



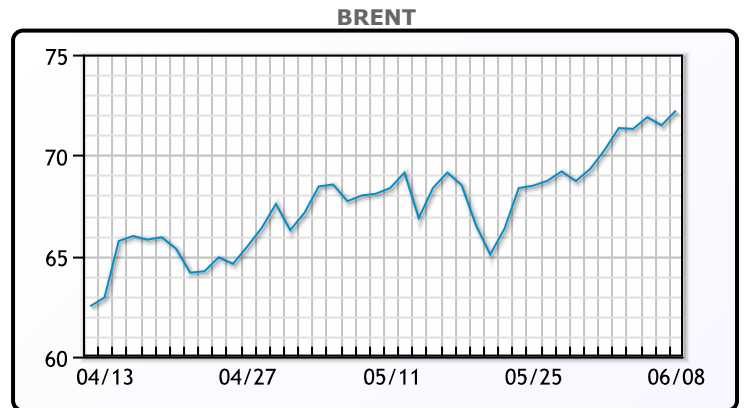
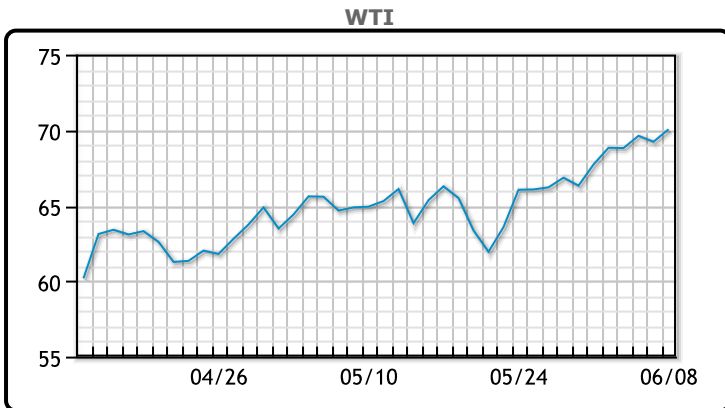
MARKET DAILY

<https://www.pflpetroleum.com>
 1865 Veterans Park Dr. Suite 303
 Naples, Florida 34109
 Phone: 239-390-2885
 Fax: 239-949-0611
 Jun 8, 2021 7:16 PM

Major Energy Futures		
	Settle	Change
Brent	72.22	0.73
Gas Oil	580.5	-0.75
Natural Gas	3.128	0.058
RBOB	221.9	2.59
ULSD	213.5	1.94
WTI	70.05	0.82

Market Commentary
 Oil prices came back slightly today, with US prices settling at the highest level in more than two years. On the Iranian oil supply side, US officials are indicating that even if the Islamic Republic complies with the 2015 nuclear deal that Iranian oil would not immediately return to market. "I would anticipate that even in the event of a return to compliance with the JCPOA (2015 Joint Comprehensive Plan of Action), hundreds of sanctions will remain in place, including sanctions imposed by the Trump administration," U.S. Secretary of State Antony Blinken said. Crude prices have risen in recent weeks, with Brent up by nearly 40% this year and WTI even more on expectations of demand returning as some countries vaccinate populations against COVID-19. Chinese data showed crude imports fell to a year's low in May, taking some wind out of the sails. WTI traded up \$.82 (to its highest since October 2018) or 1.18% to close at \$70.05. Brent traded up \$.73 (highest since 2019) or 1.02% to close at \$72.22.

Crude & Product Markets

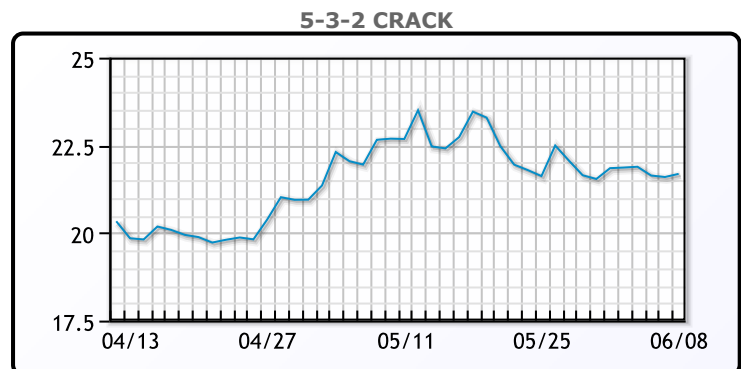
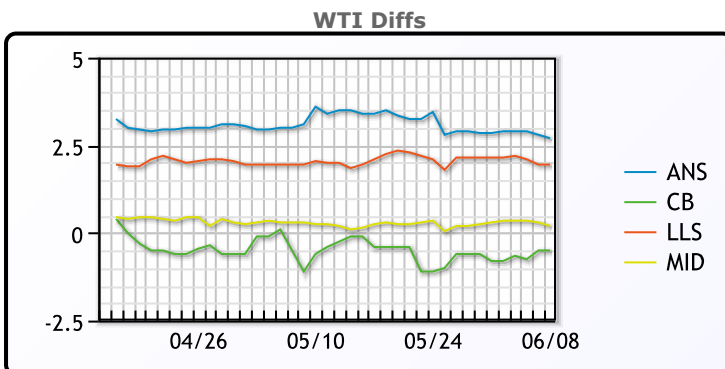


CRUDE

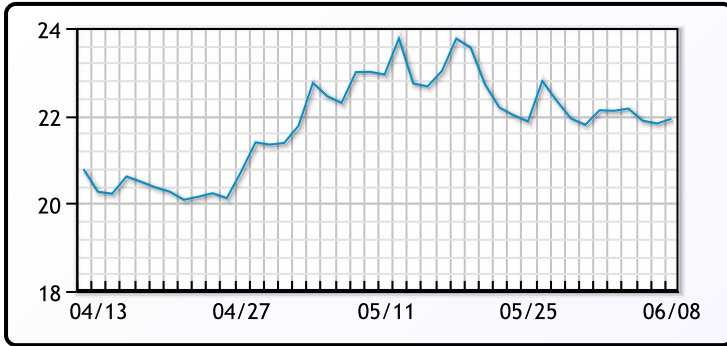
	Last	Week Ago	Month Ago
ANS	72.75	70.57	68.3
BLS	69.55	66.92	64.5
LLS	72	69.87	66.9
Mid	70.25	68.02	65.15
WTI	70.05	67.72	64.9

PRODUCTS

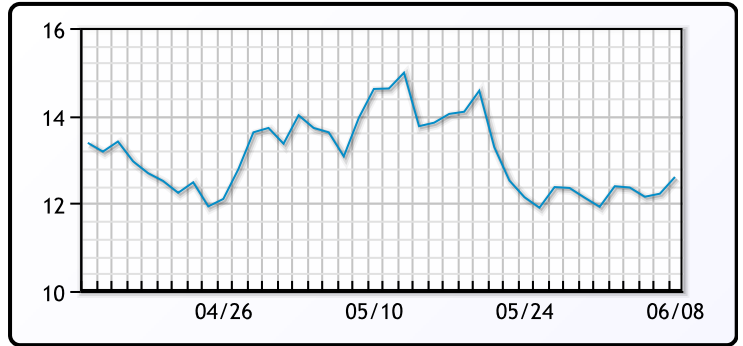
	Last	Week Ago	Month Ago
Gulf RBOB	217.53	211.29	207.44
Gulf ULSD	208.45	202.23	196.19
NYH RBOB	221.28	216.69	211.44
NYH ULSD	213.63	207.4	201.56
USGC 3%	60.13	59.13	60.13



3-2-1 Crack



Gulf 3-2-1 Crack



NGLs

MB

	Last	Week Ago	Month Ago
Butane	99.75	96.25	83
IsoButane	111.5	102.75	90.75
Natural Gasoline	152.25	148	144.5
Propane	93.75	91.5	79.5

CONWAY

	Last	Week Ago	Month Ago
Butane	103.5	99.75	86.75
IsoButane	117	113	110
Natural Gasoline	152.75	148	144
Propane	91	88.5	76.75

MB NON

	Last	Week Ago	Month Ago
Butane	111.5	102.13	90.75
IsoButane	111.5	102.75	90.75
Natural Gasoline	152.63	148.25	144.75
Propane	93.25	91.38	79.5

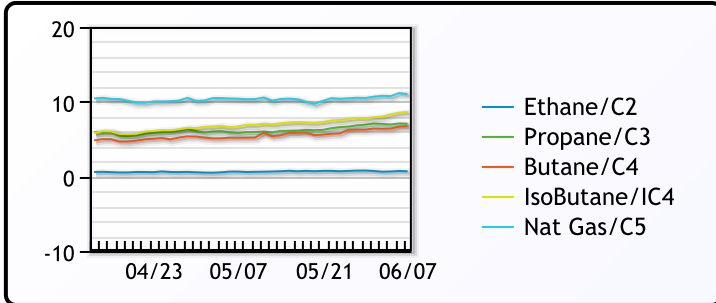
EDMONTON

	Last	Week Ago	Month Ago
Propane	68.5	62	51.75

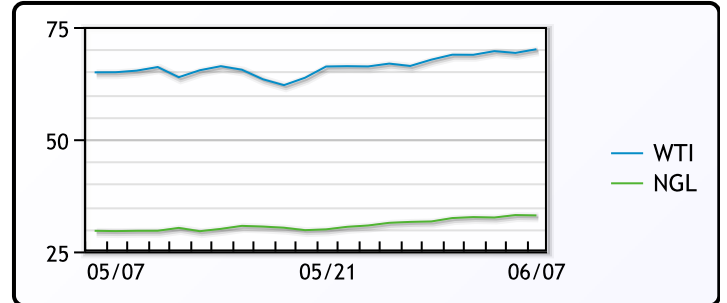
SARNIA

	Last	Week Ago	Month Ago
Propane	97.88	97.75	95.5

FRAC SPREAD



WTI vs NGL



FX

	Last	Change
CAD	1.2115	0.0004
DXY	90.076	0.126
Gold	1892.81	-0.08

RATES

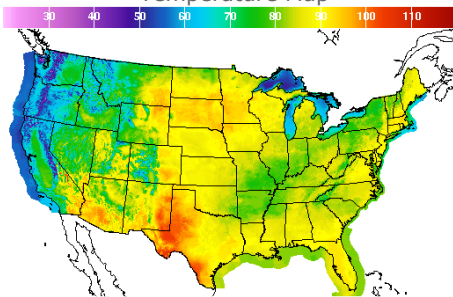
	Last	Change
US 2yr	0.1508	-0.0039
US 10yr	1.5331	-0.0356
CAN 10yr	1.451	-0.026

EQUITIES

	Last	Change
Nasdaq	13924.91	43.19
TSX	1200.12	0.794
S&P 500	4227.26	0.74

Weather Data

Temperature Map



City	HIGH °F	LOW °F
Calgary	58	39
Conway	79	60
Cushing	82	64
Denver	92	65
Houston	90	77
Mont Belvieu	87	78
Sarnia	80	66
Williston	84	57

Precipitation Map

