



# MARKET DAILY

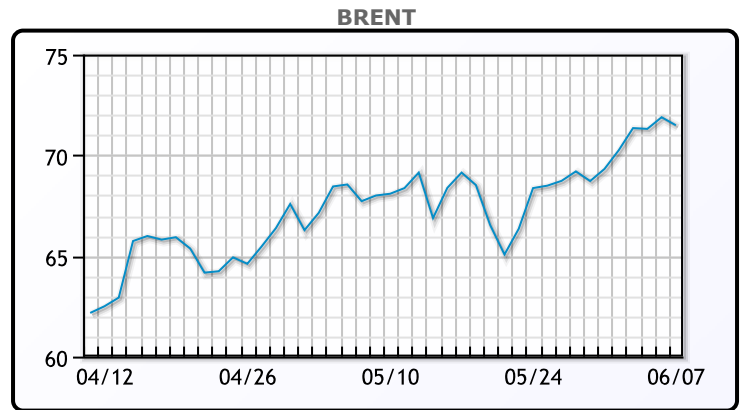
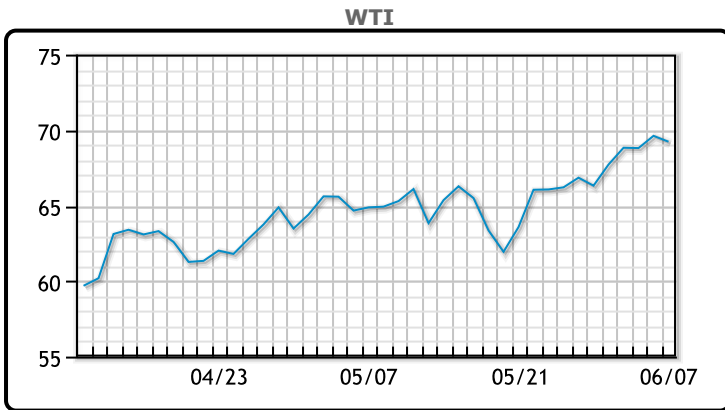
<https://www.pflpetroleum.com>  
 1865 Veterans Park Dr. Suite 303  
 Naples, Florida 34109  
 Phone: 239-390-2885  
 Fax: 239-949-0611  
 Jun 7, 2021 6:25 PM

Major Energy Futures		
	Settle	Change
Brent	71.49	0
Gas Oil	580.5	5
Natural Gas	3.07	0.056
RBOB	219.31	0.97
ULSD	211.56	1.82
WTI	69.23	0

**Market Commentary**

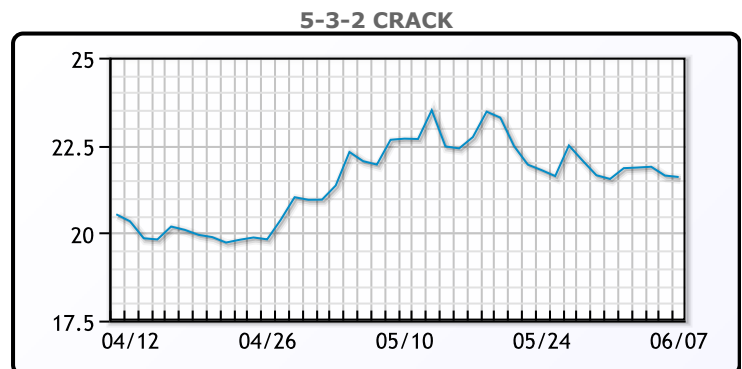
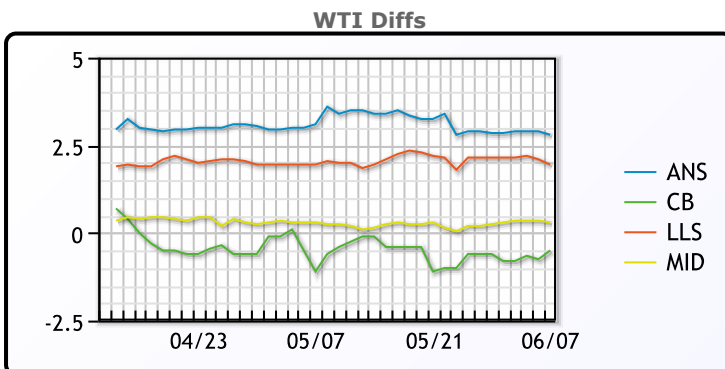
Oil prices dipped today, pulling back slightly from two year highs. Oil volatility has collapsed recently and is basically trading at last summer lows. There is some big data coming out this week, and all eyes will be on Thursdays CPI release. Rising oil prices will help lift this number. Last week's job report was solid, but fell short of expectations showing substantial further progress. At these levels we are "not anywhere near a wage-price spiral" according to Cleveland Fed President Mester. Crude has risen for the past two weeks, and Brent is up by more than 35 per cent this year, helped by the beginnings of recovery in demand after the pandemic as well as supply curbs by OPEC+. "Certainly the supply and demand equation has tilted in favor of the bulls," said John Kilduff, a partner at Again Capital in New York. "There's a consensus that there is a structural supply deficit that's going to widen as we get deeper into the year." WTI traded down \$.39 or -.56% to close at \$69.23. Brent traded down \$.40 or -.56% to close at \$71.49.

## Crude & Product Markets

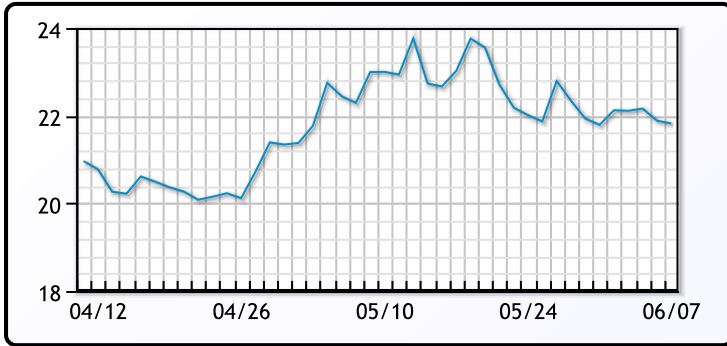


CRUDE			
	Last	Week Ago	Month Ago
ANS	72.03	69.17	68.3
BLS	68.73	65.72	64.5
LLS	71.18	68.47	66.9
Mid	69.53	66.57	65.15
WTI	69.23	66.32	64.9

PRODUCTS			
	Last	Week Ago	Month Ago
Gulf RBOB	213.94	207.44	207.44
Gulf ULSD	206.56	198.93	196.19
NYH RBOB	218.81	213.52	211.44
NYH ULSD	211.68	204.7	201.56
USGC 3%	59.63	57.38	60.13



3-2-1 Crack



Gulf 3-2-1 Crack



NGLs

MB

	Last	Week Ago	Month Ago
Butane	102.75	93.5	85
IsoButane	110	100	91
Natural Gasoline	152	145	144.5
Propane	91.5	88.75	79.5

CONWAY

	Last	Week Ago	Month Ago
Butane	102	96	87
IsoButane	118	112	111
Natural Gasoline	152.25	146.5	144.5
Propane	89	85.75	77.25

MB NON

	Last	Week Ago	Month Ago
Butane	108.75	99.5	91
IsoButane	110	100	91
Natural Gasoline	152.25	145.5	145
Propane	91.13	88.63	79.5

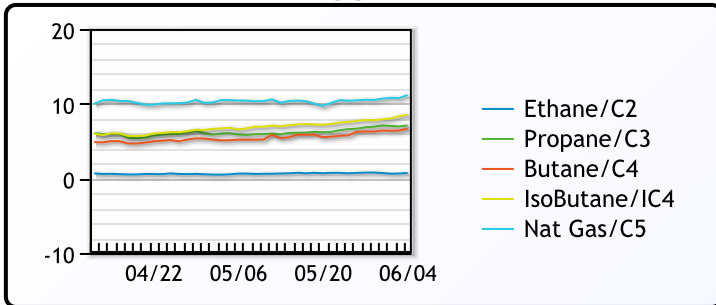
EDMONTON

	Last	Week Ago	Month Ago
Propane	66.75	61.88	51.75

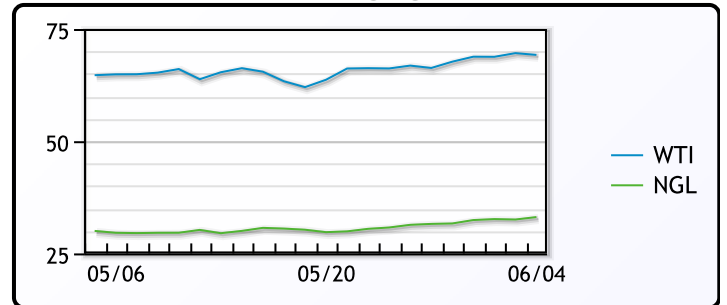
SARNIA

	Last	Week Ago	Month Ago
Propane	97.88	97.75	95.5

FRAC SPREAD



WTI vs NGL



FX

	Last	Change
CAD	1.2084	0.0002
DXY	89.973	-0.163
Gold	1899.38	0.17

RATES

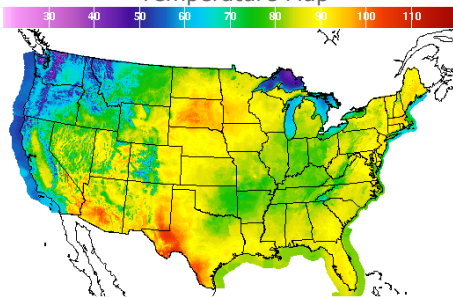
	Last	Change
US 2yr	0.1547	0.0099
US 10yr	1.5687	0.0153
CAN 10yr	1.477	0.021

EQUITIES

	Last	Change
Nasdaq	13881.72	67.23
TSX	1199.33	0.14
S&P 500	4226.52	-3.37

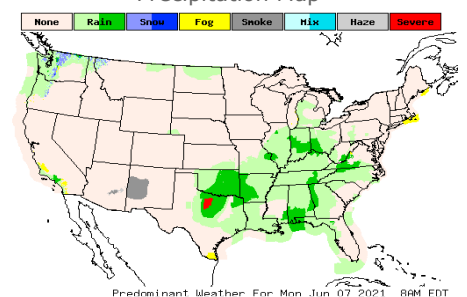
Weather Data

Temperature Map



City	HIGH °F	LOW °F
Calgary	53	38
Conway	82	56
Cushing	79	63
Denver	87	61
Houston	89	77
Mont Belvieu	86	77
Sarnia	79	67
Williston	84	57

Precipitation Map



This report has been prepared by PFL Petroleum Limited personnel for your information only and the views expressed are intended to provide market commentary and are not recommendations. This report is not an offer to sell or a solicitation of any offer to buy any security. The information contained herein has been compiled by PFL from sources believed to be reliable, but no representation or warranty, express or implied, is made by PFL Petroleum Limited, its affiliates or any other person as to its accuracy, completeness or correctness. Copyright 2017 PFL Petroleum Limited. All Rights Reserved