



MARKET DAILY

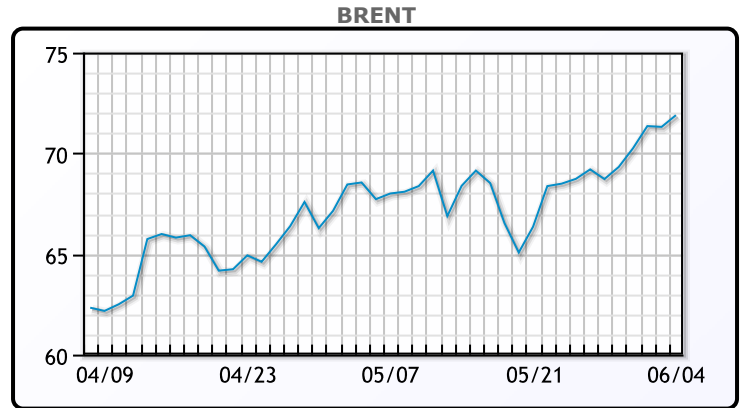
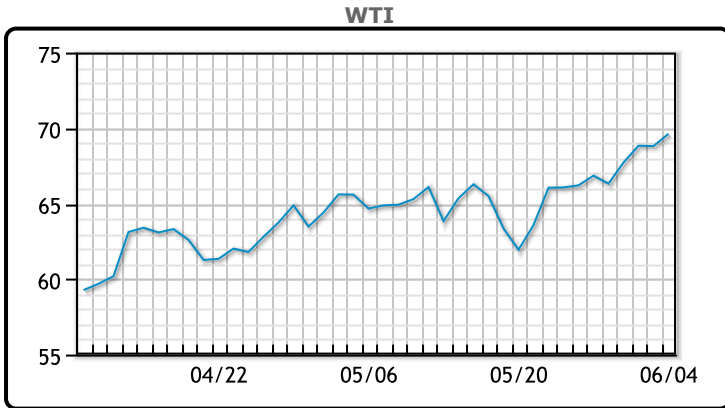
<https://www.pflpetroleum.com>
 1865 Veterans Park Dr. Suite 303
 Naples, Florida 34109
 Phone: 239-390-2885
 Fax: 239-949-0611
 Jun 4, 2021 5:59 PM

Major Energy Futures		
	Settle	Change
Brent	71.89	0.33
Gas Oil	581.25	-1.5
Natural Gas	3.097	-0.034
RBOB	221.15	0.77
ULSD	211.99	-0.54
WTI	69.62	0.81

Market Commentary

Oil prices extended gains today, with Brent trading up to two year highs before trading down a little later in the session. "After much dilly-dallying, Brent appears to have found a new home above \$70," said Stephen Brennock of oil broker PVM. "Summer and the reopening of the global economy is bullish for oil demand in the second half of the year" he continued. Brent was up 2.5% for the week and WTI was up almost 4% for the week. Meanwhile, U.S. crude output is likely to grow more slowly than previously expected as shale producers have added only a limited number of extra rigs and production, opting to push for higher prices and profits instead. Though there are still some concerns, the market seems unphased in its recent trip higher. "Not every country in the world is on a full recovery mode yet, but at the moment no hiccup seems able to reverse the bullish momentum ushered in by strong summer demand," Rystad Energy's oil markets analyst Louise Dickson said. WTI traded up \$.81 or 1.18% to close at \$69.62. Brent traded up \$.33 or .46% to close at \$71.64.

Crude & Product Markets

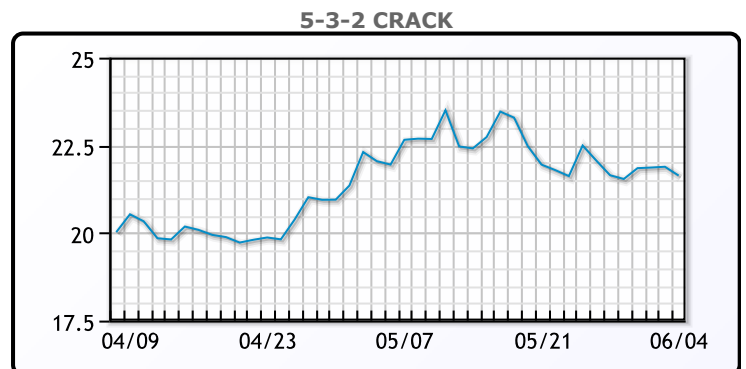
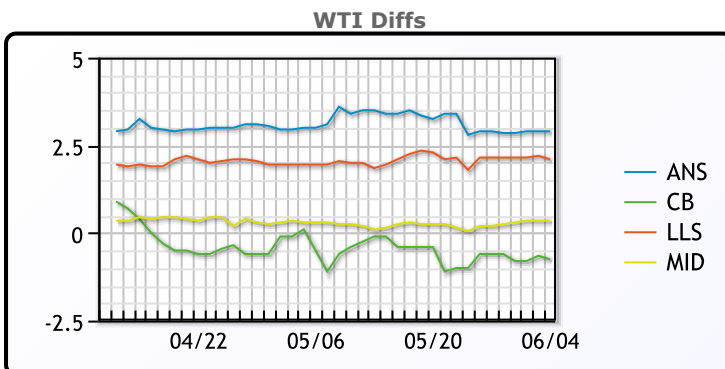


CRUDE

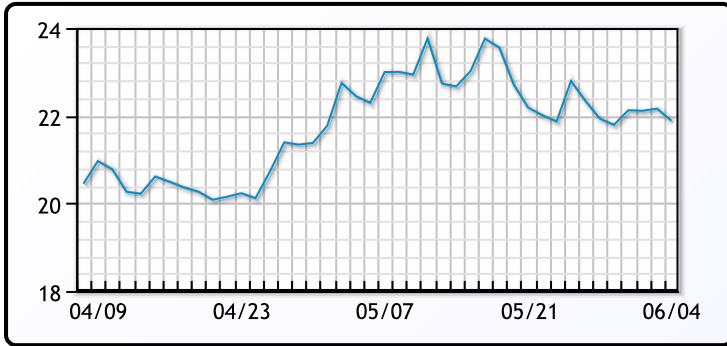
	Last	Week Ago	Month Ago
ANS	72.52	69.17	68.69
BLS	68.87	65.72	65.19
LLS	71.72	68.47	67.64
Mid	69.97	66.57	65.99
WTI	69.62	66.32	65.69

PRODUCTS

	Last	Week Ago	Month Ago
Gulf RBOB	215.78	207.44	209.87
Gulf ULSD	206.99	198.93	195.13
NYH RBOB	220.65	213.52	214.75
NYH ULSD	212.07	204.7	200.13
USGC 3%	59.63	57.38	59.38



3-2-1 Crack



Gulf 3-2-1 Crack



NGLs

MB

	Last	Week Ago	Month Ago
Butane	99	93.5	83
IsoButane	108.75	100.5	91.5
Natural Gasoline	153.5	145	146.5
Propane	91.75	89	82.13

MB NON

	Last	Week Ago	Month Ago
Butane	108	99.5	92
IsoButane	108.75	100.5	91.5
Natural Gasoline	153.25	145.25	147
Propane	91.5	88.63	81.13

CONWAY

	Last	Week Ago	Month Ago
Butane	102	95.5	88
IsoButane	120	112	105.5
Natural Gasoline	153	146.5	146
Propane	89.5	85.38	78.75

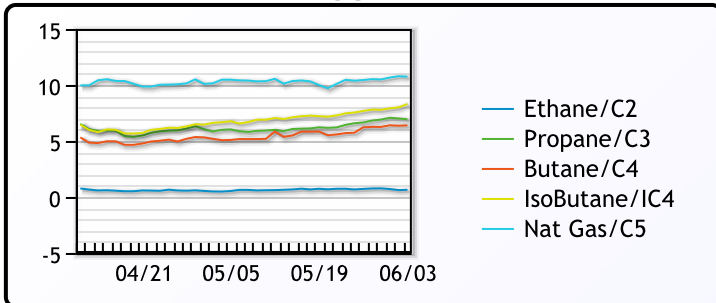
EDMONTON

	Last	Week Ago	Month Ago
Propane	66.75	61.88	53.75

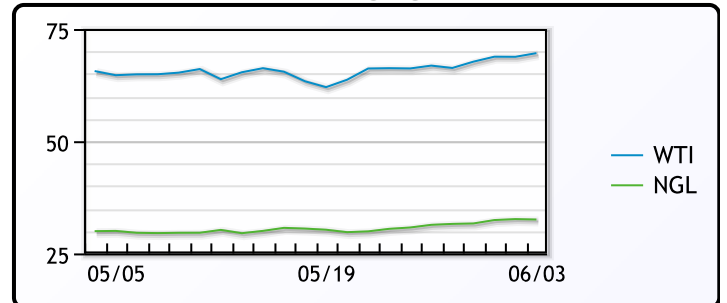
SARNIA

	Last	Week Ago	Month Ago
Propane	97.88	97.75	95.5

FRAC SPREAD



WTI vs NGL



FX

	Last	Change
CAD	1.2084	-0.0023
DXY	90.134	-0.378
Gold	1891.59	20.83

RATES

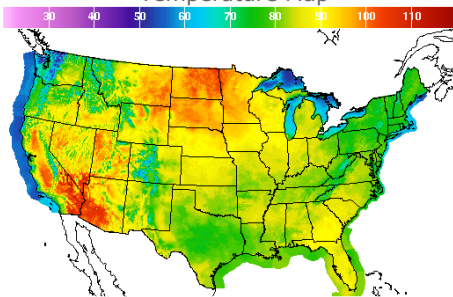
	Last	Change
US 2yr	0.1448	-0.0097
US 10yr	1.5534	-0.0716
CAN 10yr	1.456	-0.064

EQUITIES

	Last	Change
Nasdaq	13814.49	199.98
TSX	1199.19	5.822
S&P 500	4229.89	37.04

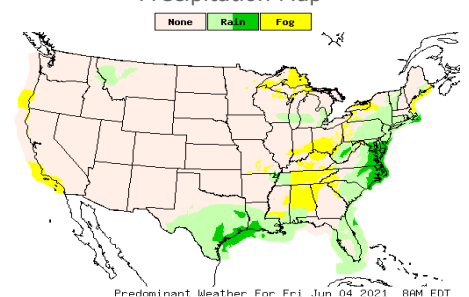
Weather Data

Temperature Map



City	HIGH °F	LOW °F
Calgary	81	55
Conway	96	66
Cushing	84	64
Denver	87	61
Houston	78	70
Mont Belvieu	77	70
Sarnia	85	60
Williston	93	70

Precipitation Map



This report has been prepared by PFL Petroleum Limited personnel for your information only and the views expressed are intended to provide market commentary and are not recommendations. This report is not an offer to sell or a solicitation of any offer to buy any security. The information contained herein has been compiled by PFL from sources believed to be reliable, but no representation or warranty, express or implied, is made by PFL Petroleum Limited, its affiliates or any other person as to its accuracy, completeness or correctness. Copyright 2017 PFL Petroleum Limited. All Rights Reserved