

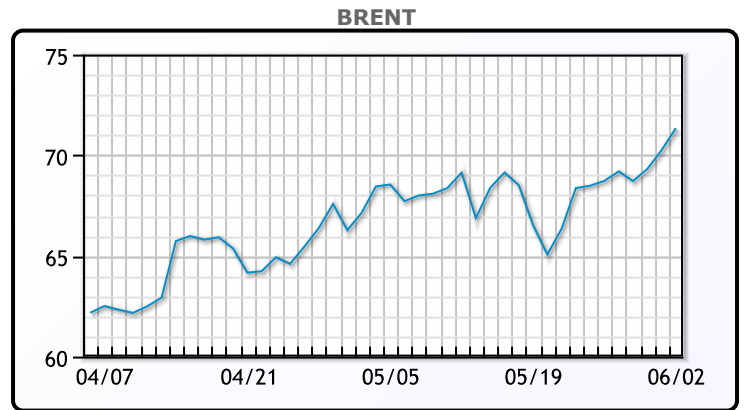
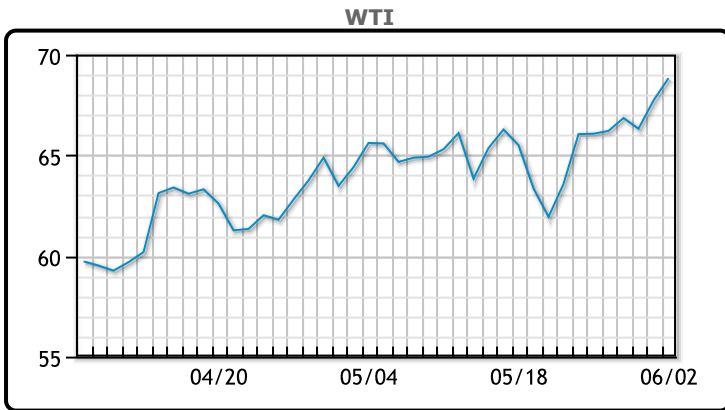


# MARKET DAILY

<https://www.pflpetroleum.com>  
 1865 Veterans Park Dr. Suite 303  
 Naples, Florida 34109  
 Phone: 239-390-2885  
 Fax: 239-949-0611  
 Jun 3, 2021 5:01 PM

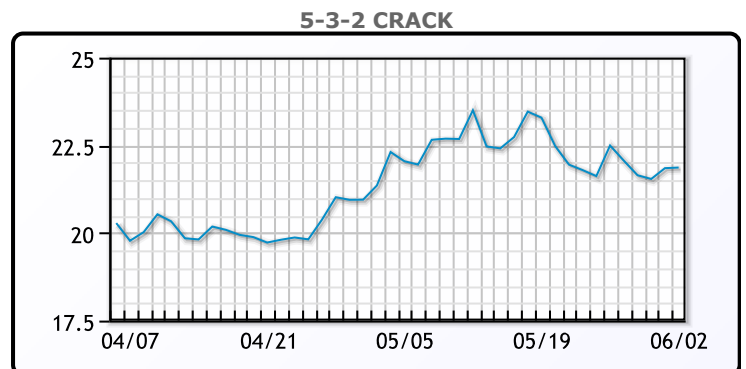
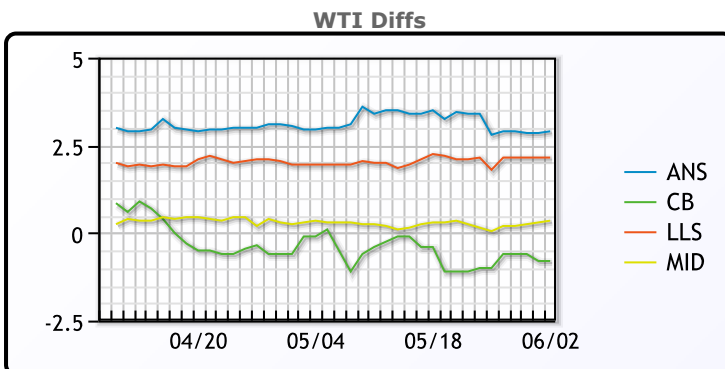
Major Energy Futures		
	Settle	Change
Brent	71.35	1.1
Gas Oil	577.75	5.75
Natural Gas	3.075	-0.029
RBOB	219.41	2.37
ULSD	210.71	3.56
WTI	68.83	1.11

## Crude & Product Markets

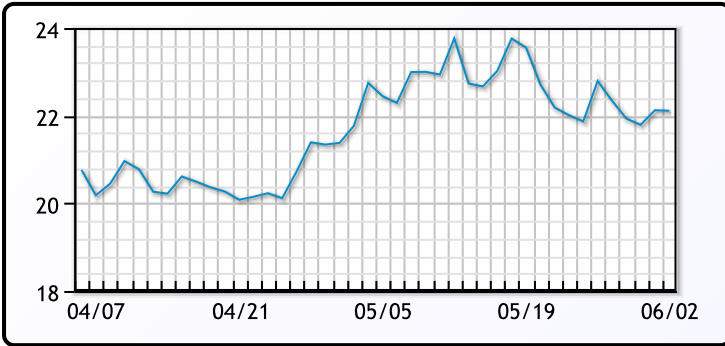


CRUDE			
	Last	Week Ago	Month Ago
ANS	71.73	69.11	66.53
BLS	68.03	65.61	63.48
LLS	70.98	68.36	65.53
Mid	69.18	66.41	63.93
WTI	68.83	66.21	63.58

PRODUCTS			
	Last	Week Ago	Month Ago
Gulf RBOB	213.91	208.62	202.63
Gulf ULSD	205.71	199.44	187.49
NYH RBOB	218.91	214.13	206.48
NYH ULSD	210.79	204.65	192.11
USGC 3%	59.88	55.88	57.88



**3-2-1 Crack**



**Gulf 3-2-1 Crack**



**NGLs**

**MB**

	Last	Week Ago	Month Ago
Butane	96.75	93.625	84.25
IsoButane	104.5	99.875	88.25
Natural Gasoline	150.25	144.88	141
Propane	91.75	87.25	82

**MB NON**

	Last	Week Ago	Month Ago
Butane	102.75	99.625	89.25
IsoButane	104.5	99.875	88.25
Natural Gasoline	150.75	145.25	141.5
Propane	91.63	87.38	87.38

**CONWAY**

	Last	Week Ago	Month Ago
Butane	100.5	96	84.75
IsoButane	116	113	101
Natural Gasoline	151.5	147	140
Propane	89.25	84.25	77.25

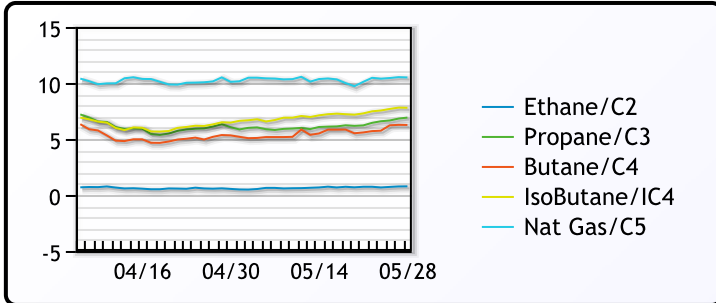
**EDMONTON**

	Last	Week Ago	Month Ago
Propane	67.25	62.25	52.5

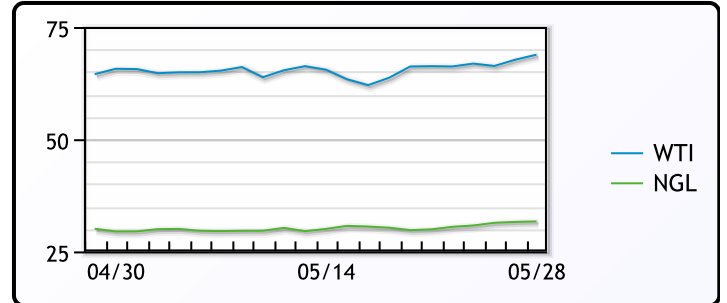
**SARNIA**

	Last	Week Ago	Month Ago
Propane	97.75	97.75	99

**FRAC SPREAD**



**WTI vs NGL**



**FX**

	Last	Change
CAD	1.2036	0.0001
DXY	89.909	0.078
Gold	1908.45	0.07

**RATES**

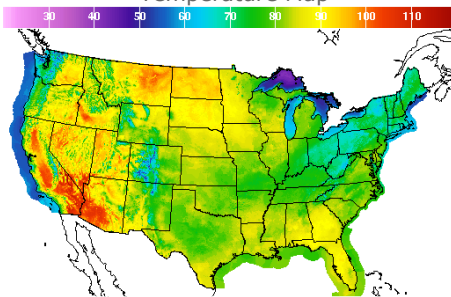
	Last	Change
US 2yr	0.1446	-0.002
US 10yr	1.5875	-0.0187
CAN 10yr	1.49	-0.004

**EQUITIES**

	Last	Change
Nasdaq	13756.33	19.85
TSX	1194.77	-1.694
S&P 500	4208.12	6.08

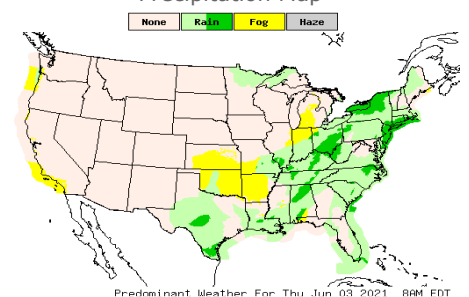
**Weather Data**

**Temperature Map**



City	HIGH °F	LOW °F
Calgary	88	61
Conway	86	62
Cushing	81	58
Denver	81	57
Houston	83	71
Mont Belvieu	81	70
Sarnia	76	57
Williston	94	65

**Precipitation Map**



This report has been prepared by PFL Petroleum Limited personnel for your information only and the views expressed are intended to provide market commentary and are not recommendations. This report is not an offer to sell or a solicitation of any offer to buy any security. The information contained herein has been compiled by PFL from sources believed to be reliable, but no representation or warranty, express or implied, is made by PFL Petroleum Limited, its affiliates or any other person as to its accuracy, completeness or correctness. Copyright 2017 PFL Petroleum Limited. All Rights Reserved