



MARKET DAILY

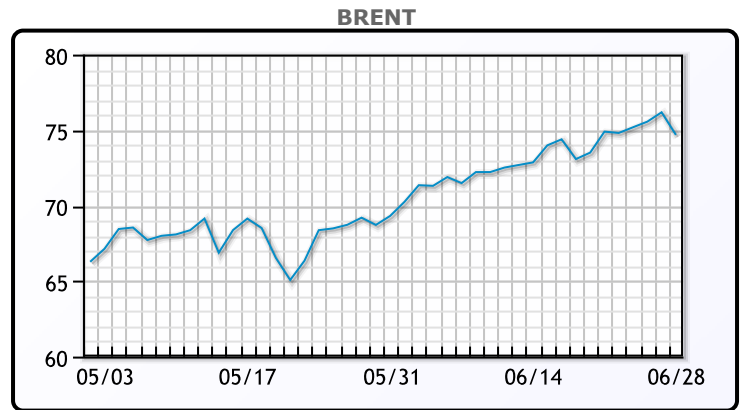
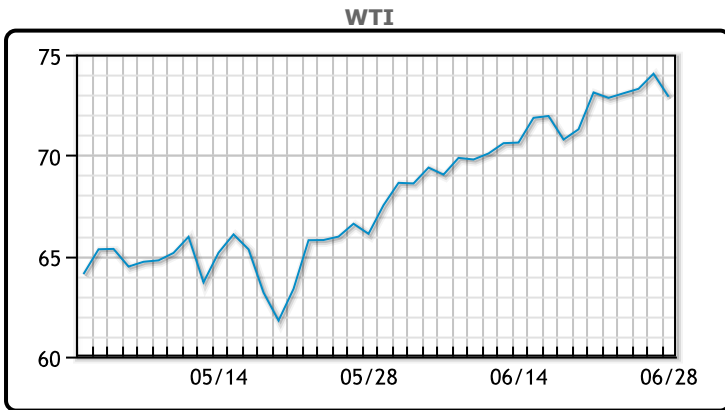
<https://www.pflpetroleum.com>
 1865 Veterans Park Dr. Suite 303
 Naples, Florida 34109
 Phone: 239-390-2885
 Fax: 239-949-0611
 Jun 28, 2021 6:51 PM

Major Energy Futures		
	Settle	Change
Brent	74.68	0
Gas Oil	599.5	2.75
Natural Gas	3.593	0.073
RBOB	221.66	-4.73
ULSD	211.82	-3.11
WTI	72.91	0

Market Commentary

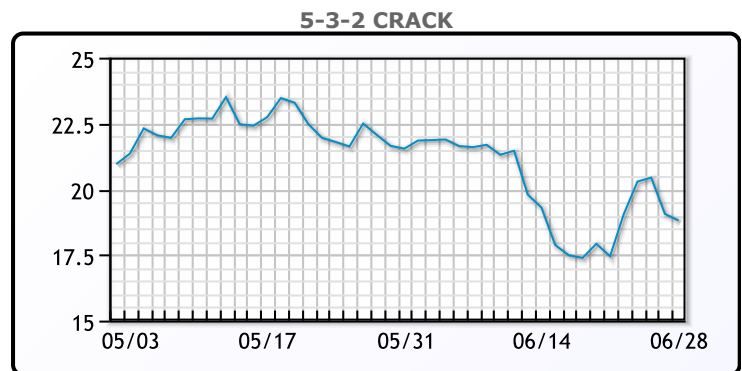
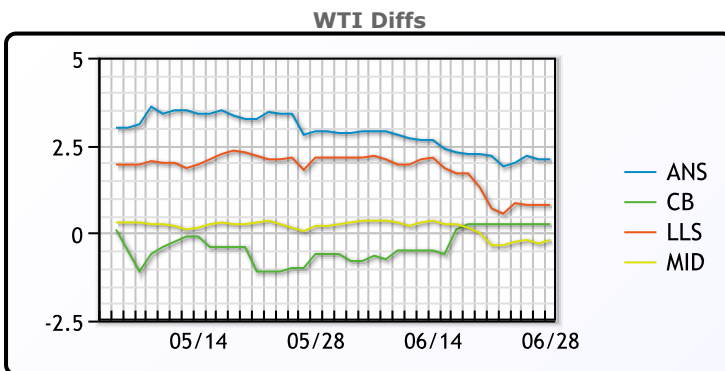
Oil prices came off today, ahead of the OPEC+ meeting on Thursday, after initially rising to new highs earlier in the session. Geopolitical tensions are rising as the US carried out airstrikes in Syria over the weekend. Iran backed Militia groups within Syria retaliated today, and reports are the US is countering. This could complicate negotiations with Iran on the potential of the US rejoining the nuclear deal. Despite the tensions, it seems rising Covid cases in Asia and Europe took the wind of the sails today. "The forecast for oil demand recovery over the summer may be a bit overestimated, and traders are facing a reality check this week as the [COVID-19] Delta variant reached Europe and as an infections surge in Southeast Asia and Australia is bringing back lockdowns," said Louise Dickson, oil markets analyst at Rystad Energy. Oil prices fell \$1.14 or -1.54% to close at \$72.91. Brent traded down \$1.50 or -1.97% to close at \$74.68.

Crude & Product Markets

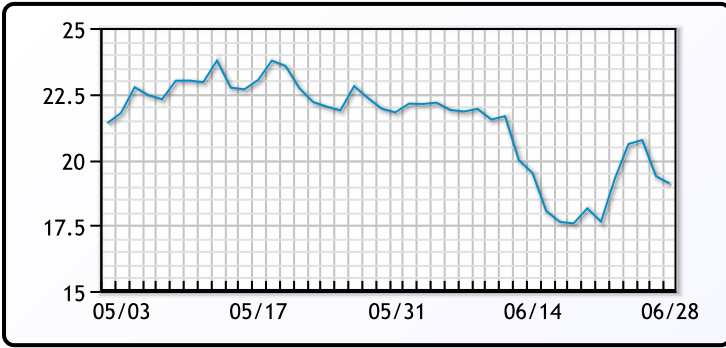


CRUDE			
	Last	Week Ago	Month Ago
ANS	75.01	75.86	69.17
BLS	73.16	73.91	65.72
LLS	73.71	74.36	68.47
Mid	72.71	73.31	66.57
WTI	72.91	73.66	66.32

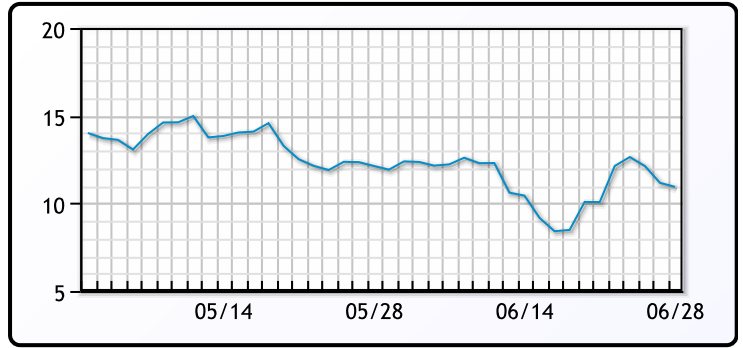
PRODUCTS			
	Last	Week Ago	Month Ago
Gulf RBOB	216.27	214.19	207.44
Gulf ULSD	206.63	207.28	198.93
NYH RBOB	220.66	218.19	213.52
NYH ULSD	211.95	212.56	204.7
USGC 3%	62.88	63.13	57.38



3-2-1 Crack



Gulf 3-2-1 Crack



NGLs

MB

	Last	Week Ago	Month Ago
Butane	116.125	107.75	93.5
IsoButane	125.125	115.25	100
Natural Gasoline	157.75	156	145
Propane	103.25	98.625	88.75

CONWAY

	Last	Week Ago	Month Ago
Butane	116.5	108	96
IsoButane	130	122	112
Natural Gasoline	158.5	156	146.5
Propane	103.25	96.875	85.75

MB NON

	Last	Week Ago	Month Ago
Butane	120.625	112.75	99.5
IsoButane	125.125	115.25	100
Natural Gasoline	157.25	156.125	145.5
Propane	103	98.13	88.63

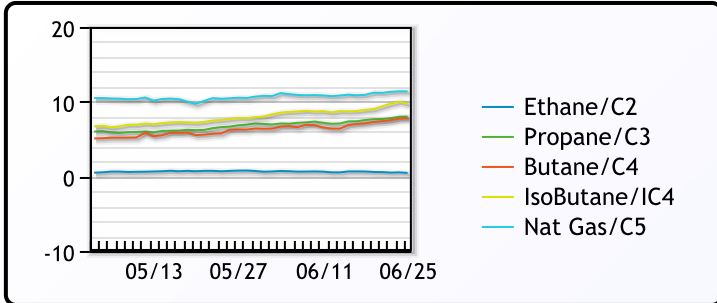
EDMONTON

	Last	Week Ago	Month Ago
Propane	83.75	76.75	61.88

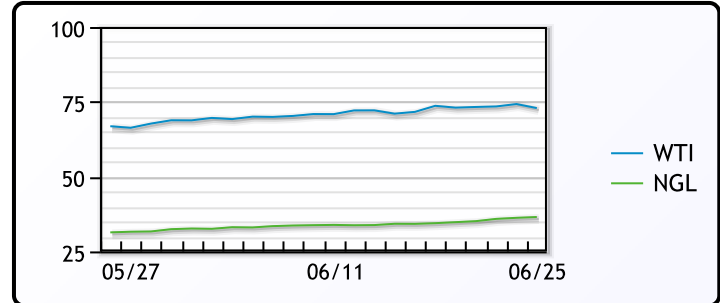
SARNIA

	Last	Week Ago	Month Ago
Propane	118	108.25	97.75

FRAC SPREAD



WTI vs NGL



FX

	Last	Change
CAD	1.2339	0.0002
DXY	91.887	0.03599
Gold	1778.04	-0.44

RATES

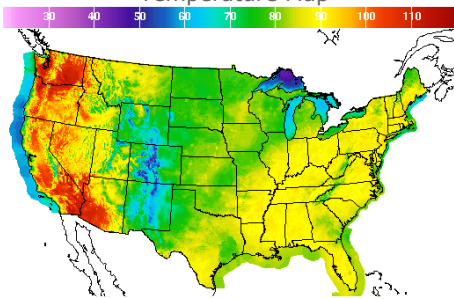
	Last	Change
US 2yr	0.2543	-0.0118
US 10yr	1.4765	-0.0476
CAN 10yr	1.415	-0.038

EQUITIES

	Last	Change
Nasdaq	14500.51	140.12
TSX	1208.117	-5.386
S&P 500	4290.61	9.91

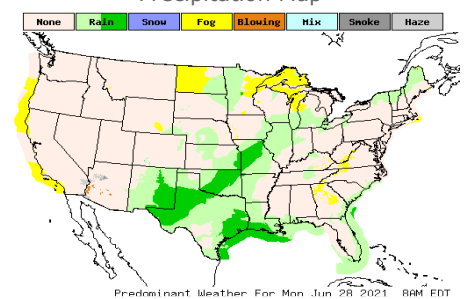
Weather Data

Temperature Map



City	HIGH °F	LOW °F
Calgary	93	59
Conway	77	57
Cushing	79	69
Denver	72	57
Houston	78	74
Mont Belvieu	76	75
Sarnia	78	66
Williston	79	55

Precipitation Map



This report has been prepared by PFL Petroleum Limited personnel for your information only and the views expressed are intended to provide market commentary and are not recommendations. This report is not an offer to sell or a solicitation of any offer to buy any security. The information contained herein has been compiled by PFL from sources believed to be reliable, but no representation or warranty, express or implied, is made by PFL Petroleum Limited, its affiliates or any other person as to its accuracy, completeness or correctness. Copyright 2017 PFL Petroleum Limited. All Rights Reserved