



MARKET DAILY

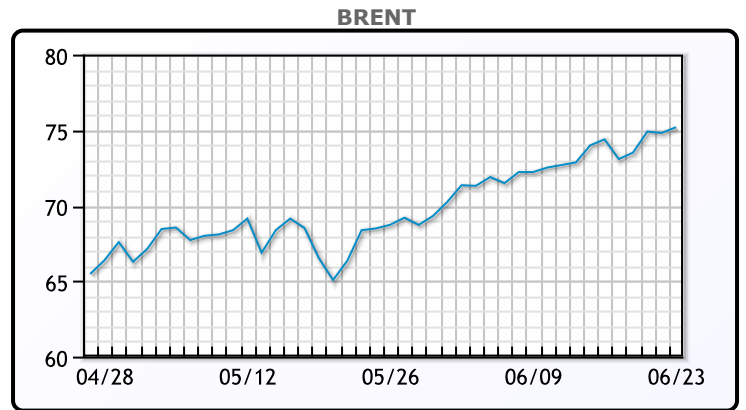
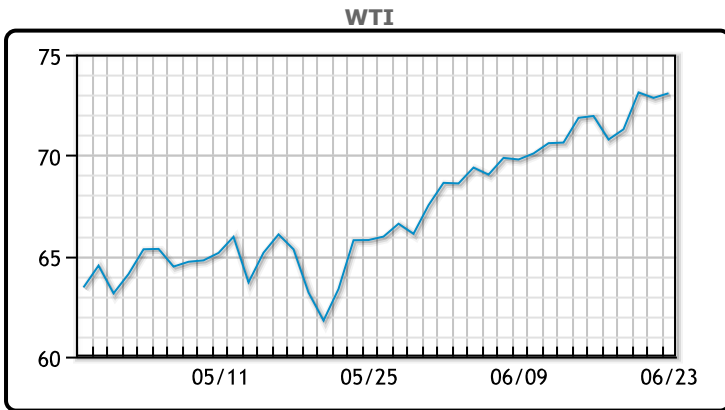
<https://www.pflpetroleum.com>
 1865 Veterans Park Dr. Suite 303
 Naples, Florida 34109
 Phone: 239-390-2885
 Fax: 239-949-0611
 Jun 24, 2021 5:32 PM

Major Energy Futures		
	Settle	Change
Brent	75.19	0.38
Gas Oil	607	4.25
Natural Gas	3.333	0.075
RBOB	226.69	2.74
ULSD	215.94	0.84
WTI	73.08	0.23

Market Commentary

Oil prices continued to rise today, supported by yesterday's inventory draw down and doubts about negotiations on the Iran deal. Meanwhile, OPEC+ meets Thursday July 1 and will likely unwind more production cuts. "Given the good sentiment and robust demand, OPEC+ is likely to find it easy next week to announce a further increase in production, at least for August, without jeopardizing the upswing enjoyed by the oil price," Commerzbank analysts wrote. India has expressed concerns to OPEC with rising oil prices, and yesterday their Oil Minister reiterated his request to phase out the production cuts. Despite the cuts, the value of Saudi Arabian oil exports in April 2021 was \$13.8B, double April of 2020. WTI traded up \$.22 or .3% to close at \$73.30. Brent traded up \$.41 or .55% to close at \$75.60.

Crude & Product Markets

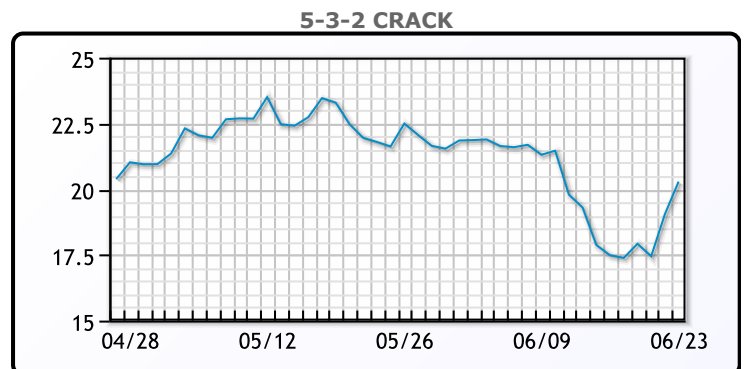
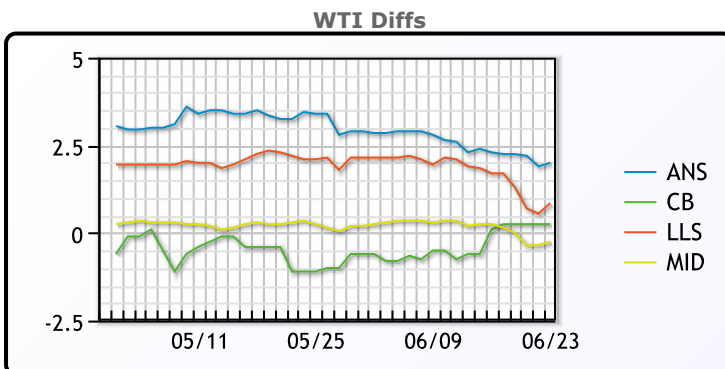


CRUDE

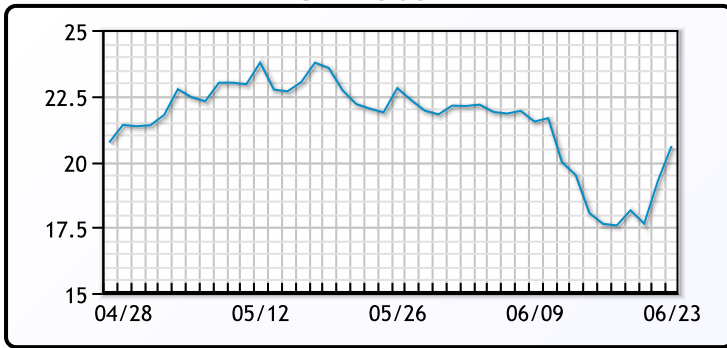
	Last	Week Ago	Month Ago
ANS	75.28	74.45	67.1
BLS	73.53	72.25	62.6
LLS	74.13	73.85	65.8
Mid	73.03	72.4	63.95
WTI	73.28	72.15	63.7

PRODUCTS

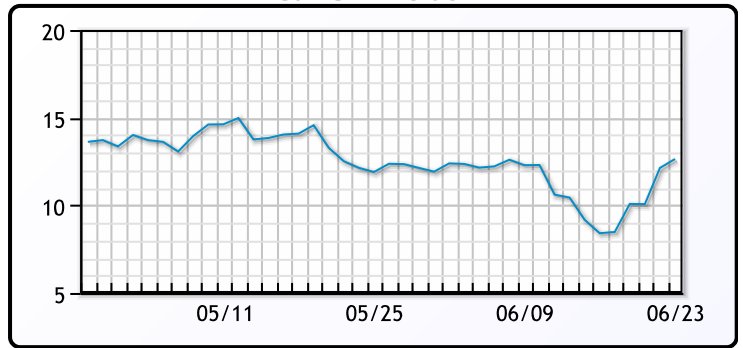
	Last	Week Ago	Month Ago
Gulf RBOB	221.69	210.5	200.97
Gulf ULSD	210.44	205.22	193.86
NYH RBOB	224.94	214.12	206.12
NYH ULSD	215.87	210.34	199.07
USGC 3%	62.63	62.63	54.38



3-2-1 Crack



Gulf 3-2-1 Crack



NGLs

MB

	Last	Week Ago	Month Ago
Butane	113	103.75	88.875
IsoButane	122.5	112.75	95.125
Natural Gasoline	159.25	153.75	140.25
Propane	101.75	96.25	82.25

CONWAY

	Last	Week Ago	Month Ago
Butane	113.5	105.5	92.5
IsoButane	129	120.75	114.25
Natural Gasoline	158	155	142.5
Propane	100.75	94.5	80.25

MB NON

	Last	Week Ago	Month Ago
Butane	118	109.75	94.875
IsoButane	122.5	112.75	95.125
Natural Gasoline	158.5	153.75	140.25
Propane	101.25	96.13	81.88

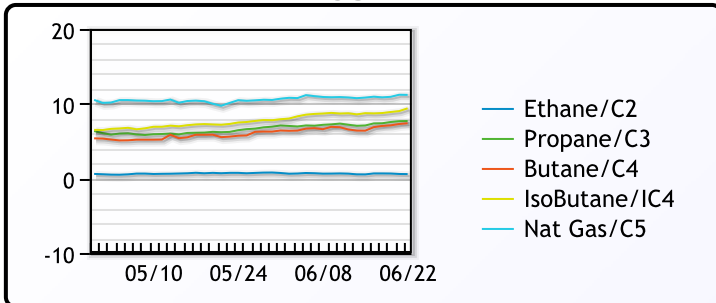
EDMONTON

	Last	Week Ago	Month Ago
Propane	81.25	74.75	56.88

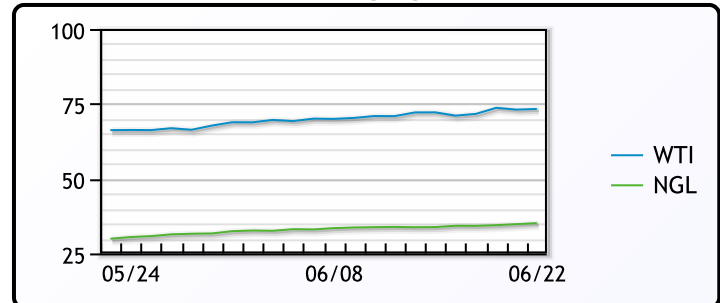
SARNIA

	Last	Week Ago	Month Ago
Propane	108.25	108.25	95

FRAC SPREAD



WTI vs NGL



FX

	Last	Change
CAD	1.2305	-0.0001
DXY	91.802	0.046
Gold	1778.36	-0.32

RATES

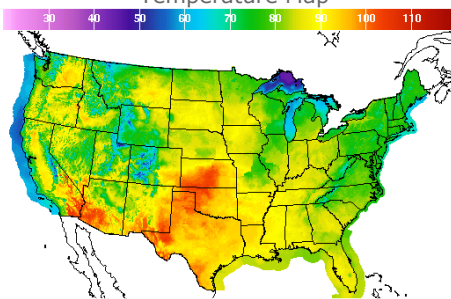
	Last	Change
US 2yr	0.2622	0.0341
US 10yr	1.4852	0.022
CAN 10yr	1.422	0.017

EQUITIES

	Last	Change
Nasdaq	14271.73	18.46
TSX	1208.65	-2.973
S&P 500	4241.84	-4.6

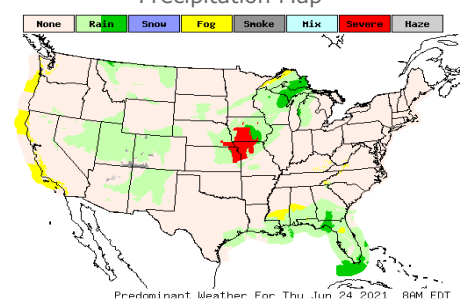
Weather Data

Temperature Map



City	HIGH °F	LOW °F
Calgary	65	49
Conway	78	56
Cushing	93	75
Denver	84	67
Houston	91	79
Mont Belvieu	90	78
Sarnia	77	62
Williston	77	59

Precipitation Map



This report has been prepared by PFL Petroleum Limited personnel for your information only and the views expressed are intended to provide market commentary and are not recommendations. This report is not an offer to sell or a solicitation of any offer to buy any security. The information contained herein has been compiled by PFL from sources believed to be reliable, but no representation or warranty, express or implied, is made by PFL Petroleum Limited, its affiliates or any other person as to its accuracy, completeness or correctness. Copyright 2017 PFL Petroleum Limited. All Rights Reserved