



MARKET DAILY

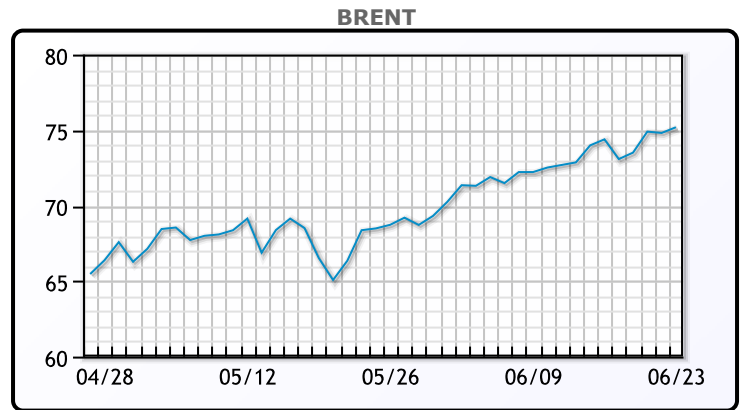
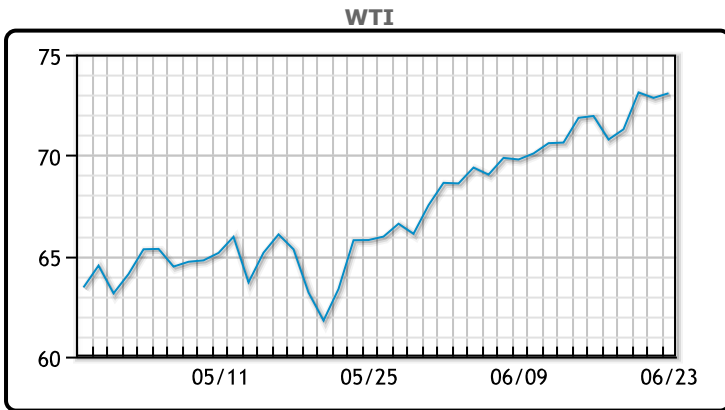
<https://www.pflpetroleum.com>
 1865 Veterans Park Dr. Suite 303
 Naples, Florida 34109
 Phone: 239-390-2885
 Fax: 239-949-0611
 Jun 23, 2021 6:19 PM

Major Energy Futures		
	Settle	Change
Brent	75.19	0.38
Gas Oil	607	4.25
Natural Gas	3.333	0.075
RBOB	226.69	2.74
ULSD	215.94	0.84
WTI	73.08	0.23

Market Commentary

Oil prices had a strong session, buoyed by positive EIA data showing mostly positive inventory numbers and growing demand. Crude inventories had a draw of 7.6MM/bbls, nearly double the expectation of a 3.9MM/bbls draw. Refinery runs fell by 225K, with utilization dropping by .4% to 92.2%. Gasoline stocks fell by 2.9MM/bbls, vs a forecasted build of 833K/bbls. Distillate inventories rose by 1.8MM/bbls, vs an expected 1.1MM/bbls rise. As a marker of how far we have come, Jet Fuel product supplied is up nearly 100% from this same week last year. "People are getting back in their cars again and that's showing up in the numbers in a big way," said Phil Flynn, senior analyst at Price Futures Group. WTI traded up \$.23 or .32% to close at \$73.08. Brent traded up \$.38 or .51% to close at \$75.19.

Crude & Product Markets

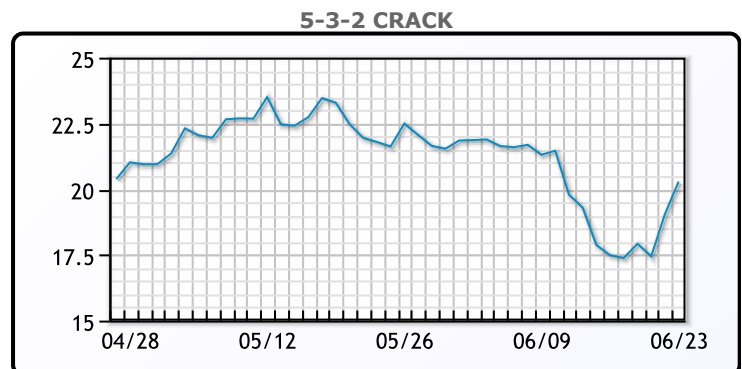
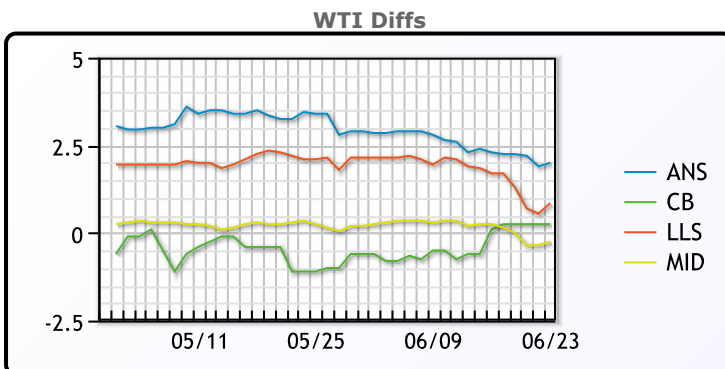


CRUDE

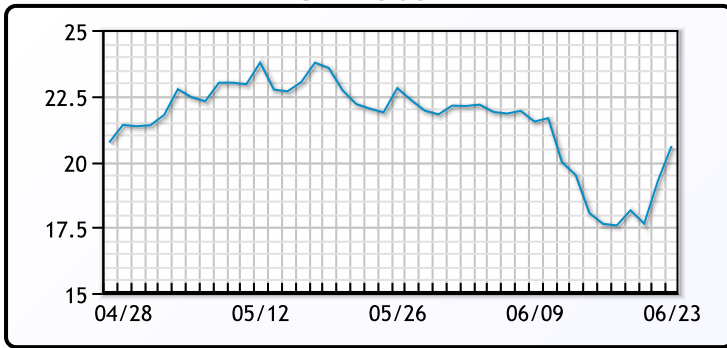
	Last	Week Ago	Month Ago
ANS	75.28	74.45	67.1
BLS	73.53	72.25	62.6
LLS	74.13	73.85	65.8
Mid	73.03	72.4	63.95
WTI	73.28	72.15	63.7

PRODUCTS

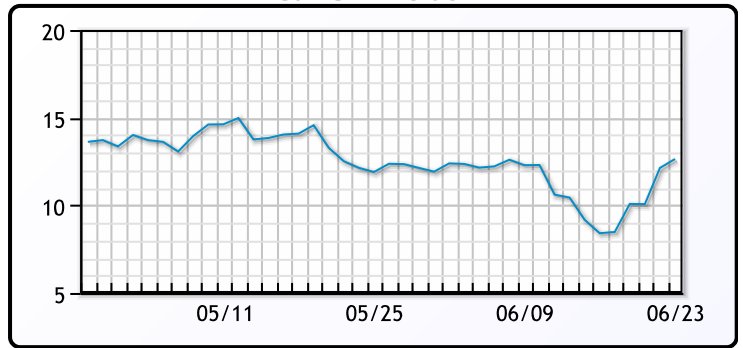
	Last	Week Ago	Month Ago
Gulf RBOB	221.69	210.5	200.97
Gulf ULSD	210.44	205.22	193.86
NYH RBOB	224.94	214.12	206.12
NYH ULSD	215.87	210.34	199.07
USGC 3%	62.63	62.63	54.38



3-2-1 Crack



Gulf 3-2-1 Crack



NGLs

MB

	Last	Week Ago	Month Ago
Butane	113	103.75	88.875
IsoButane	122.5	112.75	95.125
Natural Gasoline	159.25	153.75	140.25
Propane	101.75	96.25	82.25

CONWAY

	Last	Week Ago	Month Ago
Butane	113.5	105.5	92.5
IsoButane	129	120.75	114.25
Natural Gasoline	158	155	142.5
Propane	100.75	94.5	80.25

MB NON

	Last	Week Ago	Month Ago
Butane	118	109.75	94.875
IsoButane	122.5	112.75	95.125
Natural Gasoline	158.5	153.75	140.25
Propane	101.25	96.13	81.88

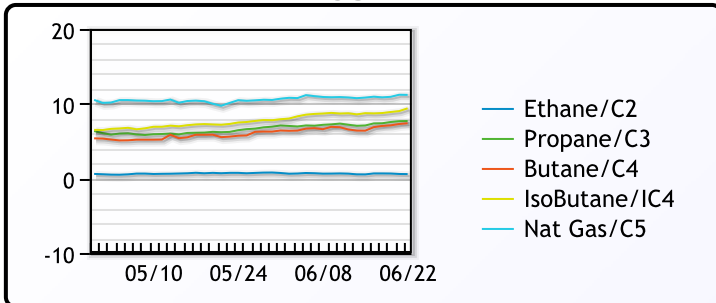
EDMONTON

	Last	Week Ago	Month Ago
Propane	81.25	74.75	56.88

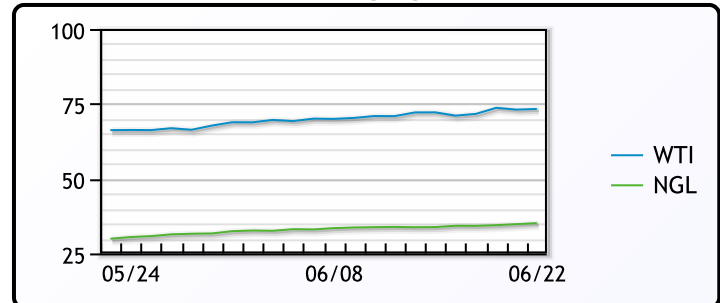
SARNIA

	Last	Week Ago	Month Ago
Propane	108.25	108.25	95

FRAC SPREAD



WTI vs NGL



FX

	Last	Change
CAD	1.2305	-0.0001
DXY	91.802	0.046
Gold	1778.36	-0.32

RATES

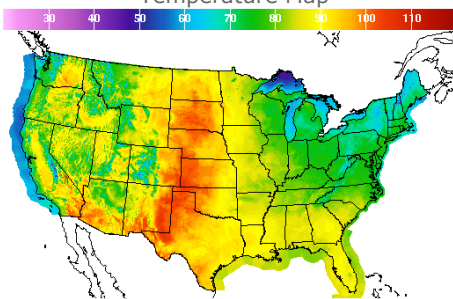
	Last	Change
US 2yr	0.2622	0.0341
US 10yr	1.4852	0.022
CAN 10yr	1.422	0.017

EQUITIES

	Last	Change
Nasdaq	14271.73	18.46
TSX	1208.65	-2.973
S&P 500	4241.84	-4.6

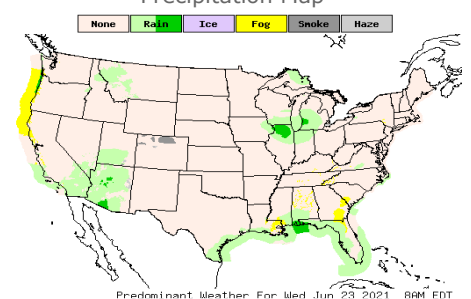
Weather Data

Temperature Map



City	HIGH °F	LOW °F
Calgary	72	54
Conway	85	61
Cushing	89	64
Denver	95	69
Houston	94	77
Mont Belvieu	90	77
Sarnia	70	49
Williston	88	66

Precipitation Map



This report has been prepared by PFL Petroleum Limited personnel for your information only and the views expressed are intended to provide market commentary and are not recommendations. This report is not an offer to sell or a solicitation of any offer to buy any security. The information contained herein has been compiled by PFL from sources believed to be reliable, but no representation or warranty, express or implied, is made by PFL Petroleum Limited, its affiliates or any other person as to its accuracy, completeness or correctness. Copyright 2017 PFL Petroleum Limited. All Rights Reserved