



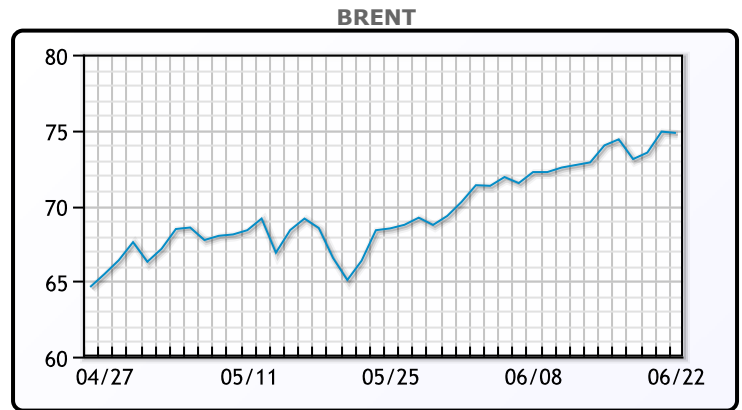
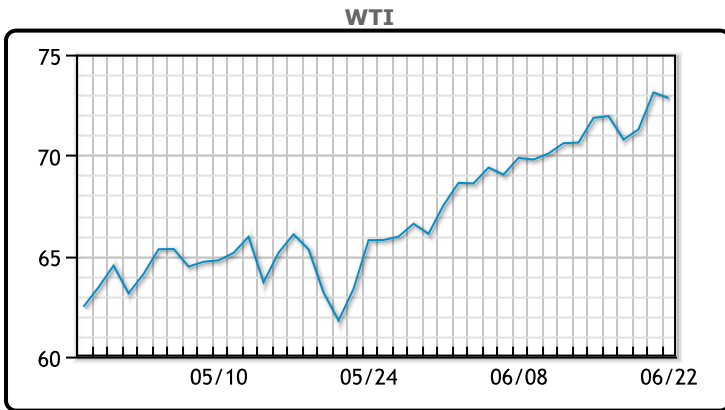
MARKET DAILY

<https://www.pflpetroleum.com>
 1865 Veterans Park Dr. Suite 303
 Naples, Florida 34109
 Phone: 239-390-2885
 Fax: 239-949-0611
 Jun 22, 2021 7:21 PM

Major Energy Futures		
	Settle	Change
Brent	74.81	-0.09
Gas Oil	600.25	2.5
Natural Gas	3.258	0.067
RBOB	222.43	2.74
ULSD	215.1	2.42
WTI	72.85	-0.27

Market Commentary
 Crude oil prices were steady, coming off a little today from yesterdays close. OPEC+ is discussing another gradual output increase from August, but no final decision has yet been made. This would be in addition to 2.1MM/bpd the group is returning to market from May through July. "Oil's underlying physical demand picture remains positive," said OANDA analyst Jeffrey Halley. "Despite the noise in financial markets, the real world is on the right track and will require increasing amounts of energy as it reopens." On the technical side, WTI open interest declined 179K contracts or -7%, which will make the latest bull rally hard to sustain. Iran has boosted the volume of crude it has stored on oil tankers in recent months, according to Kpler, in what may be preparation for a resumption in exports. WTI traded down \$.27 or -.37% to close at \$72.85. Brent traded down \$.09 or -.12% to close at \$74.81.

Crude & Product Markets

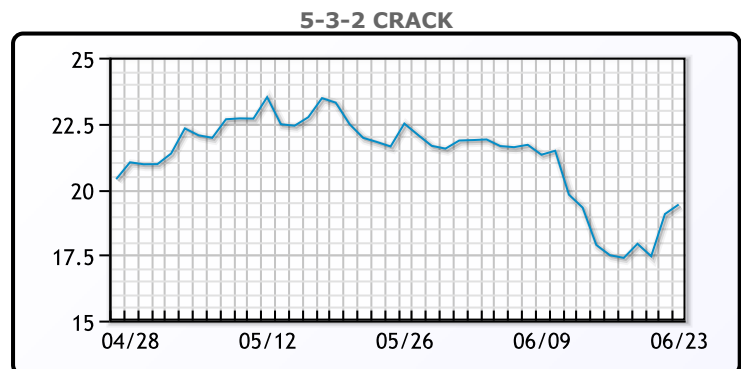
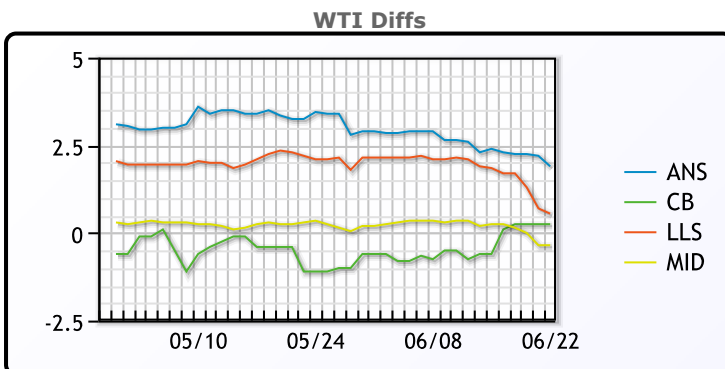


CRUDE

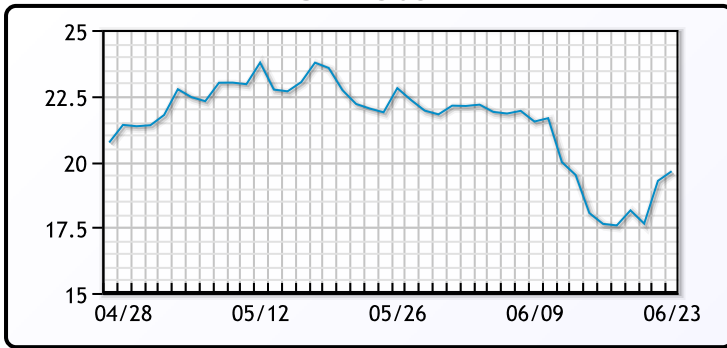
	Last	Week Ago	Month Ago
ANS	74.96	74.52	67.1
BLS	73.31	71.52	62.6
LLS	73.61	73.97	65.8
Mid	72.71	72.37	63.95
WTI	73.06	72.12	63.7

PRODUCTS

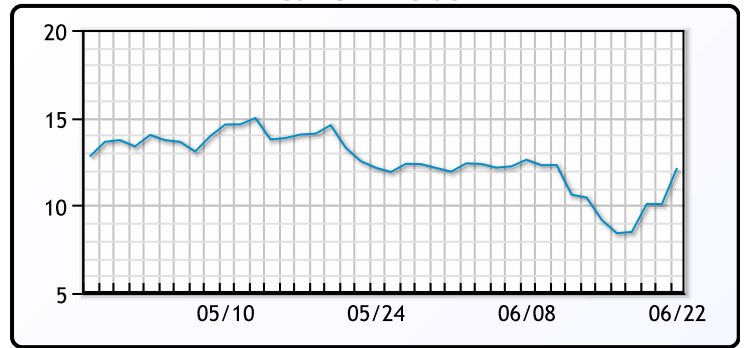
	Last	Week Ago	Month Ago
Gulf RBOB	216.93	212.05	200.97
Gulf ULSD	209.6	206.08	193.86
NYH RBOB	220.68	216.05	206.12
NYH ULSD	215.05	211.31	199.07
USGC 3%	62.38	62.13	54.38



3-2-1 Crack



Gulf 3-2-1 Crack



NGLs

MB

	Last	Week Ago	Month Ago
Butane	108.88	99.63	86.25
IsoButane	119	113.75	95.38
Natural Gasoline	156.38	153.5	140.25
Propane	99.38	94.75	82.25

CONWAY

	Last	Week Ago	Month Ago
Butane	110	105.75	92.25
IsoButane	123.5	122	114
Natural Gasoline	156.5	154	142.75
Propane	98	93.375	80.25

MB NON

	Last	Week Ago	Month Ago
Butane	114.5	108.63	94.75
IsoButane	119	113.75	95.38
Natural Gasoline	156.38	153.75	140.75
Propane	99	94.75	81.88

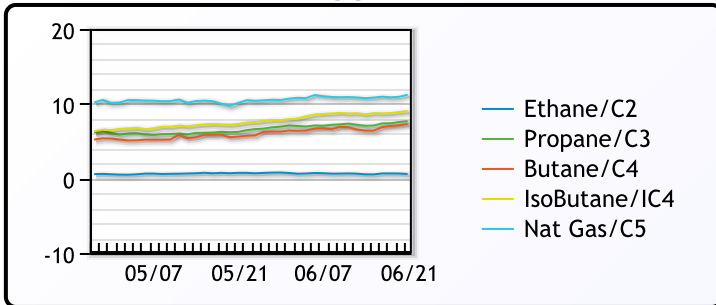
EDMONTON

	Last	Week Ago	Month Ago
Propane	78.38	72	56.88

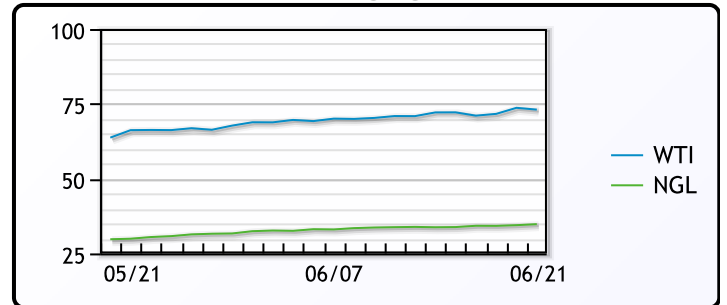
SARNIA

	Last	Week Ago	Month Ago
Propane	108.25	108.25	95

FRAC SPREAD



WTI vs NGL



FX

	Last	Change
CAD	1.231	0.0004
DXY	91.756	-0.143
Gold	1778.96	0.22

RATES

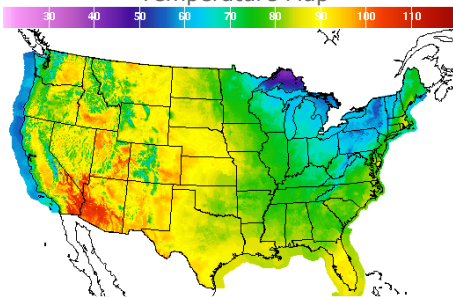
	Last	Change
US 2yr	0.2281	-0.0262
US 10yr	1.4632	-0.0254
CAN 10yr	1.405	-0.009

EQUITIES

	Last	Change
Nasdaq	14253.27	111.79
TSX	1211.62	1.386
S&P 500	4246.44	21.65

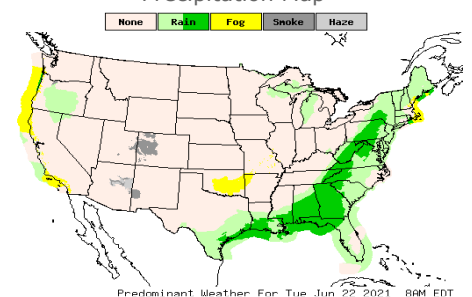
Weather Data

Temperature Map



City	HIGH °F	LOW °F
Calgary	86	55
Conway	79	48
Cushing	82	57
Denver	92	61
Houston	91	77
Mont Belvieu	88	74
Sarnia	60	46
Williston	88	53

Precipitation Map



This report has been prepared by PFL Petroleum Limited personnel for your information only and the views expressed are intended to provide market commentary and are not recommendations. This report is not an offer to sell or a solicitation of any offer to buy any security. The information contained herein has been compiled by PFL from sources believed to be reliable, but no representation or warranty, express or implied, is made by PFL Petroleum Limited, its affiliates or any other person as to its accuracy, completeness or correctness. Copyright 2017 PFL Petroleum Limited. All Rights Reserved