



MARKET DAILY

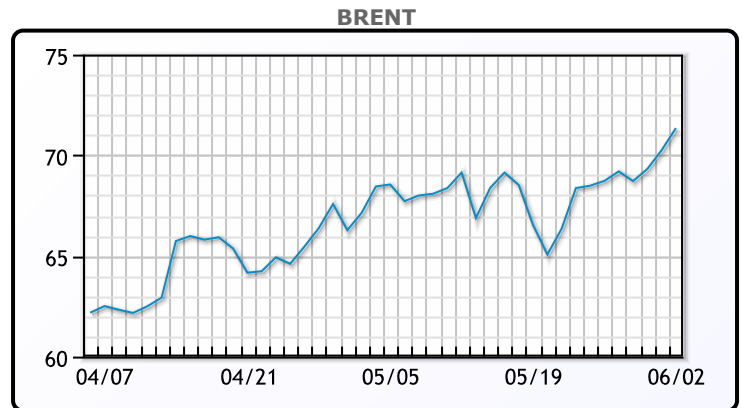
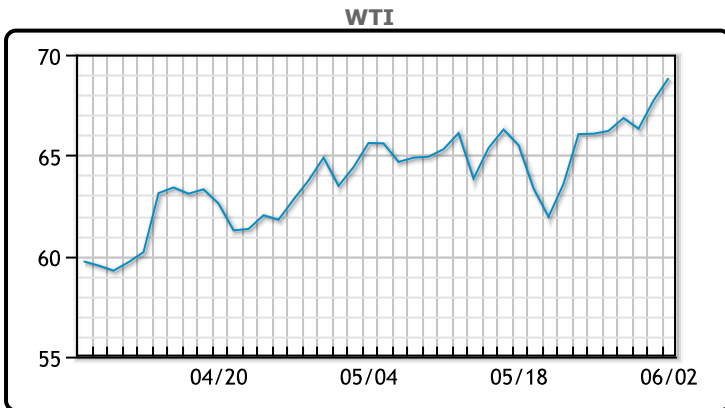
<https://www.pflpetroleum.com>
 1865 Veterans Park Dr. Suite 303
 Naples, Florida 34109
 Phone: 239-390-2885
 Fax: 239-949-0611
 Jun 2, 2021 7:28 PM

Major Energy Futures		
	Settle	Change
Brent	71.35	1.1
Gas Oil	577.75	5.75
Natural Gas	3.075	-0.029
RBOB	219.41	2.37
ULSD	210.71	3.56
WTI	68.83	1.11

Market Commentary

Oil prices continued to rise today after picking up steam yesterday. "The oil market welcomed the OPEC+ decision to stick with its existing production plan, and in conjunction with positive global demand indications, prices are gaining further today," said Louise Dickson, Rystad Energy oil markets analyst. Yesterday's OPEC+ meeting took only 20 minutes, the shortest in the group's history, indicating unity among its members and their confidence in the market's recovery, analysts said. The slow progress of Iran nuclear talks is also providing some breathing room for demand to pick up before those barrels could potentially hit the market. WTI traded up \$1.11 or 1.64% to close at \$68.83. Brent traded up \$1.10 or 1.57% to close at \$71.35.

Crude & Product Markets

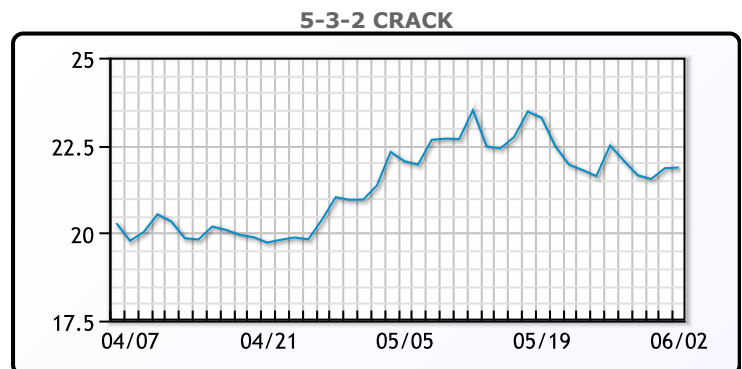
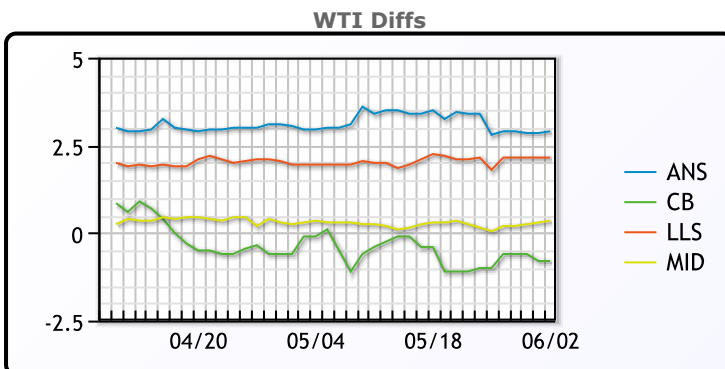


CRUDE

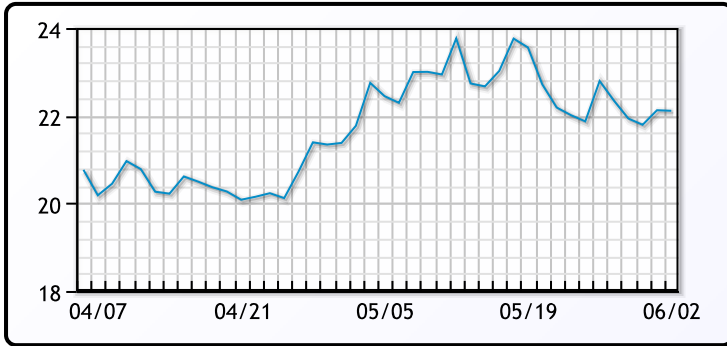
	Last	Week Ago	Month Ago
ANS	71.73	69.11	66.53
BLS	68.03	65.61	63.48
LLS	70.98	68.36	65.53
Mid	69.18	66.41	63.93
WTI	68.83	66.21	63.58

PRODUCTS

	Last	Week Ago	Month Ago
Gulf RBOB	213.91	208.62	202.63
Gulf ULSD	205.71	199.44	187.49
NYH RBOB	218.91	214.13	206.48
NYH ULSD	210.79	204.65	192.11
USGC 3%	59.88	55.88	57.88



3-2-1 Crack



Gulf 3-2-1 Crack



NGLs

MB

	Last	Week Ago	Month Ago
Butane	96.75	93.625	84.25
IsoButane	104.5	99.875	88.25
Natural Gasoline	150.25	144.88	141
Propane	91.75	87.25	82

CONWAY

	Last	Week Ago	Month Ago
Butane	100.5	96	84.75
IsoButane	116	113	101
Natural Gasoline	151.5	147	140
Propane	89.25	84.25	77.25

MB NON

	Last	Week Ago	Month Ago
Butane	102.75	99.625	89.25
IsoButane	104.5	99.875	88.25
Natural Gasoline	150.75	145.25	141.5
Propane	91.63	87.38	87.38

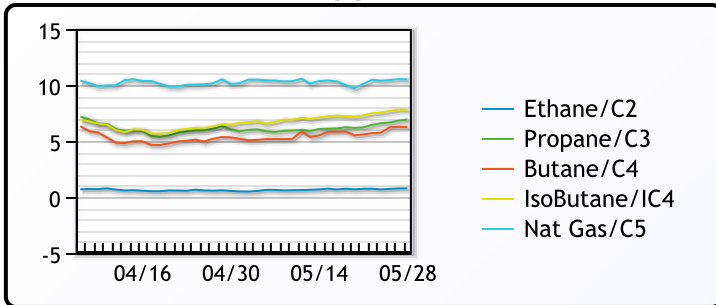
EDMONTON

	Last	Week Ago	Month Ago
Propane	67.25	62.25	52.5

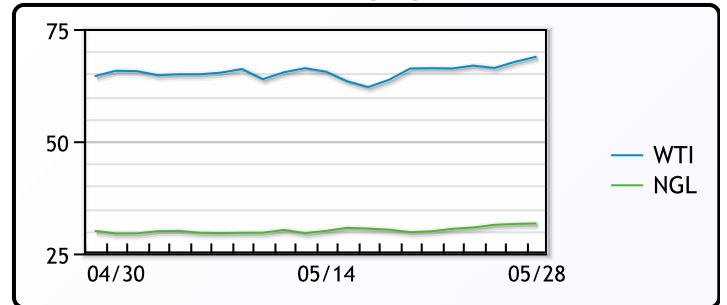
SARNIA

	Last	Week Ago	Month Ago
Propane	97.75	97.75	99

FRAC SPREAD



WTI vs NGL



FX

	Last	Change
CAD	1.2036	0.0001
DXY	89.909	0.078
Gold	1908.45	0.07

RATES

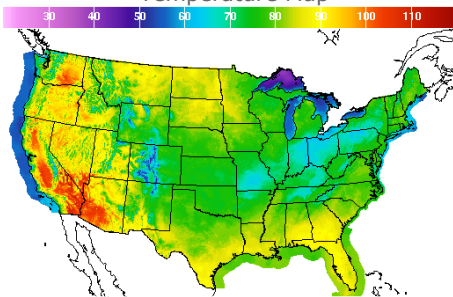
	Last	Change
US 2yr	0.1446	-0.002
US 10yr	1.5875	-0.0187
CAN 10yr	1.49	-0.004

EQUITIES

	Last	Change
Nasdaq	13756.33	19.85
TSX	1194.77	-1.694
S&P 500	4208.12	6.08

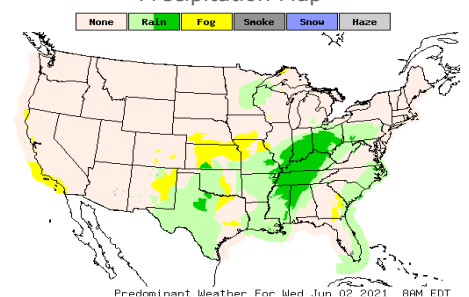
Weather Data

Temperature Map



City	HIGH °F	LOW °F
Calgary	87	57
Conway	84	56
Cushing	73	54
Denver	74	52
Houston	87	71
Mont Belvieu	84	69
Sarnia	70	54
Williston	87	58

Precipitation Map



This report has been prepared by PFL Petroleum Limited personnel for your information only and the views expressed are intended to provide market commentary and are not recommendations. This report is not an offer to sell or a solicitation of any offer to buy any security. The information contained herein has been compiled by PFL from sources believed to be reliable, but no representation or warranty, express or implied, is made by PFL Petroleum Limited, its affiliates or any other person as to its accuracy, completeness or correctness. Copyright 2017 PFL Petroleum Limited. All Rights Reserved