



# MARKET DAILY

<https://www.pflpetroleum.com>  
 1865 Veterans Park Dr. Suite 303  
 Naples, Florida 34109  
 Phone: 239-390-2885  
 Fax: 239-949-0611  
 Jun 21, 2021 6:17 PM

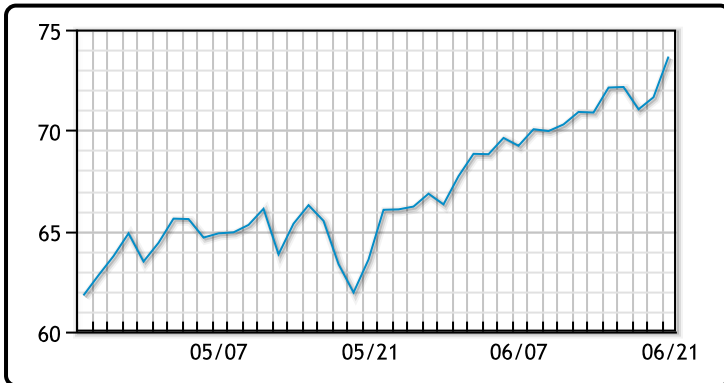
Major Energy Futures		
	Settle	Change
Brent	74.9	0
Gas Oil	596	2
Natural Gas	3.191	-0.024
RBOB	219.69	2.86
ULSD	212.68	3.36
WTI	73.66	0

## Market Commentary

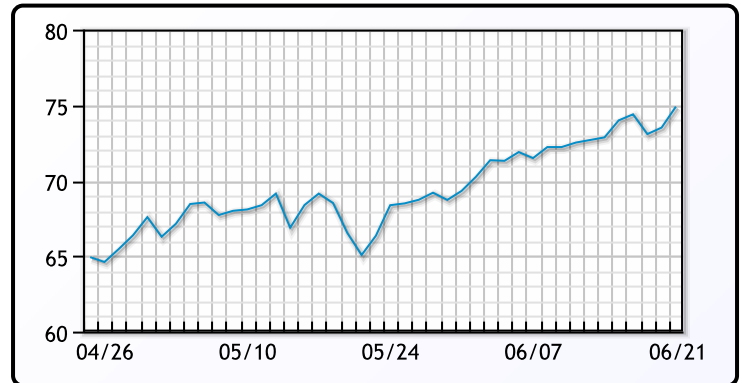
Oil prices rallied today as the recent dollar strength has started to come off. A new hardline President will be taking office in Iran, which seems to have clouded the prospects for the Iranian nuclear deal. The new President insists he would back these talks, but he completely ruled out meeting with President Biden, even if all sanctions were lifted. "The election of a hardliner in Iran is weighing on market (supply) as sanctions look less likely to be lifted," said Bob Yawger, director of Energy Futures at Mizuho in New York. Imports in India slipped to their lowest in 3 months as demand issues persist from the recent rise in Covid-19. Saudi Arabia is intending to supply its buyers in Asia with full volumes of crude in July, according to sources. WTI traded up \$2.02 or 2.82% to close at \$73.66. Brent traded up \$1.39 or 1.89% to close at \$74.90.

## Crude & Product Markets

WTI



BRENT



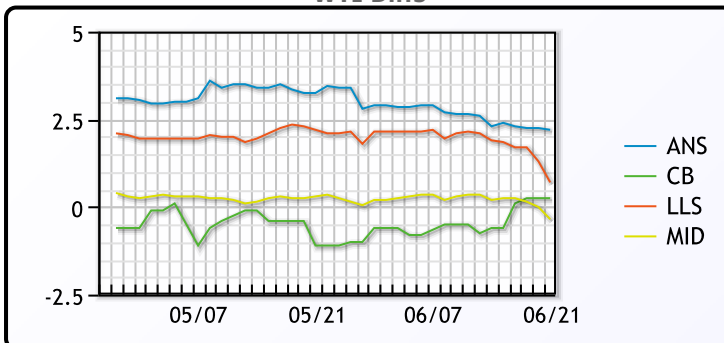
CRUDE

	Last	Week Ago	Month Ago
ANS	75.86	73.18	67.1
BLS	73.91	70.28	62.6
LLS	74.36	72.78	65.8
Mid	73.31	71.08	63.95
WTI	73.66	70.88	63.7

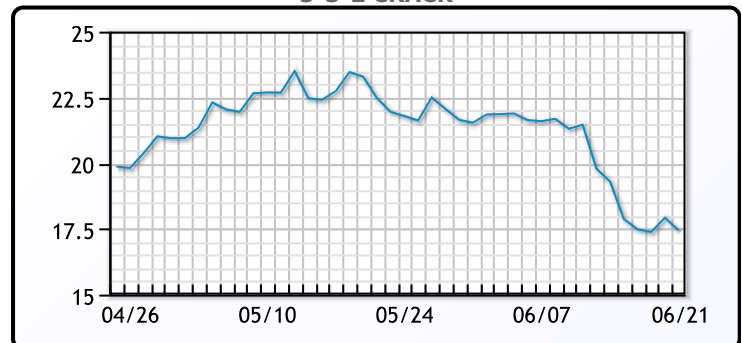
PRODUCTS

	Last	Week Ago	Month Ago
Gulf RBOB	214.19	212.37	200.97
Gulf ULSD	207.28	205.96	193.86
NYH RBOB	218.19	216.17	206.12
NYH ULSD	212.55	211.29	199.07
USGC 3%	63.13	60.38	54.38

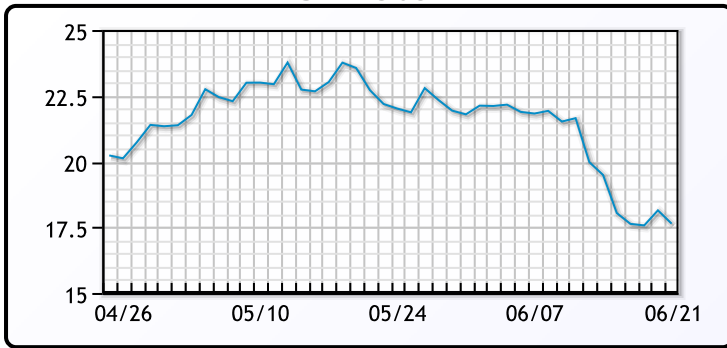
WTI Diffs



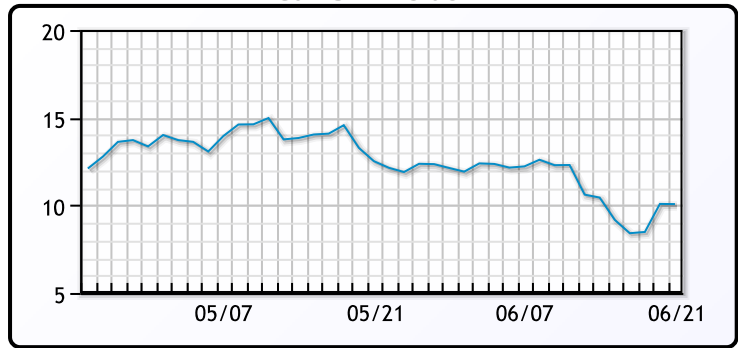
5-3-2 CRACK



3-2-1 Crack



Gulf 3-2-1 Crack



NGLs

MB

	Last	Week Ago	Month Ago
Butane	107.75	103.25	88.875
IsoButane	115.25	112	95.125
Natural Gasoline	156	152.75	140.25
Propane	98.625	94.5	82.25

CONWAY

	Last	Week Ago	Month Ago
Butane	108	106.25	92.5
IsoButane	122	120	114.25
Natural Gasoline	156	154	142.5
Propane	96.875	94	80.25

MB NON

	Last	Week Ago	Month Ago
Butane	112.75	109.25	94.875
IsoButane	115.25	112	95.125
Natural Gasoline	156.125	153	140.25
Propane	98.13	94	81.88

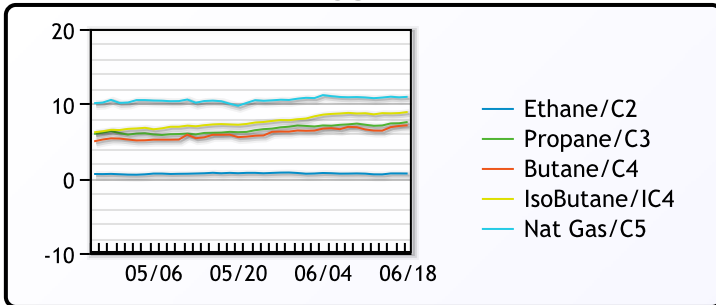
EDMONTON

	Last	Week Ago	Month Ago
Propane	76.75	72	56.88

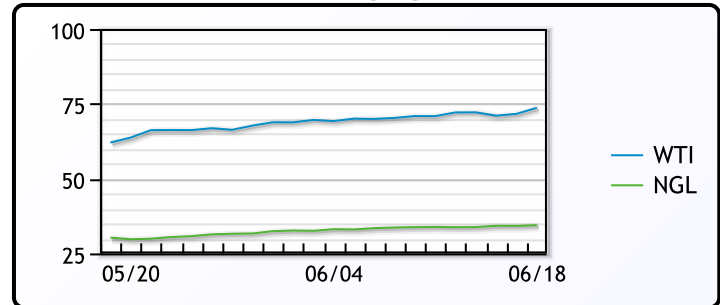
SARNIA

	Last	Week Ago	Month Ago
Propane	108.25	108.25	95

FRAC SPREAD



WTI vs NGL



FX

	Last	Change
CAD	1.2361	-0.0002
DXY	91.899	-0.32601
Gold	1785.9	2.63

RATES

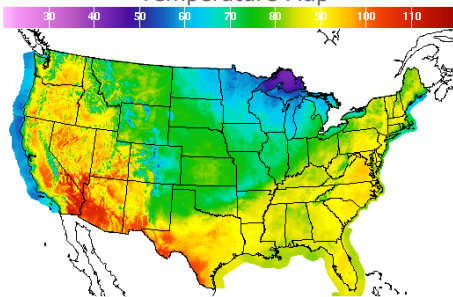
	Last	Change
US 2yr	0.2543	0.0002
US 10yr	1.4886	0.0505
CAN 10yr	1.414	0.048

EQUITIES

	Last	Change
Nasdaq	14141.48	111.1
TSX	1210.23	8.579
S&P 500	4224.79	58.34

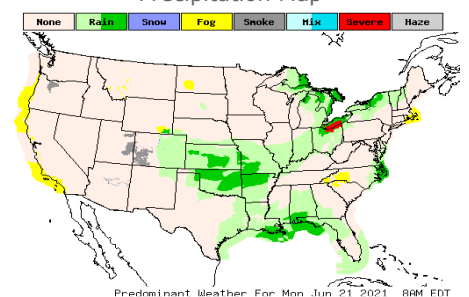
Weather Data

Temperature Map



City	HIGH °F	LOW °F
Calgary	79	46
Conway	62	40
Cushing	79	62
Denver	72	53
Houston	90	78
Mont Belvieu	87	79
Sarnia	73	52
Williston	70	44

Precipitation Map



This report has been prepared by PFL Petroleum Limited personnel for your information only and the views expressed are intended to provide market commentary and are not recommendations. This report is not an offer to sell or a solicitation of any offer to buy any security. The information contained herein has been compiled by PFL from sources believed to be reliable, but no representation or warranty, express or implied, is made by PFL Petroleum Limited, its affiliates or any other person as to its accuracy, completeness or correctness. Copyright 2017 PFL Petroleum Limited. All Rights Reserved