



MARKET DAILY

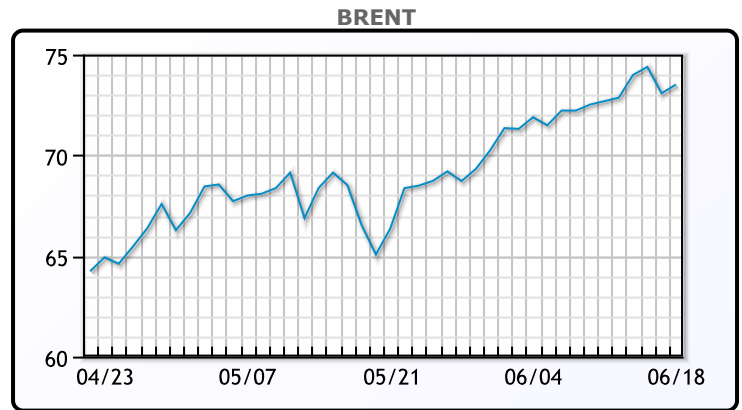
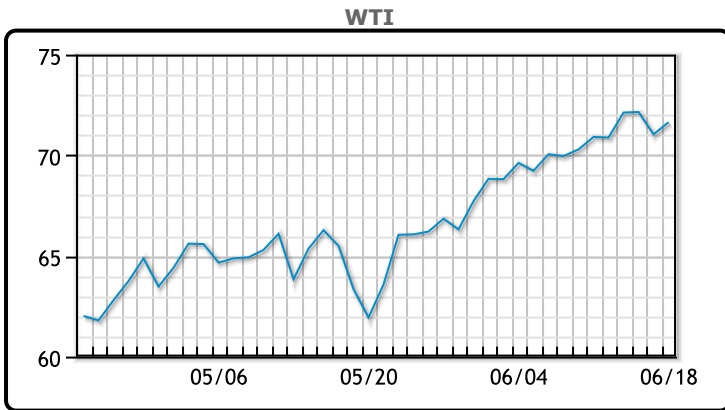
<https://www.pflpetroleum.com>
 1865 Veterans Park Dr. Suite 303
 Naples, Florida 34109
 Phone: 239-390-2885
 Fax: 239-949-0611
 Jun 18, 2021 6:42 PM

Major Energy Futures		
	Settle	Change
Brent	73.51	0.21
Gas Oil	593.5	-14.25
Natural Gas	3.215	0.002
RBOB	216.83	-2.2
ULSD	209.32	-3.66
WTI	71.64	0.6

Market Commentary

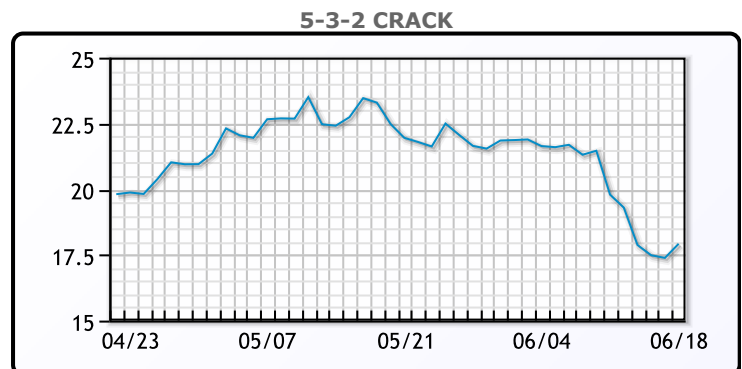
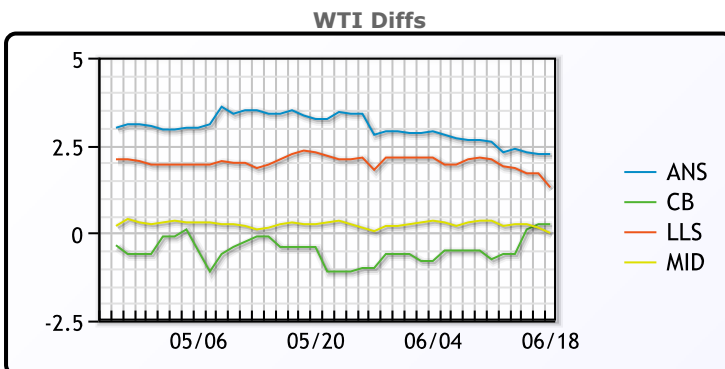
Oil prices rose today, despite the dollar continuing to rise, as OPEC sources said the group is expecting limited output increases out of the US. Shale output is expected to surge in 2022, but this will give the producer group some time to manage the market. "Oil markets are rallying because OPEC is skeptical that the increase in U.S. oil production is going to be enough to change their plans to support prices," said Phil Flynn, senior analyst at Price Futures Group in Chicago. While the dollar has now moved well above the 200 day MA, a lot of analysts see mean regression in the near future. Iran's top negotiator indicated an agreement was close in talks between Tehran and Washington on reviving the 2015 Iran nuclear deal. This added pressure on prices. WTI traded up \$.60 or .84% to close at \$71.64. Brent traded up \$.21 or .29% to close at \$73.29.

Crude & Product Markets

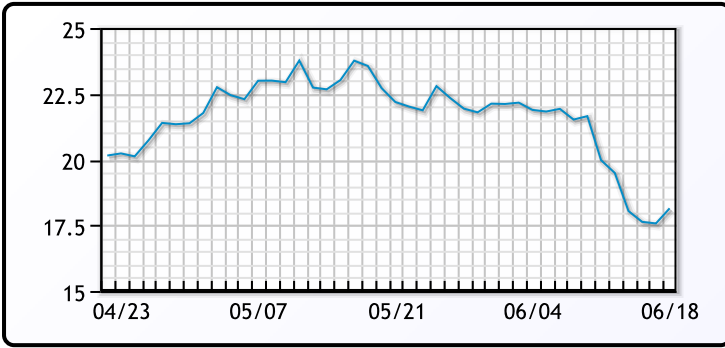


	Last	Week Ago	Month Ago
ANS	73.89	73.51	68.74
BLS	71.89	70.16	65.09
LLS	72.94	73.01	67.79
Mid	71.64	71.26	65.74
WTI	71.64	70.91	65.49

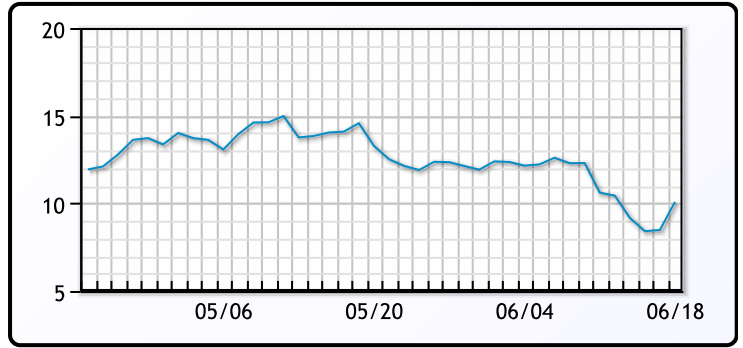
	Last	Week Ago	Month Ago
Gulf RBOB	211.71	213.74	210.72
Gulf ULSD	204.07	207.02	200.24
NYH RBOB	215.63	217.66	215.59
NYH ULSD	209.2	212.19	206.14
USGC 3%	62.13	60.13	56.63



3-2-1 Crack



Gulf 3-2-1 Crack



NGLs

MB

	Last	Week Ago	Month Ago
Butane	105.5	100.5	90.25
IsoButane	113.88	113	96.5
Natural Gasoline	153	152.75	144.25
Propane	97.75	95	82.75

CONWAY

	Last	Week Ago	Month Ago
Butane	105.75	105.5	92.75
IsoButane	122	118.5	115
Natural Gasoline	154	153.5	144
Propane	95.75	94.75	80.5

MB NON

	Last	Week Ago	Month Ago
Butane	110.75	109.5	96.25
IsoButane	113.88	113	96.5
Natural Gasoline	153.25	153.63	144.5
Propane	97.63	95	82.5

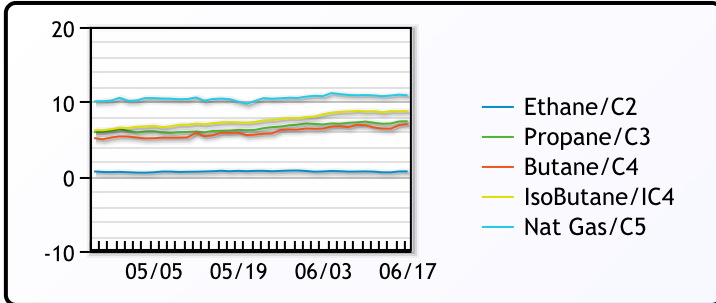
EDMONTON

	Last	Week Ago	Month Ago
Propane	75.75	72.75	57

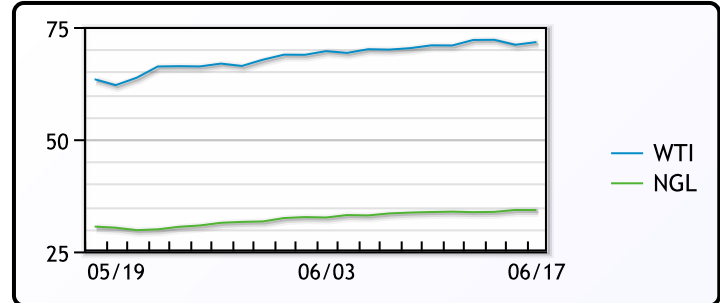
SARNIA

	Last	Week Ago	Month Ago
Propane	108.25	108.25	95

FRAC SPREAD



WTI vs NGL



FX

	Last	Change
CAD	1.2465	0.0107
DXY	92.321	0.43199
Gold	1764.16	-9.34

RATES

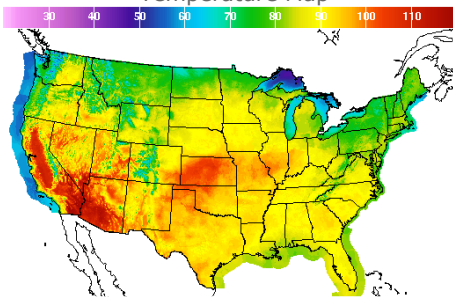
	Last	Change
US 2yr	0.2541	0.0448
US 10yr	1.4381	-0.0659
CAN 10yr	1.366	-0.028

EQUITIES

	Last	Change
Nasdaq	14030.38	-130.97
TSX	1201.65	-8.2
S&P 500	4166.45	-55.41

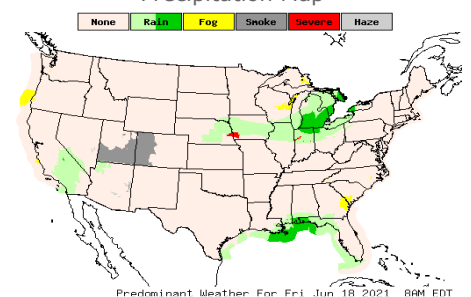
Weather Data

Temperature Map



City	HIGH °F	LOW °F
Calgary	74	45
Conway	70	51
Cushing	93	70
Denver	89	71
Houston	92	75
Mont Belvieu	91	71
Sarnia	80	63
Williston	72	53

Precipitation Map



This report has been prepared by PFL Petroleum Limited personnel for your information only and the views expressed are intended to provide market commentary and are not recommendations. This report is not an offer to sell or a solicitation of any offer to buy any security. The information contained herein has been compiled by PFL from sources believed to be reliable, but no representation or warranty, express or implied, is made by PFL Petroleum Limited, its affiliates or any other person as to its accuracy, completeness or correctness. Copyright 2017 PFL Petroleum Limited. All Rights Reserved