



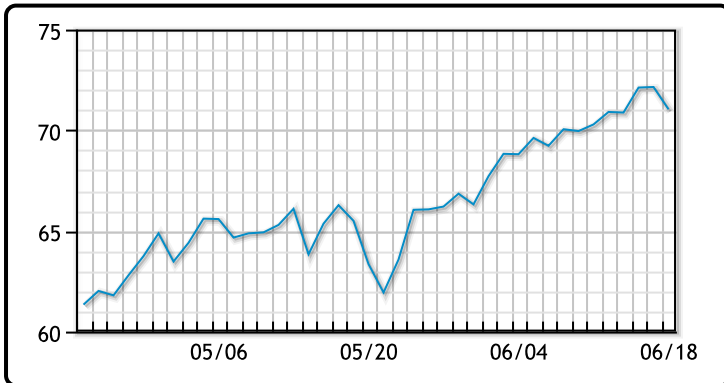
MARKET DAILY

<https://www.pflpetroleum.com>
 1865 Veterans Park Dr. Suite 303
 Naples, Florida 34109
 Phone: 239-390-2885
 Fax: 239-949-0611
 Jun 17, 2021 9:36 PM

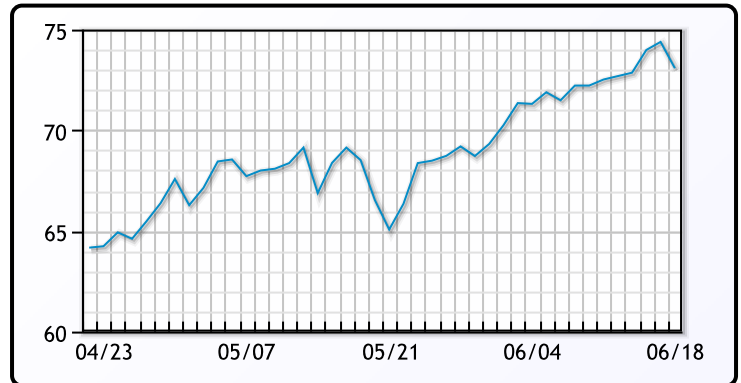
Major Energy Futures		
	Settle	Change
Brent	73.08	-0.4
Gas Oil	591.5	605.75
Natural Gas	3.253	-0.13
RBOB	213.42	4.1
ULSD	206.68	5.54
WTI	71.04	2.17

Crude & Product Markets

WTI



BRENT



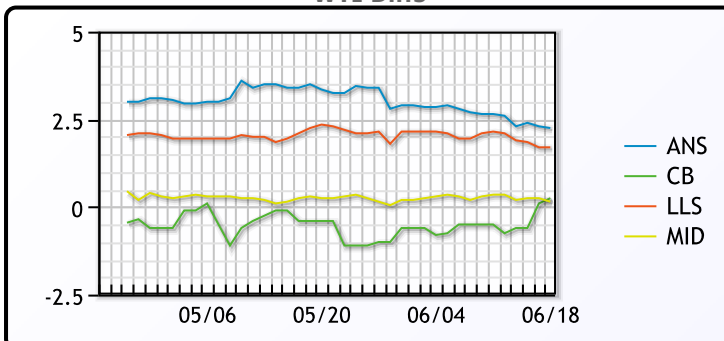
CRUDE

	Last	Week Ago	Month Ago
ANS	73.29	73.51	68.74
BLS	71.29	70.16	65.09
LLS	72.74	73.01	67.79
Mid	71.19	71.26	65.74
WTI	71.04	70.91	65.49

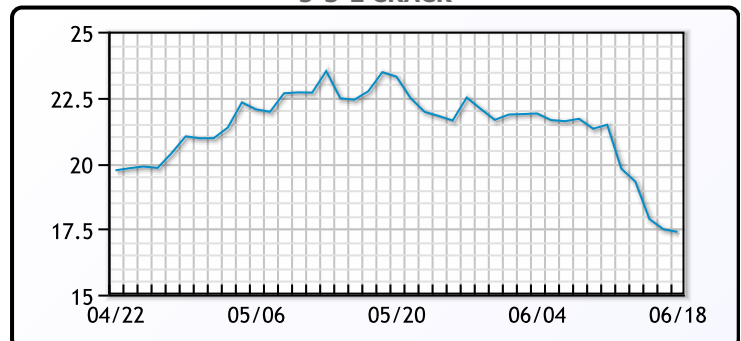
PRODUCTS

	Last	Week Ago	Month Ago
Gulf RBOB	210.5	216.47	209.83
Gulf ULSD	205.22	209.34	201.16
NYH RBOB	212.42	217.66	215.59
NYH ULSD	206.56	212.19	206.14
USGC 3%	62.63	60.38	58.13

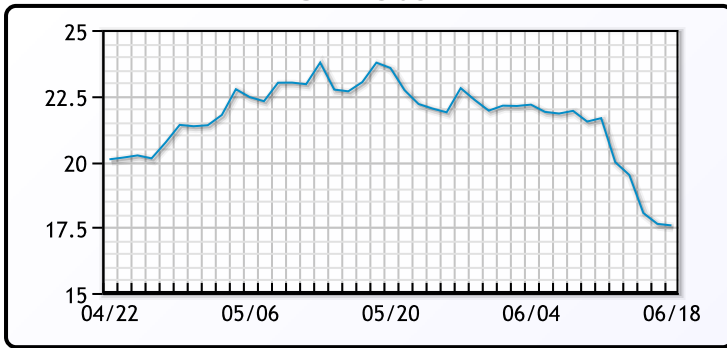
WTI Diffs



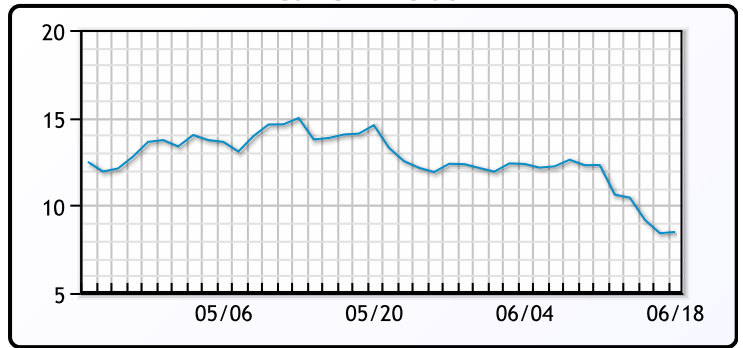
5-3-2 CRACK



3-2-1 Crack



Gulf 3-2-1 Crack



NGLs

MB

	Last	Week Ago	Month Ago
Butane	103.5	102.25	90.5
IsoButane	112.5	111.38	96.25
Natural Gasoline	153.75	152	145.25
Propane	96.38	95.25	82.75

CONWAY

	Last	Week Ago	Month Ago
Butane	57.45	105.75	93.5
IsoButane	122	118.75	110
Natural Gasoline	155.25	150	145.5
Propane	94.75	94.25	80.5

MB NON

	Last	Week Ago	Month Ago
Butane	110	111.25	96.5
IsoButane	112.5	113.75	96.25
Natural Gasoline	154.25	152.75	145.5
Propane	96.13	94.75	82.38

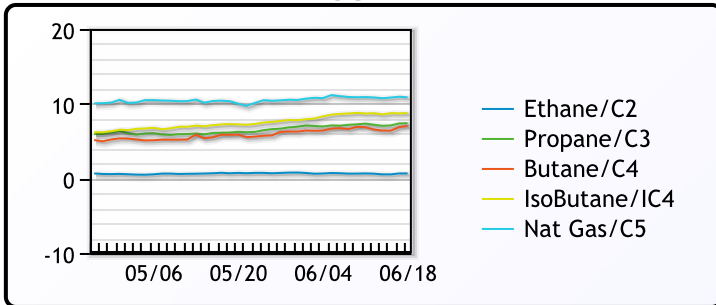
EDMONTON

	Last	Week Ago	Month Ago
Propane	74.75	72.75	56.38

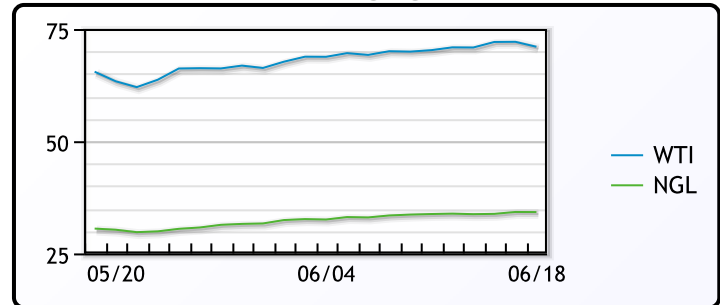
SARNIA

	Last	Week Ago	Month Ago
Propane	108.25	107.25	95

FRAC SPREAD



WTI vs NGL



FX

	Last	Change
CAD	1.2358	0.0121
DXY	91.88901	1.03299
Gold	1773.5	-36.39

RATES

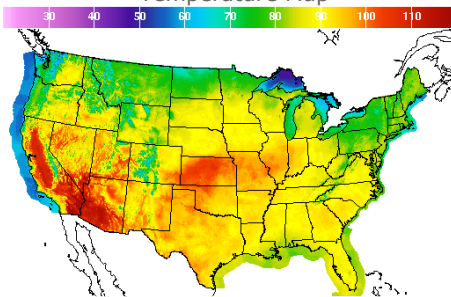
	Last	Change
US 2yr	0.2093	0.0388
US 10yr	1.504	-0.0783
CAN 10yr	1.394	-0.039

EQUITIES

	Last	Change
Nasdaq	14161.35	40.69
TSX	1212.951	-3.101
S&P 500	4223.7	-1.84

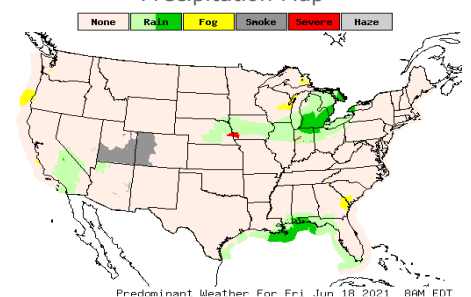
Weather Data

Temperature Map



City	HIGH °F	LOW °F
Calgary	71	46
Conway	70	51
Cushing	90	72
Denver	89	70
Houston	93	77
Mont Belvieu	89	72
Sarnia	78	63
Williston	71	56

Precipitation Map



This report has been prepared by PFL Petroleum Limited personnel for your information only and the views expressed are intended to provide market commentary and are not recommendations. This report is not an offer to sell or a solicitation of any offer to buy any security. The information contained herein has been compiled by PFL from sources believed to be reliable, but no representation or warranty, express or implied, is made by PFL Petroleum Limited, its affiliates or any other person as to its accuracy, completeness or correctness. Copyright 2017 PFL Petroleum Limited. All Rights Reserved