



MARKET DAILY

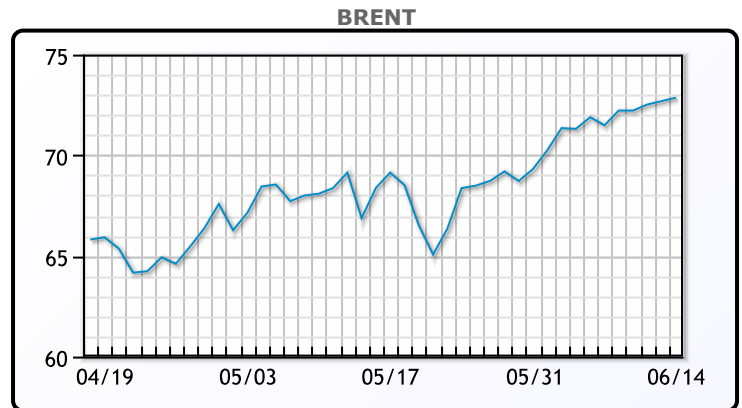
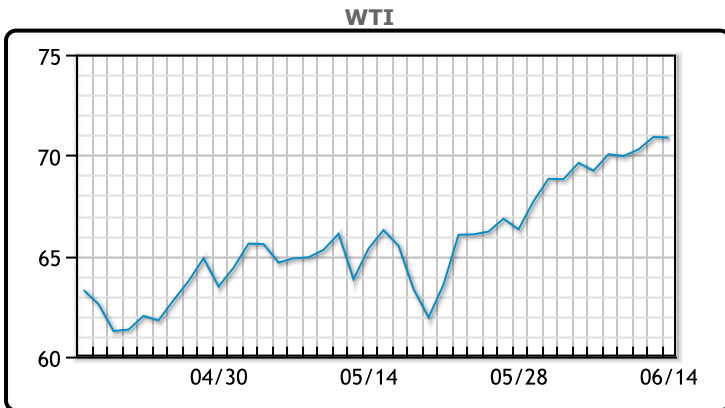
<https://www.pflpetroleum.com>
 1865 Veterans Park Dr. Suite 303
 Naples, Florida 34109
 Phone: 239-390-2885
 Fax: 239-949-0611
 Jun 14, 2021 6:09 PM

Major Energy Futures		
	Settle	Change
Brent	72.86	0
Gas Oil	594.25	0
Natural Gas	3.352	0.147
RBOB	217.12	-2.61
ULSD	211.16	-2.27
WTI	70.88	0

Market Commentary

Oil prices were mostly flat for the day, trading up to new highs before settling lower on news that Brittan is extending their shutdown another month. PM Boris Johnson blamed this on the spread of the Delta Covid 19 Variant (from India). The EIA also reported US shale production was expected to rise 38K/bpd in July. "We started off strong on expectations that the demand situation was building momentum as COVID vaccinations were high," said Phil Flynn, senior analyst at Price Futures Group in Chicago. "Then the EIA report took the winds out of the sail." WTI traded down \$.03 or -.04% to close at \$70.88. Brent traded up \$.17 or .23% to close at \$72.86.

Crude & Product Markets

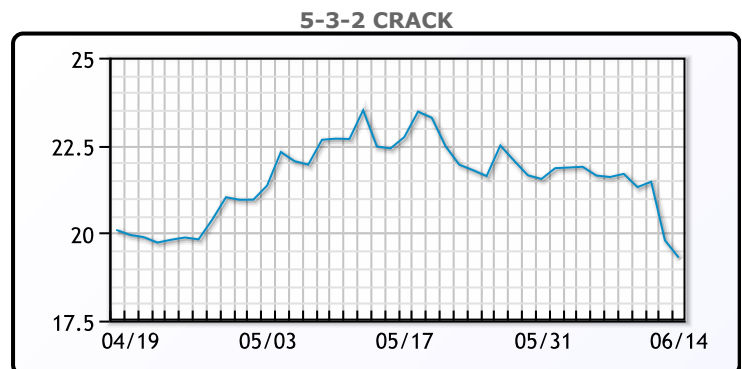
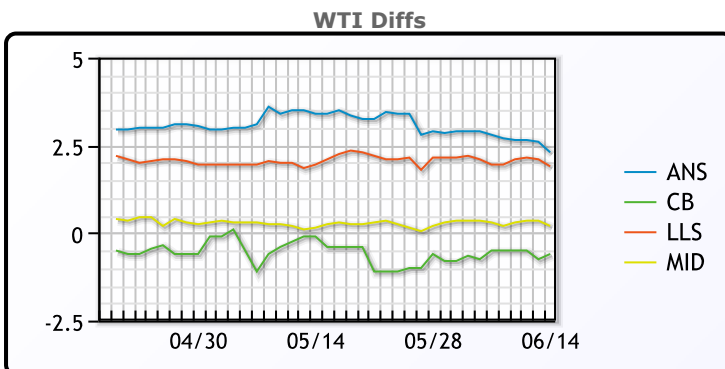


CRUDE

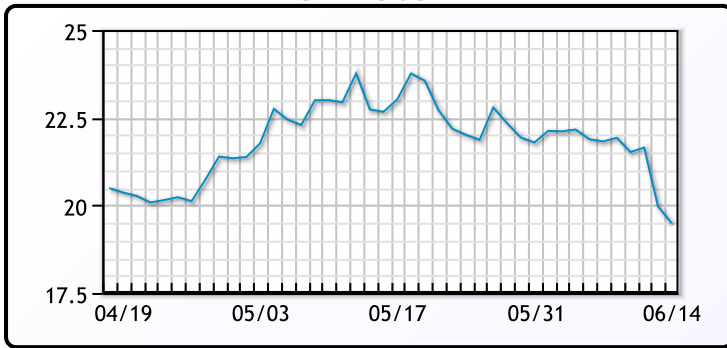
	Last	Week Ago	Month Ago
ANS	73.18	72.03	68.87
BLS	70.28	68.73	64.97
LLS	72.78	71.18	67.62
Mid	71.08	69.53	65.67
WTI	70.88	69.23	65.37

PRODUCTS

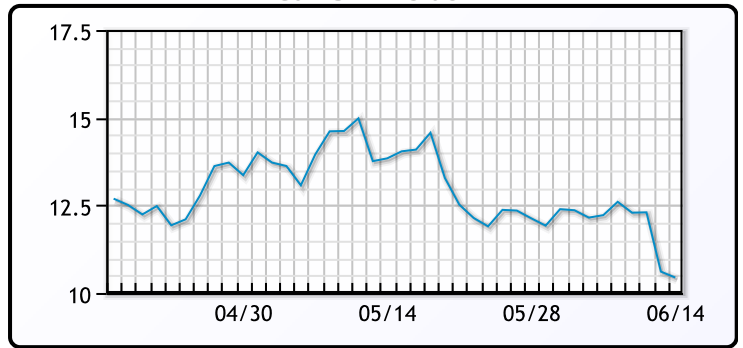
	Last	Week Ago	Month Ago
Gulf RBOB	212.37	213.94	206.66
Gulf ULSD	205.96	206.56	198.77
NYH RBOB	216.17	218.81	212.06
NYH ULSD	211.29	211.69	204.25
USGC 3%	60.38	59.63	57.63



3-2-1 Crack



Gulf 3-2-1 Crack



NGLs

MB

	Last	Week Ago	Month Ago
Butane	103.25	102.75	88.5
IsoButane	112	110	94.5
Natural Gasoline	152.75	152	143.75
Propane	94.5	91.5	81.5

CONWAY

	Last	Week Ago	Month Ago
Butane	106.25	102	91
IsoButane	120	118	105
Natural Gasoline	154	152.25	144
Propane	94	89	79.5

MB NON

	Last	Week Ago	Month Ago
Butane	109.25	108.75	94.5
IsoButane	112	110	94.5
Natural Gasoline	153	152.25	144
Propane	94	91.13	81.25

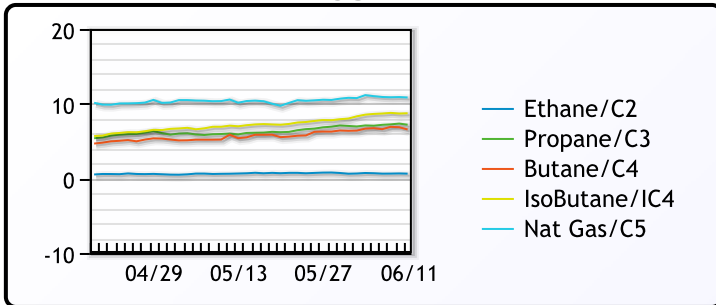
EDMONTON

	Last	Week Ago	Month Ago
Propane	72	66.75	55.5

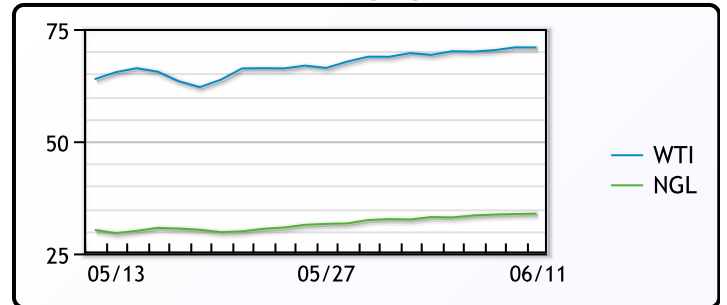
SARNIA

	Last	Week Ago	Month Ago
Propane	108.25	97.88	95

FRAC SPREAD



WTI vs NGL



FX

	Last	Change
CAD	1.2146	0.0002
DXY	90.503	-0.05201
Gold	1866.53	0.35

RATES

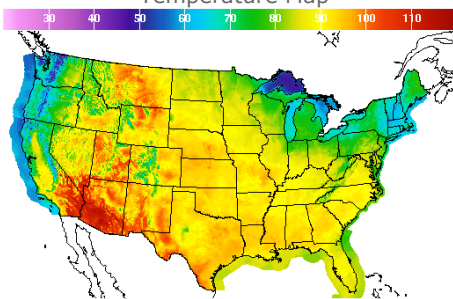
	Last	Change
US 2yr	0.157	0.0101
US 10yr	1.494	0.0422
CAN 10yr	1.389	0.02

EQUITIES

	Last	Change
Nasdaq	14174.14	104.72
TSX	1205.45	2.62
S&P 500	4255.15	7.71

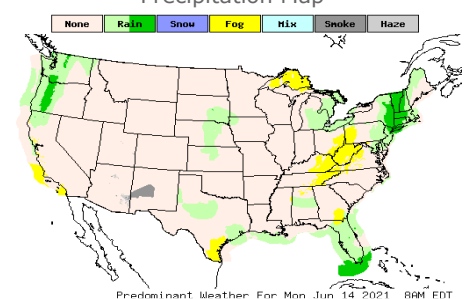
Weather Data

Temperature Map



City	HIGH °F	LOW °F
Calgary	86	55
Conway	82	58
Cushing	91	66
Denver	97	68
Houston	96	79
Mont Belvieu	94	77
Sarnia	68	58
Williston	87	59

Precipitation Map



This report has been prepared by PFL Petroleum Limited personnel for your information only and the views expressed are intended to provide market commentary and are not recommendations. This report is not an offer to sell or a solicitation of any offer to buy any security. The information contained herein has been compiled by PFL from sources believed to be reliable, but no representation or warranty, express or implied, is made by PFL Petroleum Limited, its affiliates or any other person as to its accuracy, completeness or correctness. Copyright 2017 PFL Petroleum Limited. All Rights Reserved