



# MARKET DAILY

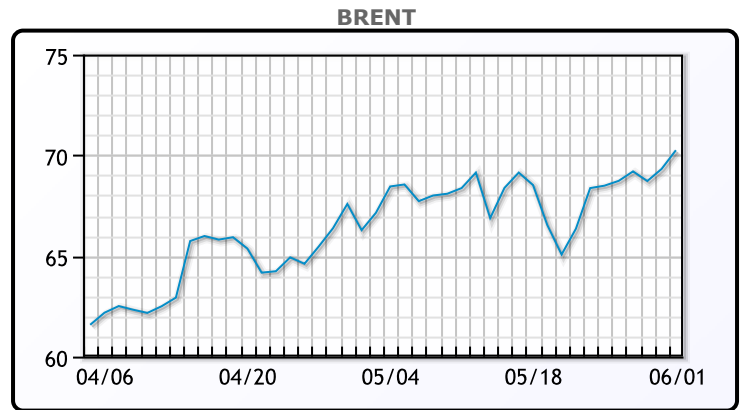
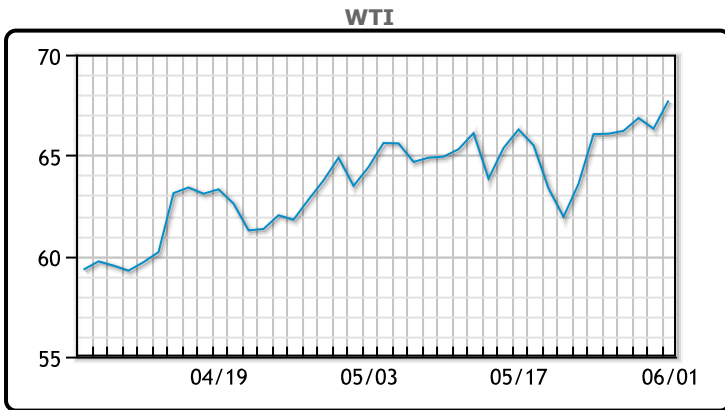
<https://www.pflpetroleum.com>  
 1865 Veterans Park Dr. Suite 303  
 Naples, Florida 34109  
 Phone: 239-390-2885  
 Fax: 239-949-0611  
 Jun 1, 2021 7:00 PM

Major Energy Futures		
	Settle	Change
Brent	70.25	0.93
Gas Oil	573	1.75
Natural Gas	3.104	0.118
RBOB	217.04	3.35
ULSD	207.15	3.32
WTI	67.72	1.4

**Market Commentary**

Oil prices had a strong session today, rallying to pre pandemic highs despite OPEC+ easing production cuts. After a 30-minute meeting, OPEC+ agreed to push on with their plan to slowly release more oil on to the market in July. Following increases in May and June, this would amount to a total rise of 2MM/bpd over the period. Saudi Arabia will also ease its own voluntary production cuts, but the group noted there are still persistent uncertainties linked to the pandemic stopping them from increasing production further. "[OPEC is] suggesting that the pandemic-induced supply glut has now been virtually erased and that additional global inventory draws are likely going forward," said Jim Ritterbusch, president of Ritterbusch and Associates. Still the market remains tense with the potential for a renewed deal with Iran and whether even more bbls will hit the market. WTI traded up \$1.40 or 2.11% to close at \$67.72. Brent traded up \$.93 or 1.34% to close at \$70.25.

## Crude & Product Markets

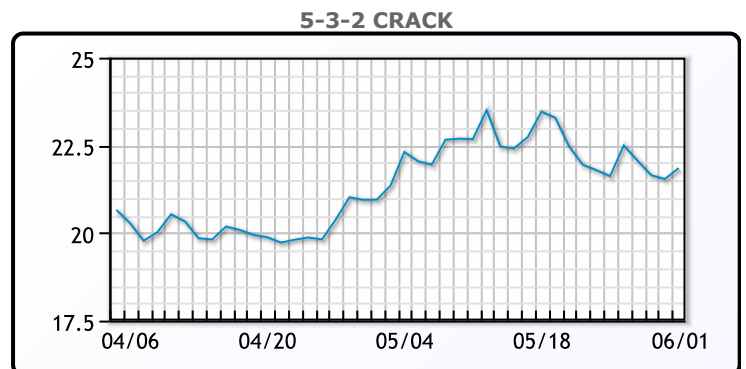
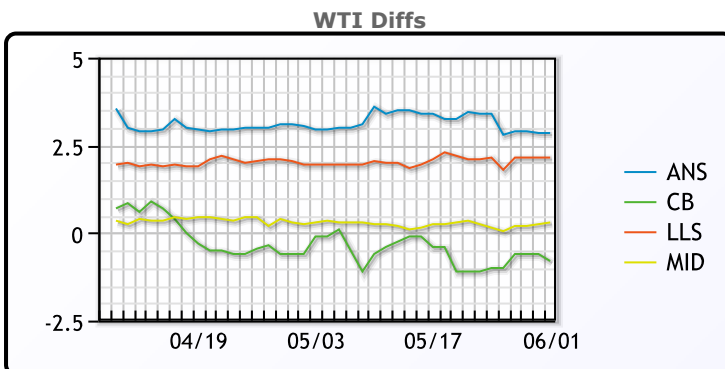


**CRUDE**

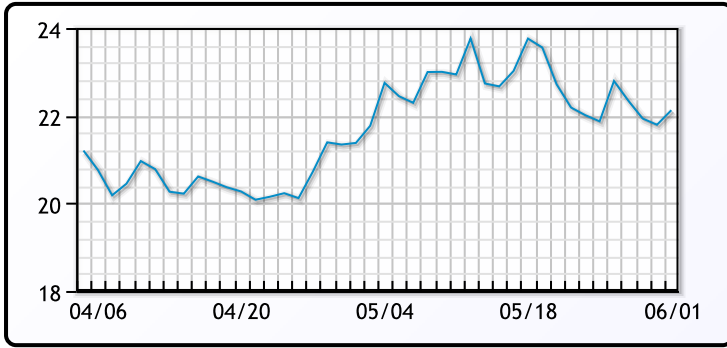
	Last	Week Ago	Month Ago
ANS	70.57	69.07	66.53
BLS	66.92	65.27	63.48
LLS	69.87	68.07	65.53
Mid	68.02	66.32	63.93
WTI	67.72	66.27	63.58

**PRODUCTS**

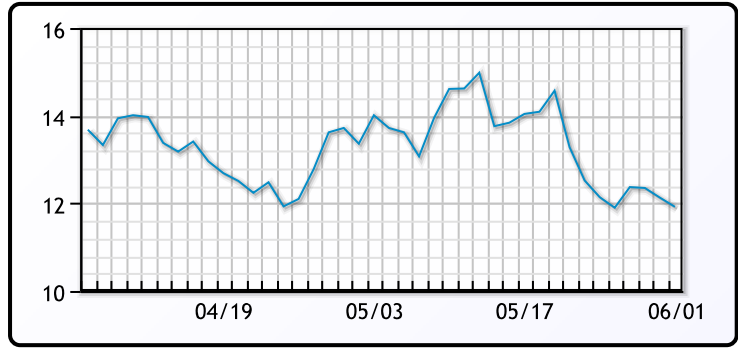
	Last	Week Ago	Month Ago
Gulf RBOB	211.29	205.79	202.63
Gulf ULSD	202.23	198.47	187.49
NYH RBOB	216.69	211	206.48
NYH ULSD	207.4	203.79	192.11
USGC 3%	59.13	55.88	57.88



**3-2-1 Crack**



**Gulf 3-2-1 Crack**



**NGLs**

**MB**

	Last	Week Ago	Month Ago
Butane	97.125	92	84.25
IsoButane	102.5	98.25	88.25
Natural Gasoline	148	143.75	141
Propane	91.25	85.5	82

**CONWAY**

	Last	Week Ago	Month Ago
Butane	99.5	94.5	84.75
IsoButane	113	114.25	101
Natural Gasoline	149	145.25	140
Propane	88.25	82.25	77.25

**MB NON**

	Last	Week Ago	Month Ago
Butane	102.125	98	89.25
IsoButane	102.5	98.25	88.25
Natural Gasoline	148.25	144.125	141.5
Propane	91.38	85.75	87.38

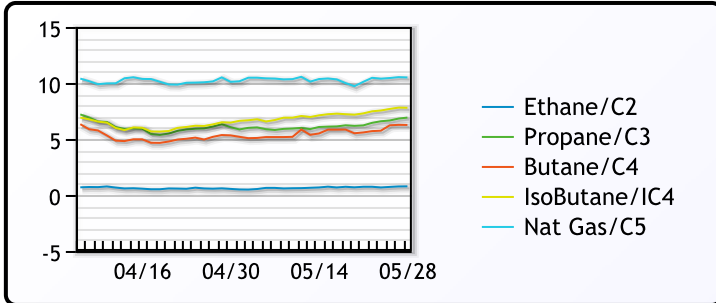
**EDMONTON**

	Last	Week Ago	Month Ago
Propane	62	57.25	52.5

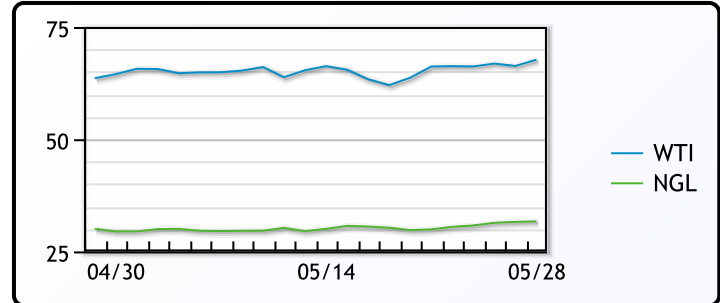
**SARNIA**

	Last	Week Ago	Month Ago
Propane	97.75	97.75	99

**FRAC SPREAD**



**WTI vs NGL**



**FX**

	Last	Change
CAD	1.2075	0.0004
DXY	89.831	0.002
Gold	1899.02	-1.42

**RATES**

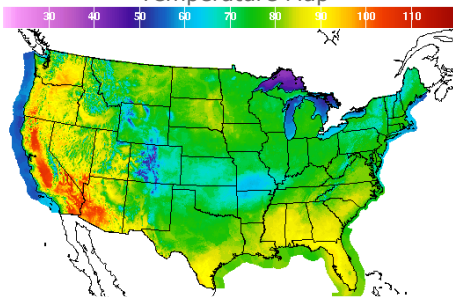
	Last	Change
US 2yr	0.1466	0.0059
US 10yr	1.6062	0.0119
CAN 10yr	1.494	0.008

**EQUITIES**

	Last	Change
Nasdaq	13736.48	-12.26
TSX	1196.46	16.316
S&P 500	4202.04	-2.07

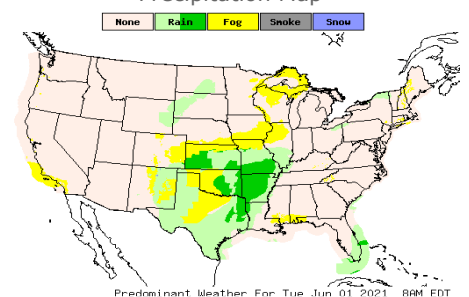
**Weather Data**

**Temperature Map**



City	HIGH °F	LOW °F
Calgary	80	53
Conway	77	53
Cushing	68	56
Denver	68	49
Houston	84	73
Mont Belvieu	83	73
Sarnia	73	53
Williston	82	53

**Precipitation Map**



This report has been prepared by PFL Petroleum Limited personnel for your information only and the views expressed are intended to provide market commentary and are not recommendations. This report is not an offer to sell or a solicitation of any offer to buy any security. The information contained herein has been compiled by PFL from sources believed to be reliable, but no representation or warranty, express or implied, is made by PFL Petroleum Limited, its affiliates or any other person as to its accuracy, completeness or correctness. Copyright 2017 PFL Petroleum Limited. All Rights Reserved