



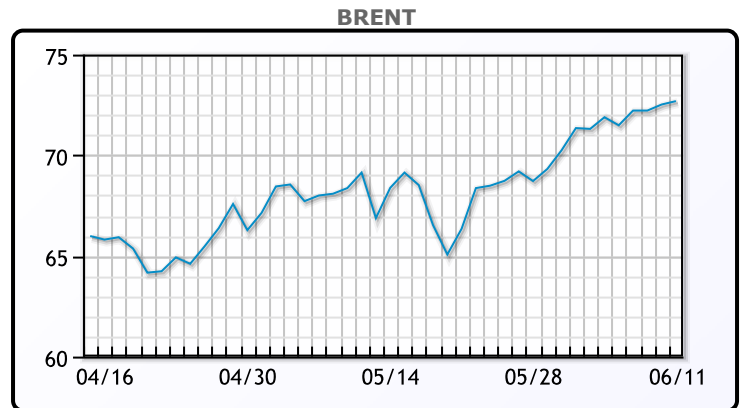
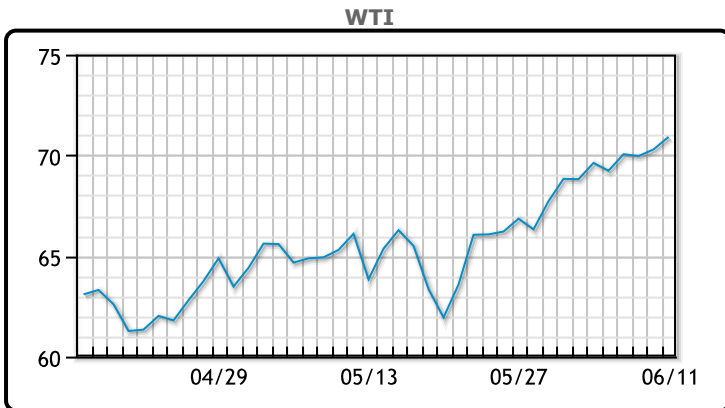
MARKET DAILY

<https://www.pflpetroleum.com>
 1865 Veterans Park Dr. Suite 303
 Naples, Florida 34109
 Phone: 239-390-2885
 Fax: 239-949-0611
 Jun 11, 2021 6:36 PM

Major Energy Futures		
	Settle	Change
Brent	72.69	0.17
Gas Oil	589.5	2.75
Natural Gas	3.296	0.02
RBOB	218.61	0.97
ULSD	212.07	1.39
WTI	70.91	0.62

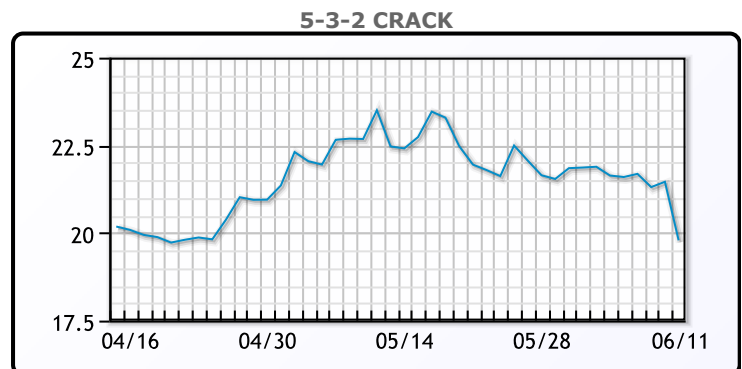
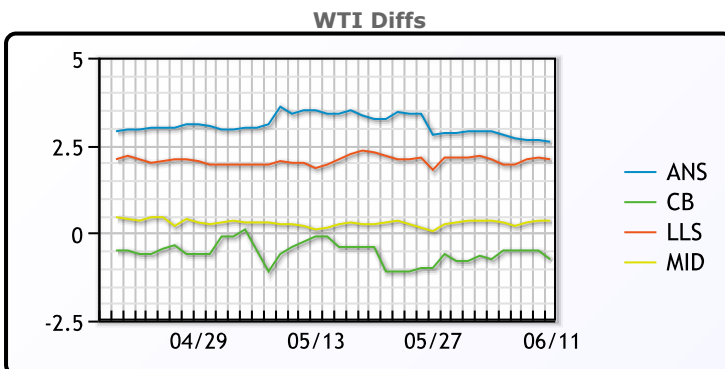
Market Commentary
 Oil traded up slightly, settling again at multi year highs, and recording a 3rd straight week of gains. "Demand is coming back faster than supply and we're going to need more supply to meet that demand," said Phil Flynn of Price Futures Group in Chicago. The International Energy Agency said in its monthly report that OPEC+ would need to boost output to meet demand set to recover to pre-pandemic levels by the end of 2022. Even the jet fuel market has improved as of late with European air traffic up 17% over the past two weeks, according to Eurocontrol. Oil rigs are back to their highest level since April 2020, with 365 active this week. WTI traded up \$.62 or .88% to close at \$70.91. Brent traded up \$.17 or .23% to close at \$72.69.

Crude & Product Markets

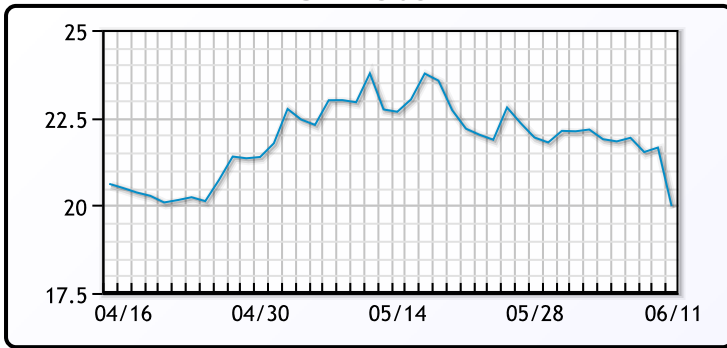


CRUDE			
	Last	Week Ago	Month Ago
ANS	73.51	72.52	68.78
BLS	70.16	68.87	65.18
LLS	73.01	71.72	67.13
Mid	71.26	69.97	65.38
WTI	70.91	69.62	65.28

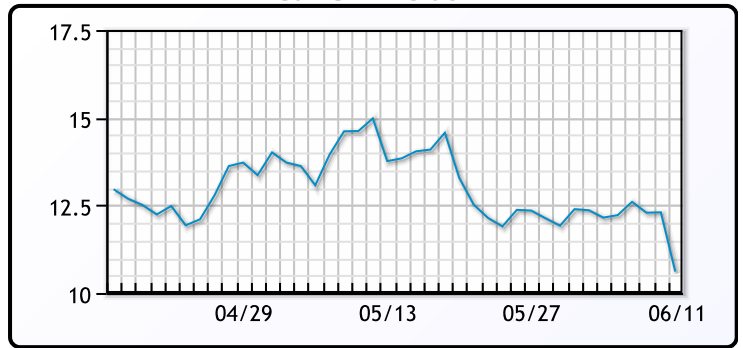
PRODUCTS			
	Last	Week Ago	Month Ago
Gulf RBOB	213.74	215.78	208.49
Gulf ULSD	207.02	206.99	199.37
NYH RBOB	217.66	220.65	213.74
NYH ULSD	212.2	212.07	204.92
USGC 3%	60.13	59.63	58.38



3-2-1 Crack



Gulf 3-2-1 Crack



NGLs

MB

	Last	Week Ago	Month Ago
Butane	103.5	101.75	86.5
IsoButane	112	109	92.5
Natural Gasoline	152.75	153.5	143.75
Propane	95.125	91.75	80.5

CONWAY

	Last	Week Ago	Month Ago
Butane	105.5	102	88.25
IsoButane	123	119	107
Natural Gasoline	153.75	152.5	144.75
Propane	94.5	89.25	78.5

MB NON

	Last	Week Ago	Month Ago
Butane	109.5	107.75	92.5
IsoButane	112	109	92.5
Natural Gasoline	153.5	152	144.75
Propane	95	91.5	79.75

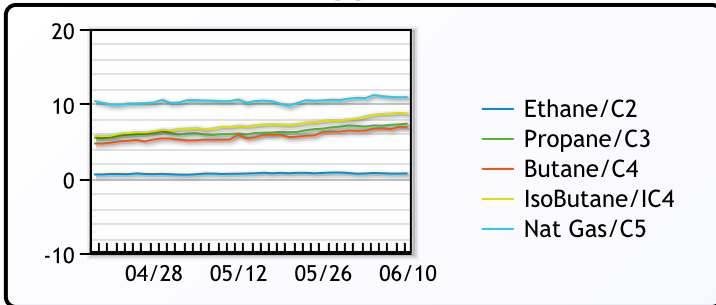
EDMONTON

	Last	Week Ago	Month Ago
Propane	72.75	66.38	54

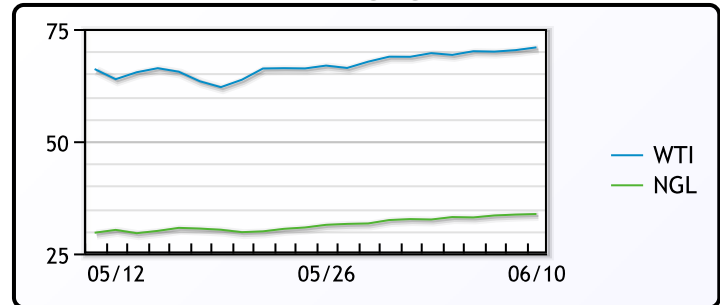
SARNIA

	Last	Week Ago	Month Ago
Propane	108.25	97.88	96

FRAC SPREAD



WTI vs NGL



FX

	Last	Change
CAD	1.2158	0.0062
DXY	90.55501	0.48001
Gold	1877.53	-20.98

RATES

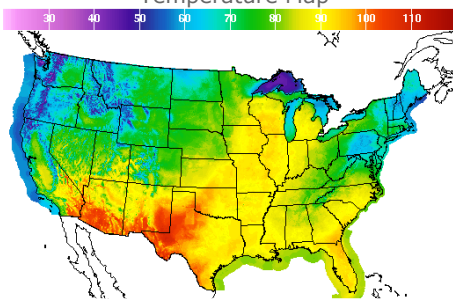
	Last	Change
US 2yr	0.1469	0.004
US 10yr	1.4518	0.02
CAN 10yr	1.369	-0.002

EQUITIES

	Last	Change
Nasdaq	14069.42	49.09
TSX	1202.83	5.636
S&P 500	4247.44	8.26

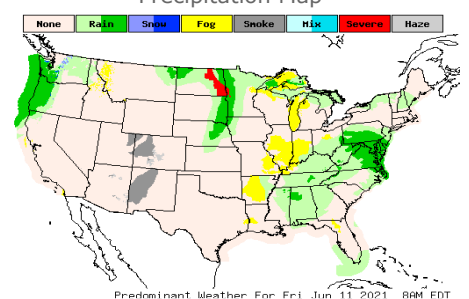
Weather Data

Temperature Map



City	HIGH °F	LOW °F
Calgary	66	39
Conway	73	63
Cushing	89	71
Denver	79	61
Houston	93	75
Mont Belvieu	90	75
Sarnia	79	63
Williston	71	54

Precipitation Map



This report has been prepared by PFL Petroleum Limited personnel for your information only and the views expressed are intended to provide market commentary and are not recommendations. This report is not an offer to sell or a solicitation of any offer to buy any security. The information contained herein has been compiled by PFL from sources believed to be reliable, but no representation or warranty, express or implied, is made by PFL Petroleum Limited, its affiliates or any other person as to its accuracy, completeness or correctness. Copyright 2017 PFL Petroleum Limited. All Rights Reserved