



MARKET DAILY

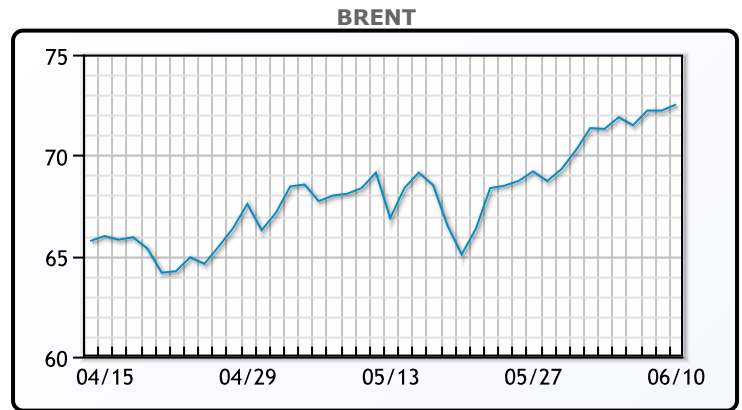
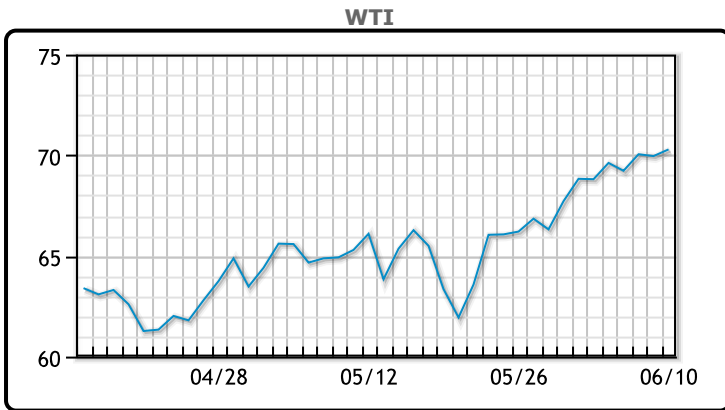
<https://www.pflpetroleum.com>
 1865 Veterans Park Dr. Suite 303
 Naples, Florida 34109
 Phone: 239-390-2885
 Fax: 239-949-0611
 Jun 10, 2021 10:45 PM

Major Energy Futures		
	Settle	Change
Brent	72.52	0.3
Gas Oil	589.5	2.75
Natural Gas	3.149	0.02
RBOB	221.22	0.97
ULSD	214.34	1.39
WTI	70.29	0.33

Market Commentary

Oil continued to rise today, reaching new two year highs in a volatile session. Prices had initially traded down significantly on news of the lifting of US sanctions on an Iranian oil official. US officials, however, claimed it was routine and not related to the Iranian nuclear deal talks. The big news today was US government showing a headline inflation rate of 5% for May, more than expected and the highest since 2008, when oil was skyrocketing. Supporting oil prices, todays data showed the lowest new claims for unemployment benefits in 15 months. "Oil prices are still grinding higher. The demand outlook continues to strengthen and supplies are not necessarily keeping up," said John Kilduff, partner at Again Capital LLC in New York. Kilduff noted, however, that the market was "priced to perfection in relative tightness," and said Thursday's brief midday price drop shows what can happen if Iran or OPEC+ add more barrels to global supplies. WTI rose \$.33 or .5% to settle at \$70.29. Brent rose \$.30 or .4%, to settle at \$72.52.

Crude & Product Markets

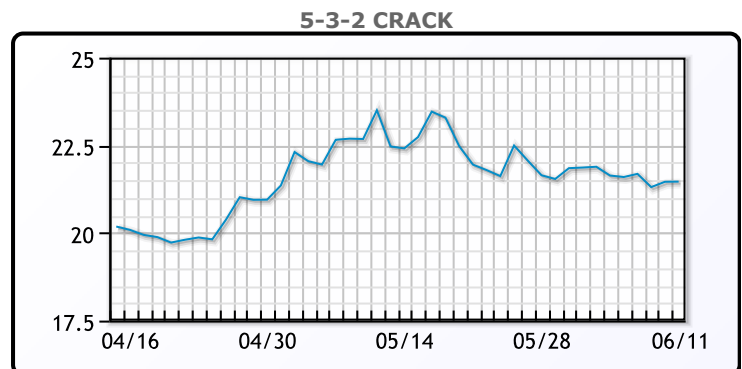
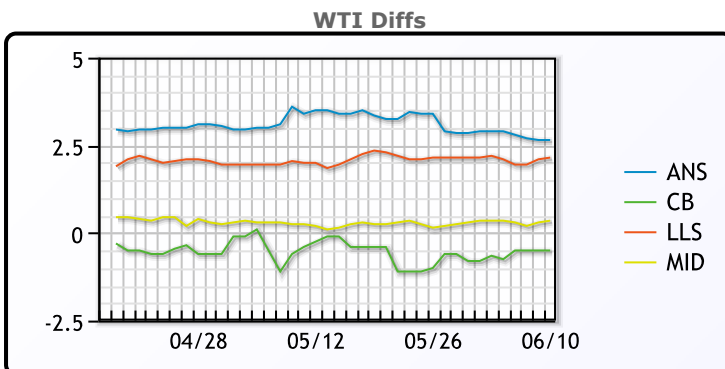


CRUDE

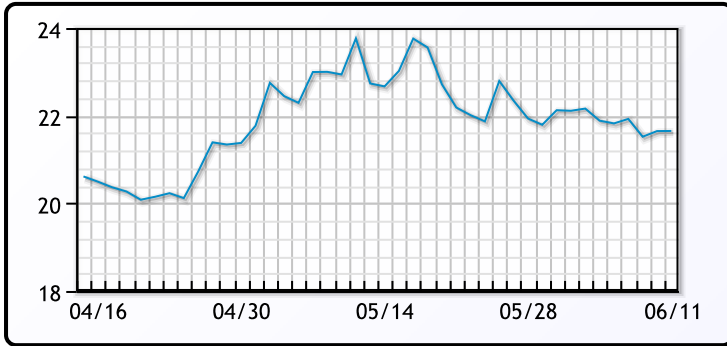
	Last	Week Ago	Month Ago
ANS	72.94	71.71	68.42
BLS	69.79	68.16	64.67
LLS	72.44	71.01	66.92
Mid	70.64	69.16	65.12
WTI	70.29	68.81	64.92

PRODUCTS

	Last	Week Ago	Month Ago
Gulf RBOB	216.47	214.93	208.09
Gulf ULSD	209.34	205.15	196.91
NYH RBOB	220.22	219.81	213.34
NYH ULSD	214.46	210.35	202.66
USGC 3%	60.38	59.38	58.13



3-2-1 Crack



Gulf 3-2-1 Crack



NGLs

MB

	Last	Week Ago	Month Ago
Butane	102.25	96.75	83
IsoButane	111.38	107	92.75
Natural Gasoline	152	149.5	143.75
Propane	95.25	90.88	80.38

MB NON

	Last	Week Ago	Month Ago
Butane	111.25	105	91.13
IsoButane	113.75	107	92.75
Natural Gasoline	152.75	150.5	144.25
Propane	94.75	90.38	80

CONWAY

	Last	Week Ago	Month Ago
Butane	105.75	100.5	88
IsoButane	118.75	115	110
Natural Gasoline	150	150.25	143.5
Propane	94.25	88.38	78

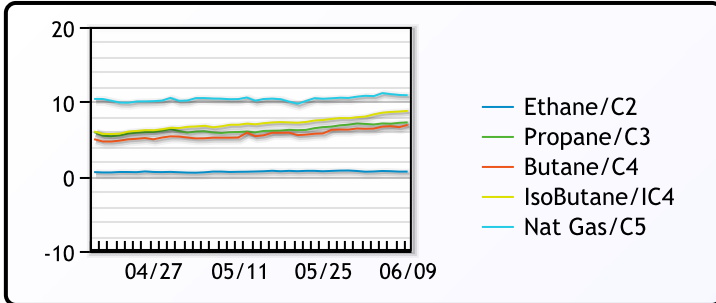
EDMONTON

	Last	Week Ago	Month Ago
Propane	70.75	67.25	51.75

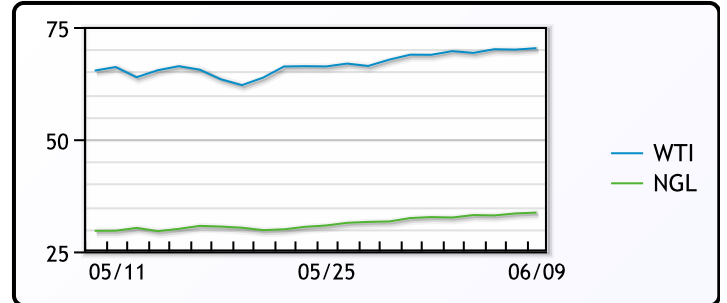
SARNIA

	Last	Week Ago	Month Ago
Propane	107.25	97.75	96

FRAC SPREAD



WTI vs NGL



FX

	Last	Change
CAD	1.2091	-0.0005
DXY	90.002	-0.073
Gold	1899.95	1.44

RATES

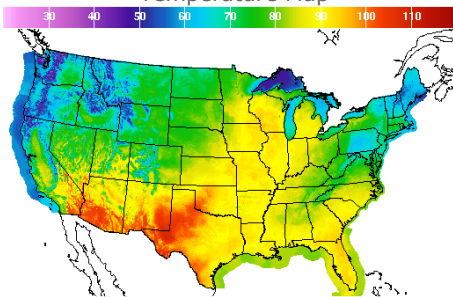
	Last	Change
US 2yr	0.1469	0.004
US 10yr	1.4318	0
CAN 10yr	1.371	-0.04

EQUITIES

	Last	Change
Nasdaq	14020.33	108.58
TSX	1197.194	2.04
S&P 500	4239.18	19.63

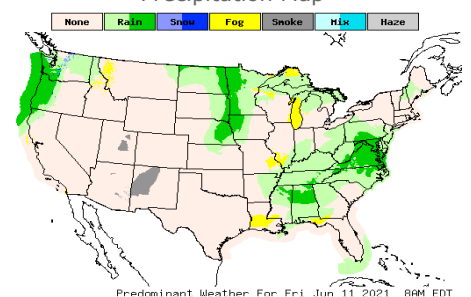
Weather Data

Temperature Map



City	HIGH °F	LOW °F
Calgary	55	45
Conway	75	61
Cushing	88	72
Denver	97	67
Houston	90	76
Mont Belvieu	86	77
Sarnia	80	65
Williston	92	64

Precipitation Map



This report has been prepared by PFL Petroleum Limited personnel for your information only and the views expressed are intended to provide market commentary and are not recommendations. This report is not an offer to sell or a solicitation of any offer to buy any security. The information contained herein has been compiled by PFL from sources believed to be reliable, but no representation or warranty, express or implied, is made by PFL Petroleum Limited, its affiliates or any other person as to its accuracy, completeness or correctness. Copyright 2017 PFL Petroleum Limited. All Rights Reserved