



MARKET DAILY

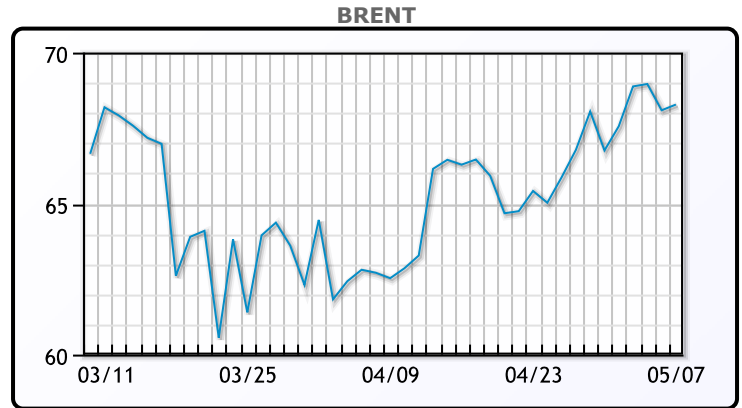
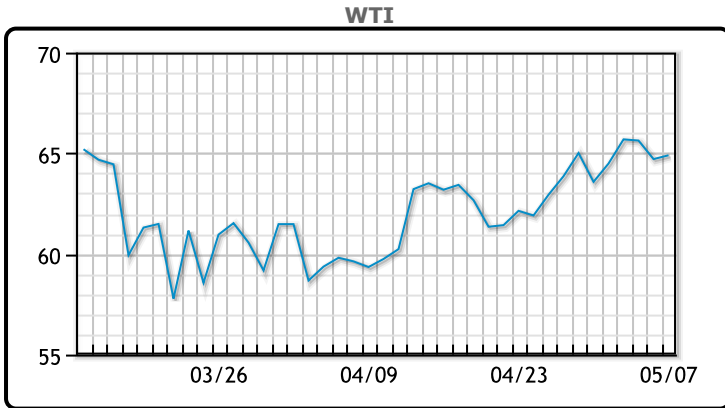
<https://www.pflpetroleum.com>
 1865 Veterans Park Dr. Suite 303
 Naples, Florida 34109
 Phone: 239-390-2885
 Fax: 239-949-0611
 May 7, 2021 6:58 PM

Major Energy Futures		
	Settle	Change
Brent	68.28	0.19
Gas Oil	550.5	-8.25
Natural Gas	2.958	-0.01
RBOB	212.69	-3.76
ULSD	201.06	-1.3
WTI	64.9	0.19

Market Commentary

Oil prices traded up today with Brent settling at \$68.28 and WTI settling at \$64.9 both up 19 cents. The recovery in oil demand has been uneven due to the surging COVID-19 cases in India reducing fuel consumption in the world's third largest importer and consumer of oil. "Brent came within a whisker of breaking past \$70 a barrel this week but failed at the final hurdle as demand uncertainty dragged on prices," said Stephen Brennock at oil brokerage PVM

Crude & Product Markets

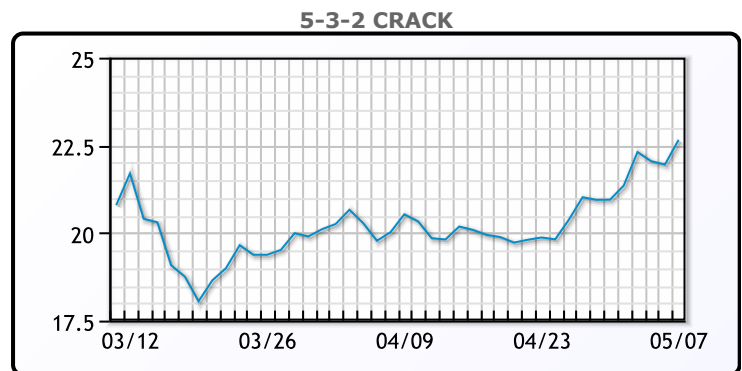
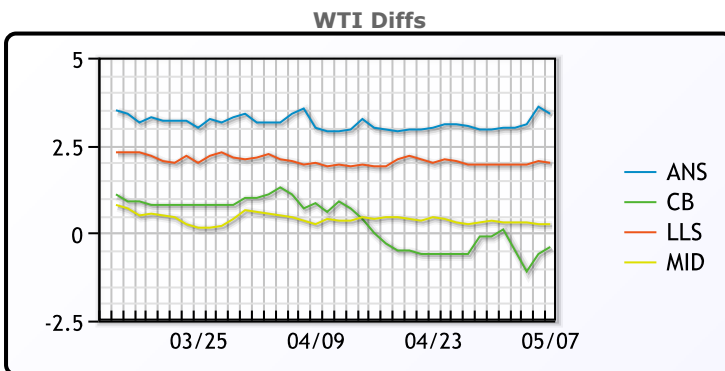


CRUDE

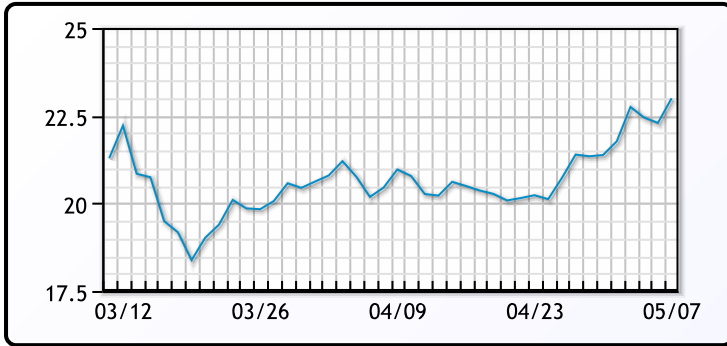
	Last	Week Ago	Month Ago
ANS	68.3	66.53	62.77
BLS	64.5	63.48	60.62
LLS	66.9	65.53	61.77
Mid	65.15	63.93	60.02
WTI	64.9	63.58	59.77

PRODUCTS

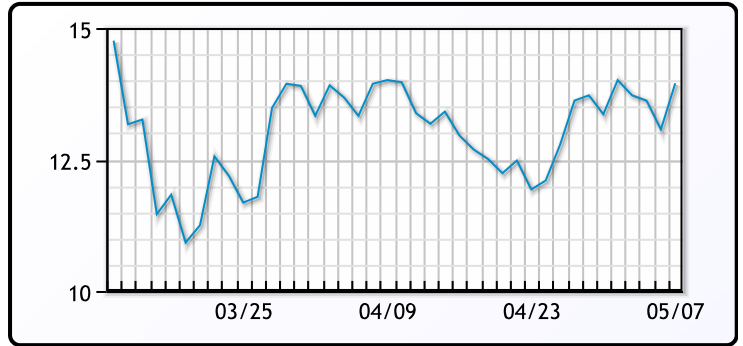
	Last	Week Ago	Month Ago
Gulf RBOB	207.44	202.63	192.68
Gulf ULSD	196.18	187.49	176.04
NYH RBOB	211.44	206.48	180.18
NYH ULSD	201.56	192.11	181.04
USGC 3%	60.13	57.88	53.88



3-2-1 Crack



Gulf 3-2-1 Crack



NGLs

MB

	Last	Week Ago	Month Ago
Butane	85	84.25	87.5
IsoButane	91	88.25	88.75
Natural Gasoline	144.5	141	139
Propane	79.5	82	88.125

CONWAY

	Last	Week Ago	Month Ago
Butane	87	84.75	85.25
IsoButane	111	101	106
Natural Gasoline	144.5	140	137
Propane	77.25	77.25	80

MB NON

	Last	Week Ago	Month Ago
Butane	91	89.25	89.5
IsoButane	91	88.25	88.75
Natural Gasoline	145	141.5	138.25
Propane	79.5	87.38	88.63

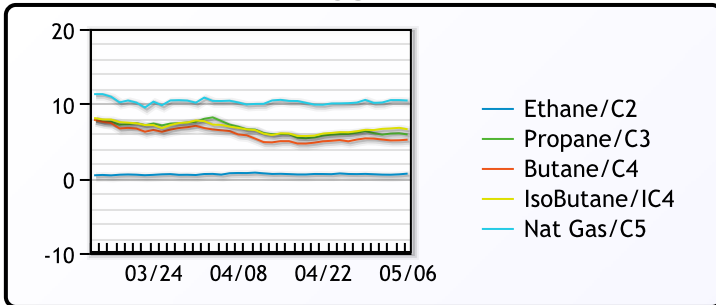
EDMONTON

	Last	Week Ago	Month Ago
Propane	51.75	52.5	50.75

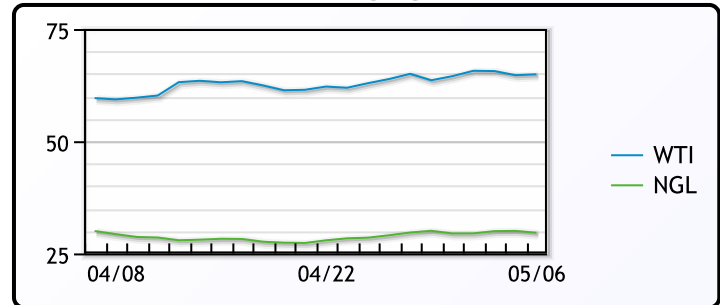
SARNIA

	Last	Week Ago	Month Ago
Propane	95.5	99	114.75

FRAC SPREAD



WTI vs NGL



FX

	Last	Change
CAD	1.2133	-0.0016
DXY	90.233	-0.718
Gold	1831.24	16.02

RATES

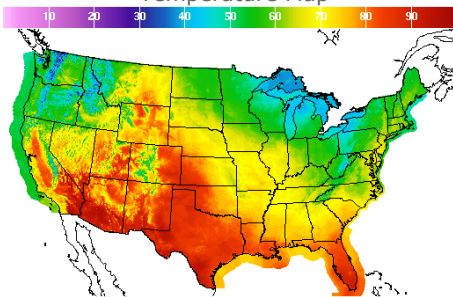
	Last	Change
US 2yr	0.1448	-0.0079
US 10yr	1.5771	0.0075
CAN 10yr	1.497	-0.017

EQUITIES

	Last	Change
Nasdaq	13752.24	119.4
TSX	1161.59	10.677
S&P 500	4232.6	30.98

Weather Data

Temperature Map



City	HIGH °F	LOW °F
Calgary	62	46
Conway	57	33
Cushing	77	49
Denver	81	52
Houston	85	66
Mont Belvieu	81	62
Sarnia	51	38
Williston	63	39

Precipitation Map

