



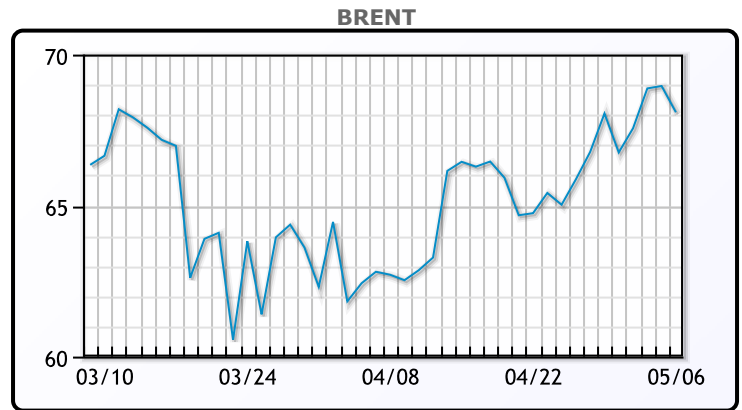
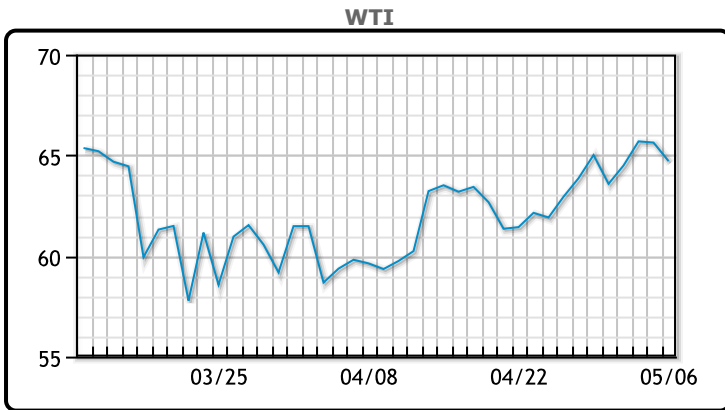
MARKET DAILY

<https://www.pflpetroleum.com>
 1865 Veterans Park Dr. Suite 303
 Naples, Florida 34109
 Phone: 239-390-2885
 Fax: 239-949-0611
 May 6, 2021 6:39 PM

Major Energy Futures		
	Settle	Change
Brent	68.09	-0.87
Gas Oil	551	8
Natural Gas	2.928	-0.01
RBOB	211.37	-3.76
ULSD	198.95	-1.3
WTI	64.71	-0.92

Market Commentary
 Oil prices had a choppy session, trading up earlier in the day and trading down later on in the session after hitting 7 week highs yesterday. Prices are still being supported by yesterday's bullish EIA report despite pressure from rising Covid cases. "The record numbers of new infections in India have been making the headlines and fueling fears that demand may recover more slowly," Commerzbank said. The energy demand outlook is being brightened by easing lockdown measures in Europe, just in time for summer driving season. WTI traded down \$.92 or -1.4% to close at \$64.71. Brent traded down \$.87 or -1.26% to close at \$68.09.

Crude & Product Markets

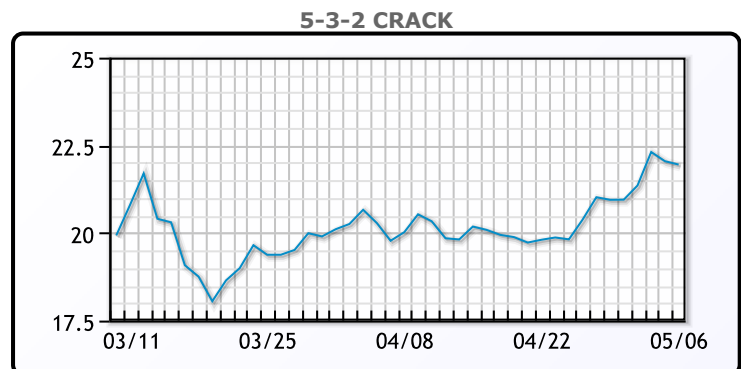
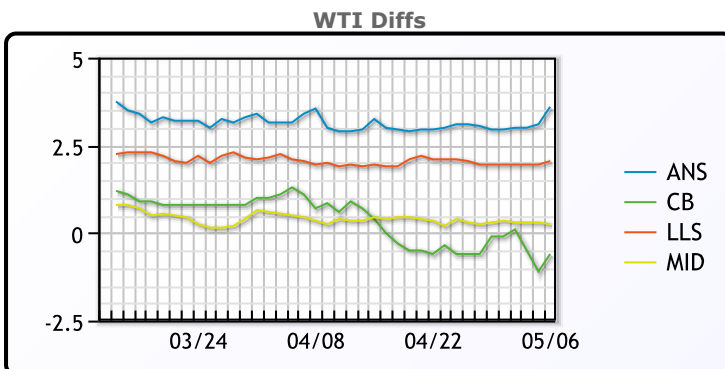


CRUDE

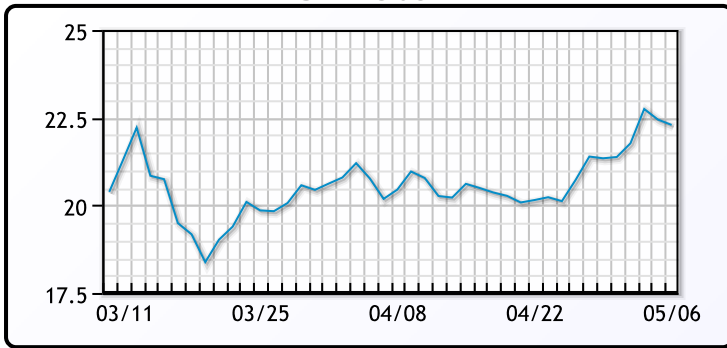
	Last	Week Ago	Month Ago
ANS	68.31	67.96	62.88
BLS	64.11	64.91	60.03
LLS	66.76	66.96	61.28
Mid	64.96	65.31	59.68
WTI	64.71	65.01	59.33

PRODUCTS

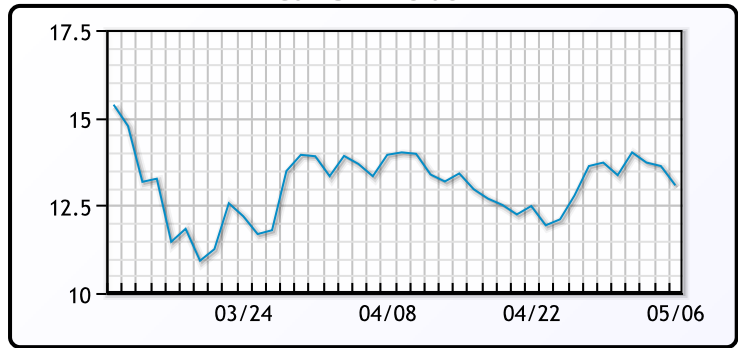
	Last	Week Ago	Month Ago
Gulf RBOB	205.75	205.88	194.13
Gulf ULSD	194.15	191.5	174.79
NYH RBOB	211.12	209.24	183.25
NYH ULSD	199.25	196.01	179.79
USGC 3%	58.88	58.88	52.63



3-2-1 Crack



Gulf 3-2-1 Crack



NGLs

MB

	Last	Week Ago	Month Ago
Butane	84.5	84.375	89
IsoButane	90.5	88.375	90.5
Natural Gasoline	144.75	145.13	138.5
Propane	80.125	83	92.5

CONWAY

	Last	Week Ago	Month Ago
Butane	87.25	85	86.5
IsoButane	110	100	108
Natural Gasoline	143.75	143	137.5
Propane	77.625	79.25	81.5

MB NON

	Last	Week Ago	Month Ago
Butane	90.5	89.375	91
IsoButane	90.5	88.375	90.5
Natural Gasoline	144.5	145	138
Propane	80.13	91.13	93.13

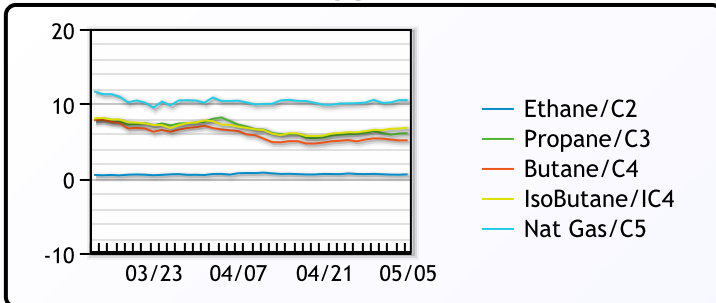
EDMONTON

	Last	Week Ago	Month Ago
Propane	51.75	54.25	50.5

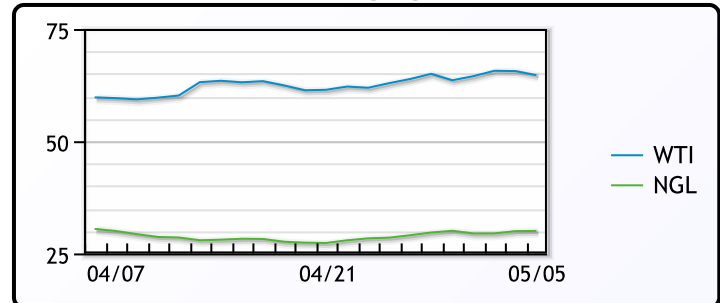
SARNIA

	Last	Week Ago	Month Ago
Propane	95.5	99	114.75

FRAC SPREAD



WTI vs NGL



FX

	Last	Change
CAD	1.2161	0.0012
DXY	90.951	-0.35701
Gold	1814.73	-0.49

RATES

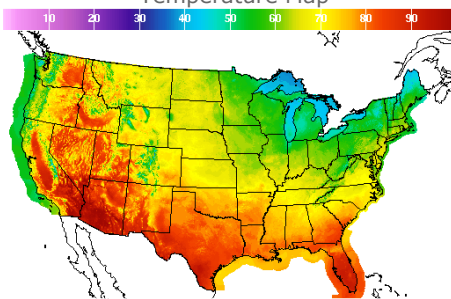
	Last	Change
US 2yr	0.1527	0.0021
US 10yr	1.5696	0.0036
CAN 10yr	1.514	0

EQUITIES

	Last	Change
Nasdaq	13632.84	50.42
TSX	1150.91	-1.101
S&P 500	4201.62	34.03

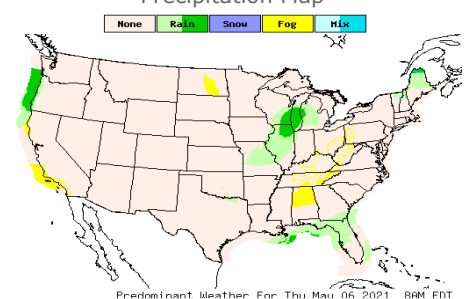
Weather Data

Temperature Map



City	HIGH °F	LOW °F
Calgary	64	42
Conway	57	39
Cushing	75	52
Denver	71	43
Houston	85	63
Mont Belvieu	84	60
Sarnia	51	37
Williston	65	42

Precipitation Map



This report has been prepared by PFL Petroleum Limited personnel for your information only and the views expressed are intended to provide market commentary and are not recommendations. This report is not an offer to sell or a solicitation of any offer to buy any security. The information contained herein has been compiled by PFL from sources believed to be reliable, but no representation or warranty, express or implied, is made by PFL Petroleum Limited, its affiliates or any other person as to its accuracy, completeness or correctness. Copyright 2017 PFL Petroleum Limited. All Rights Reserved