



# MARKET DAILY

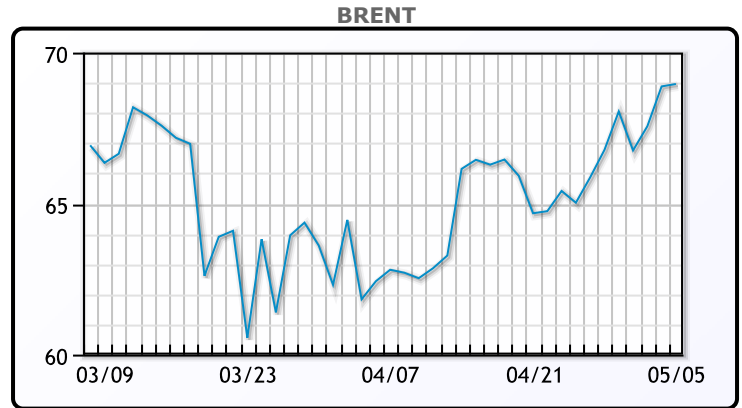
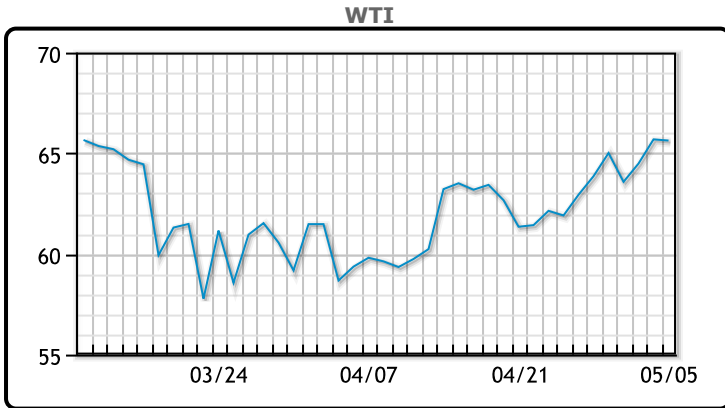
<https://www.pflpetroleum.com>  
 1865 Veterans Park Dr. Suite 303  
 Naples, Florida 34109  
 Phone: 239-390-2885  
 Fax: 239-949-0611  
 May 5, 2021 8:02 PM

Major Energy Futures		
	Settle	Change
Brent	68.96	0.08
Gas Oil	559.25	7.75
Natural Gas	2.938	-0.029
RBOB	215.13	0.01
ULSD	200.25	0.37
WTI	65.63	1.2

**Market Commentary**

Oil prices were mostly flat today despite a bullish EIA report that was better than expected. U.S. crude inventories fell by 8MM/bbls, vs. a forecasted draw of around 2MM/bbls. Inventories now sit at 485.1MM/bbls. Exports rose to 4.1 MM/bpd, the most since March of last year, and refining output was at its highest since that month as well. "Refinery runs are only likely to move higher from here, and if we're going to get runs over 15 MM/bpd and exports over 3MM/bpd we are going to consistently see draws going forward," said Matt Smith, director of commodity research at ClipperData. Gasoline inventories increased by 700K/bbls and distillate inventories decreased by 2.9MM/bbls. WTI traded down \$.06 or -.09% to close at \$65.63. Brent traded up \$.08 or .12% to close at \$68.96.

## Crude & Product Markets

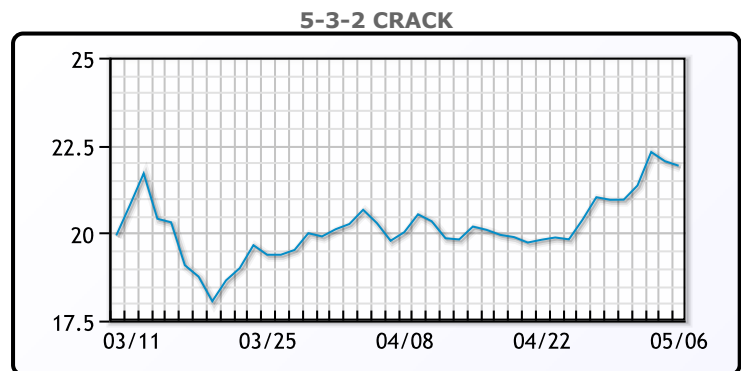
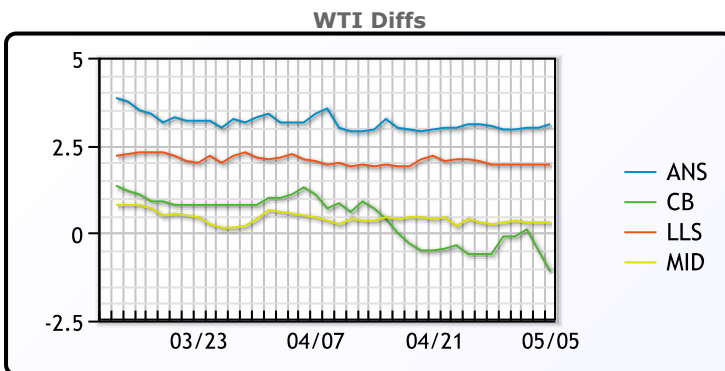


**CRUDE**

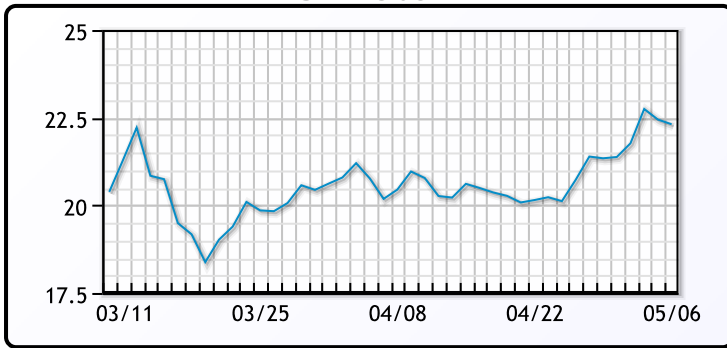
	Last	Week Ago	Month Ago
ANS	68.73	66.91	62.05
BLS	64.53	63.26	59.75
LLS	67.58	65.81	60.7
Mid	65.93	64.11	59.1
WTI	65.63	63.86	58.65

**PRODUCTS**

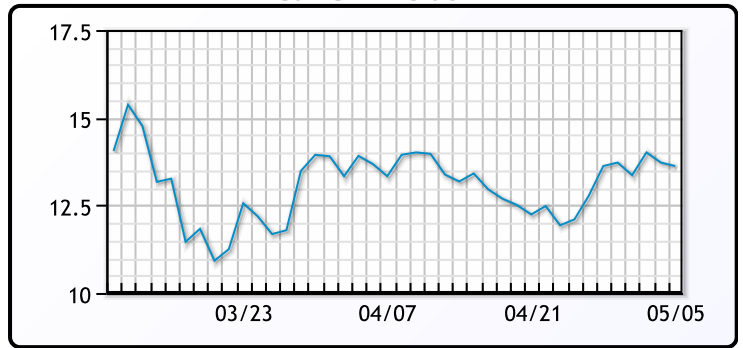
	Last	Week Ago	Month Ago
Gulf RBOB	209.63	202.81	192.61
Gulf ULSD	195.45	189.35	172.62
NYH RBOB	214.75	206.47	185.11
NYH ULSD	200.68	193.99	177.49
USGC 3%	59.38	58.13	51.88



**3-2-1 Crack**



**Gulf 3-2-1 Crack**



**NGLs**

**MB**

	Last	Week Ago	Month Ago
Butane	83	83.5	91.75
IsoButane	92.13	87.25	90.5
Natural Gasoline	146.25	142	138.5
Propane	82.25	82.5	96.25

**CONWAY**

	Last	Week Ago	Month Ago
Butane	87.5	85	86
IsoButane	105.5	104	110
Natural Gasoline	146	141	136.5
Propane	78.75	79	82.13

**MB NON**

	Last	Week Ago	Month Ago
Butane	92.13	88.25	91.5
IsoButane	92.13	87.25	90.5
Natural Gasoline	146.75	142.75	138
Propane	81.63	89.75	98

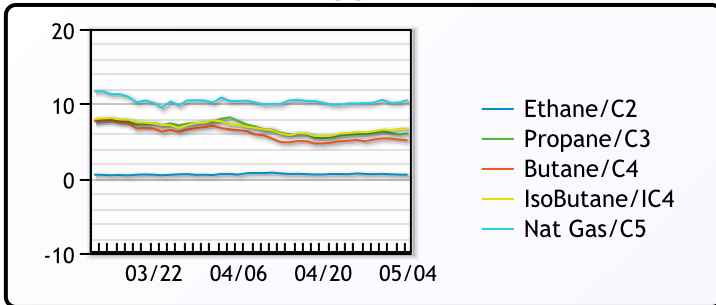
**EDMONTON**

	Last	Week Ago	Month Ago
Propane	53.75	54	53.5

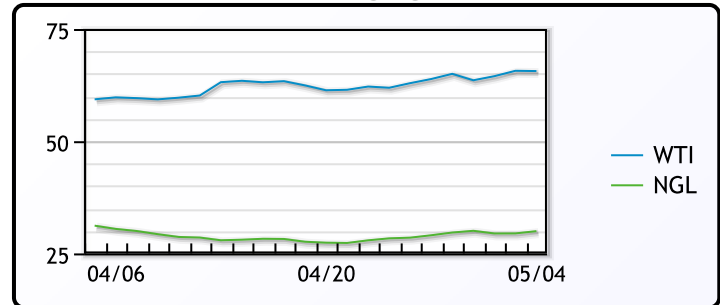
**SARNIA**

	Last	Week Ago	Month Ago
Propane	95.5	88.75	114.75

**FRAC SPREAD**



**WTI vs NGL**



**FX**

	Last	Change
CAD	1.2268	0.0001
DXY	91.266	-0.04201
Gold	1785.6	-1.27

**RATES**

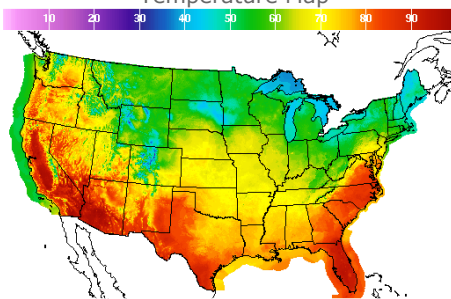
	Last	Change
US 2yr	0.1506	-0.0079
US 10yr	1.566	-0.0264
CAN 10yr	1.514	-0.008

**EQUITIES**

	Last	Change
Nasdaq	13582.42	-51.08
TSX	1152.01	8.006
S&P 500	4167.59	2.93

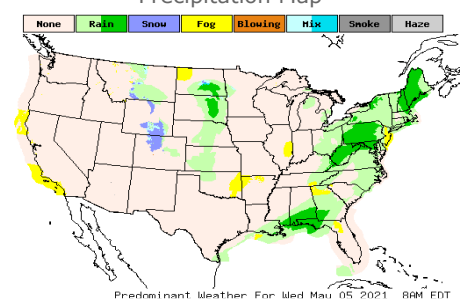
**Weather Data**

**Temperature Map**



City	HIGH °F	LOW °F
Calgary	56	35
Conway	54	35
Cushing	72	45
Denver	60	44
Houston	82	62
Mont Belvieu	80	59
Sarnia	45	39
Williston	59	38

**Precipitation Map**



This report has been prepared by PFL Petroleum Limited personnel for your information only and the views expressed are intended to provide market commentary and are not recommendations. This report is not an offer to sell or a solicitation of any offer to buy any security. The information contained herein has been compiled by PFL from sources believed to be reliable, but no representation or warranty, express or implied, is made by PFL Petroleum Limited, its affiliates or any other person as to its accuracy, completeness or correctness. Copyright 2017 PFL Petroleum Limited. All Rights Reserved