



MARKET DAILY

<https://www.pflpetroleum.com>
 1865 Veterans Park Dr. Suite 303
 Naples, Florida 34109
 Phone: 239-390-2885
 Fax: 239-949-0611
 May 4, 2021 6:30 PM

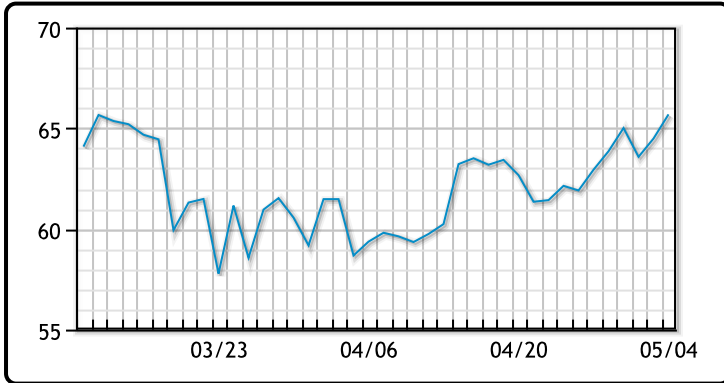
Major Energy Futures		
	Settle	Change
Brent	68.88	1.32
Gas Oil	551.25	9.75
Natural Gas	2.967	0.001
RBOB	215.12	4.97
ULSD	199.88	4.69
WTI	65.69	1.2

Market Commentary

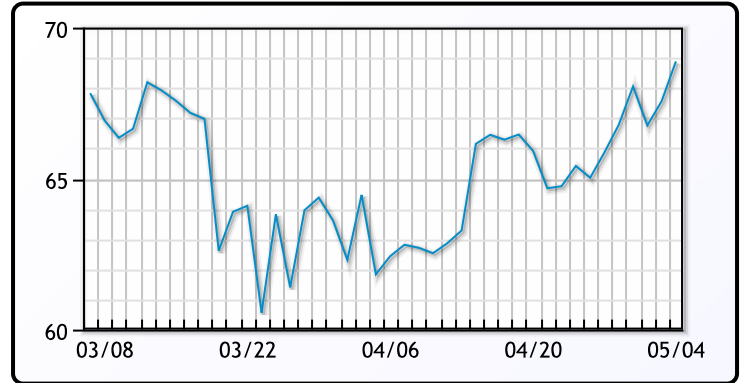
Oil prices rallied today as more states begin the process of reopening. A weaker dollar, hit by an unexpected slowdown in U.S. manufacturing growth, also helped to shore up oil prices on Tuesday. Fuel demand and refinery utilization have been steadily improving, and Reuters is forecasting an increase of .5% to the refinery utilization rate and a 2MM/bbl drop in crude inventories for tomorrow's report. "The current strength is led by U.S. gasoline, where demand is seen as healthy as more motorists take to the roads," said PVM Oil Associates analyst Tamas Varga. WTI traded up \$1.20 or 1.86% to close at \$65.69. Brent traded up \$1.32 or 1.95% to close at \$68.88.

Crude & Product Markets

WTI



BRENT



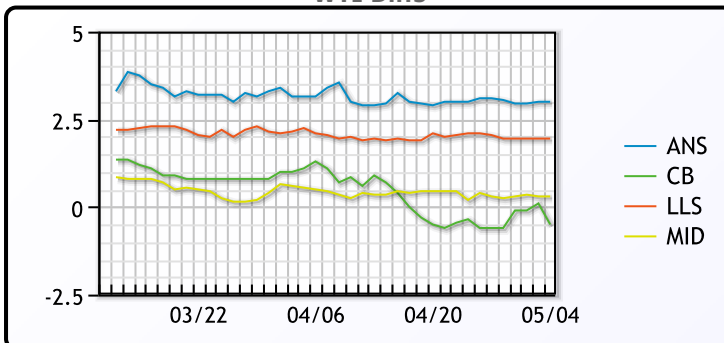
CRUDE

	Last	Week Ago	Month Ago
ANS	68.69	66.04	64.6
BLS	65.19	62.34	62.75
LLS	67.64	64.99	63.55
Mid	65.99	63.24	61.95
WTI	65.69	62.94	61.45

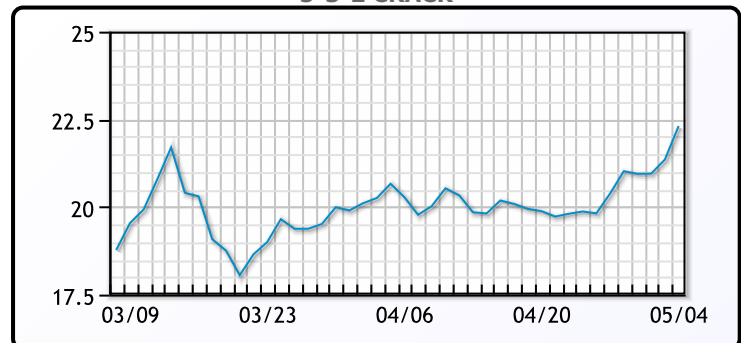
PRODUCTS

	Last	Week Ago	Month Ago
Gulf RBOB	209.87	198.13	197.98
Gulf ULSD	195.13	186.09	178.26
NYH RBOB	214.75	200.66	190.23
NYH ULSD	200.13	190.57	182.91
USGC 3%	59.38	57.13	54.63

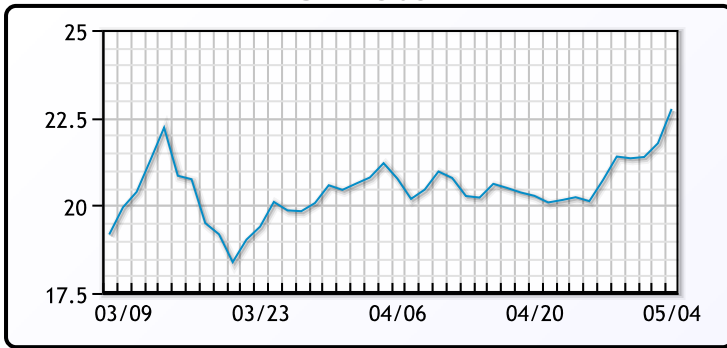
WTI Diffs



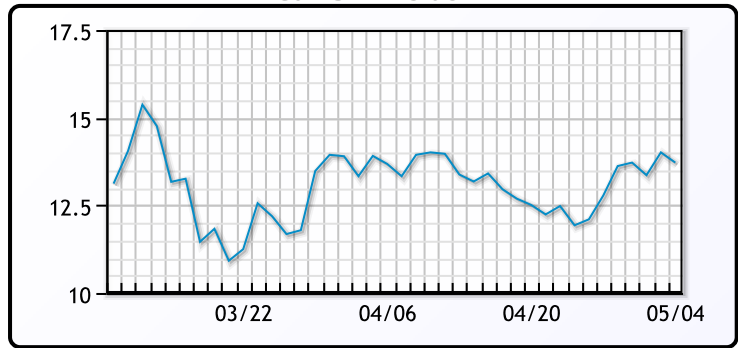
5-3-2 CRACK



3-2-1 Crack



Gulf 3-2-1 Crack



NGLs

MB

	Last	Week Ago	Month Ago
Butane	85.75	80.5	93.25
IsoButane	91.5	85	94.5
Natural Gasoline	146.5	140.5	144.75
Propane	81.875	79.75	94.5

CONWAY

	Last	Week Ago	Month Ago
Butane	88	82.5	89
IsoButane	105	100	108
Natural Gasoline	146	138	139.5
Propane	78.25	76	83.5

MB NON

	Last	Week Ago	Month Ago
Butane	91.75	86.5	95.25
IsoButane	91.5	85	94.5
Natural Gasoline	146.5	139.75	143.25
Propane	81.13	83.13	96.63

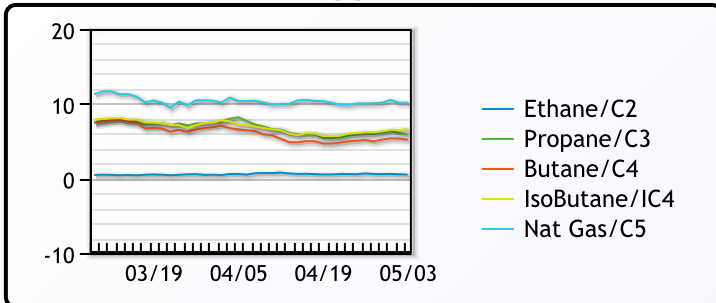
EDMONTON

	Last	Week Ago	Month Ago
Propane	53.75	51.5	53.5

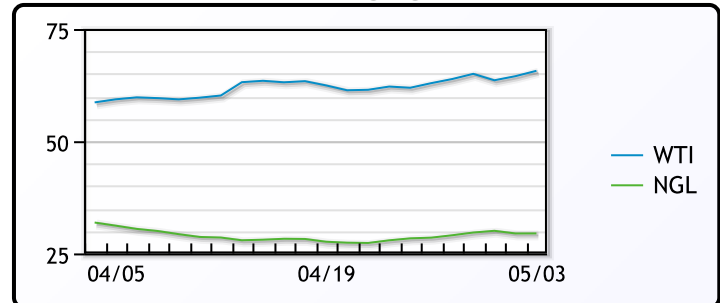
SARNIA

	Last	Week Ago	Month Ago
Propane	95.5	88.75	109.5

FRAC SPREAD



WTI vs NGL



FX

	Last	Change
CAD	1.2306	-0.0003
DXY	91.288	0.34299
Gold	1777.99	-1.07

RATES

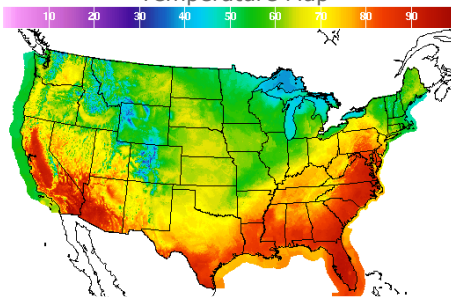
	Last	Change
US 2yr	0.1585	0
US 10yr	1.5924	-0.0052
CAN 10yr	1.522	0.002

EQUITIES

	Last	Change
Nasdaq	13633.5	-261.62
TSX	1144	0.744
S&P 500	4164.66	-28

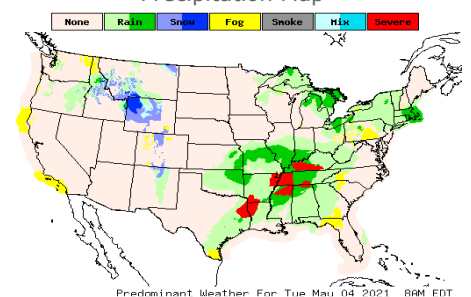
Weather Data

Temperature Map



City	HIGH °F	LOW °F
Calgary	52	36
Conway	51	30
Cushing	65	50
Denver	58	37
Houston	84	69
Mont Belvieu	83	67
Sarnia	59	44
Williston	56	37

Precipitation Map



This report has been prepared by PFL Petroleum Limited personnel for your information only and the views expressed are intended to provide market commentary and are not recommendations. This report is not an offer to sell or a solicitation of any offer to buy any security. The information contained herein has been compiled by PFL from sources believed to be reliable, but no representation or warranty, express or implied, is made by PFL Petroleum Limited, its affiliates or any other person as to its accuracy, completeness or correctness. Copyright 2017 PFL Petroleum Limited. All Rights Reserved