



MARKET DAILY

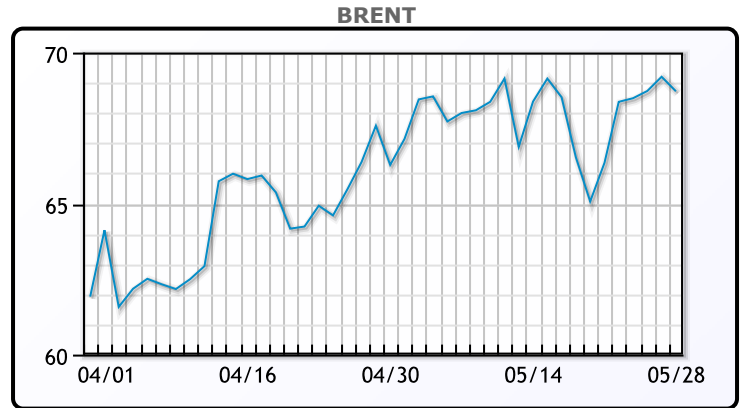
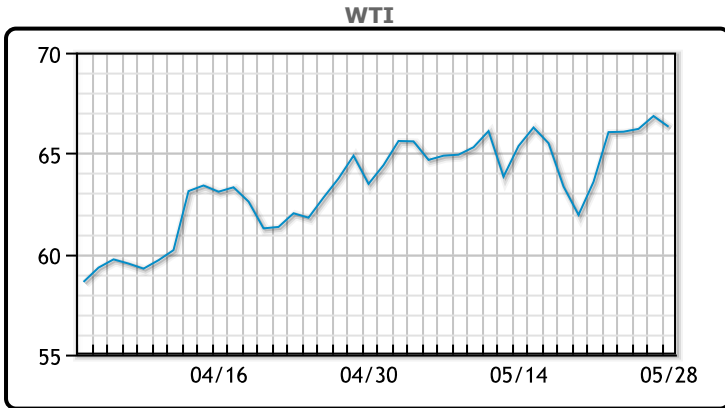
<https://www.pflpetroleum.com>
 1865 Veterans Park Dr. Suite 303
 Naples, Florida 34109
 Phone: 239-390-2885
 Fax: 239-949-0611
 May 28, 2021 6:13 PM

Major Energy Futures		
	Settle	Change
Brent	68.72	0
Gas Oil	565.5	0.75
Natural Gas	2.986	-0.069
RBOB	213.69	0.4
ULSD	203.83	1.13
WTI	66.32	0

Market Commentary

Oil prices inched higher today, posting strong gains for the week of over 5% for both contracts. "Gasoline demand has now exceeded 2019 levels in many areas," ANZ analysts said in a note. More than 34 million Americans are expected to take to the highways for the holiday weekend, which typically marks the start of the summer driving season. One thing that could slow this down is +\$3/gallon average gasoline prices, which is the highest since 2014. Balancing expectations of a recovery in demand against a possible increase in Iranian supply, OPEC+ is likely to stick to the existing pace of gradually easing oil supply curbs at a meeting on Tuesday, OPEC sources said. "Our balance sheet shows that the market should be able to absorb this additional supply from OPEC+, along with a gradual increase in Iranian output," said ING analyst Warren Patterson.

Crude & Product Markets

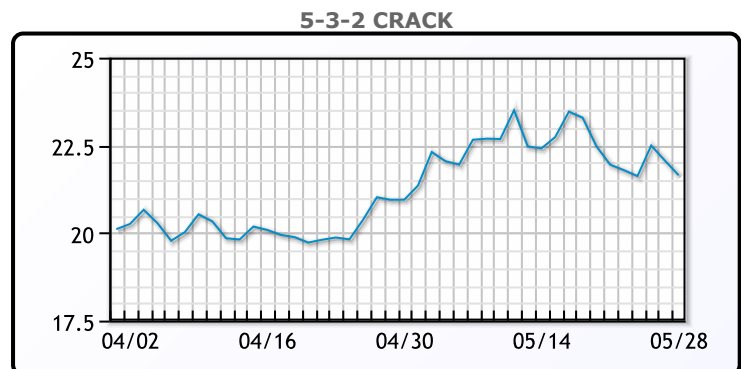
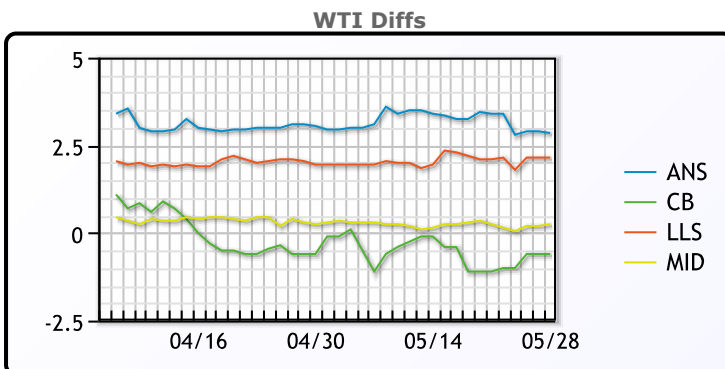


CRUDE

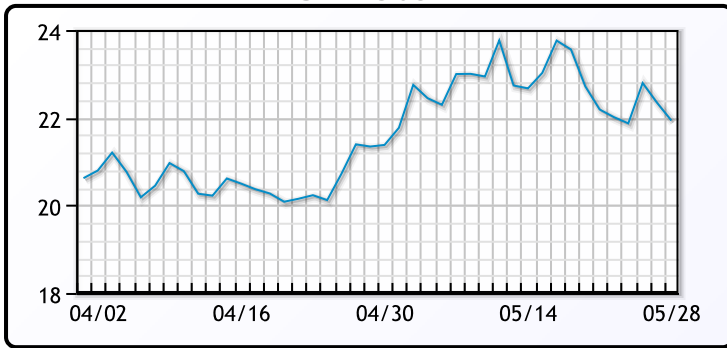
	Last	Week Ago	Month Ago
ANS	69.17	67.1	66.91
BLS	65.72	62.6	63.26
LLS	68.47	65.8	65.81
Mid	66.57	63.95	64.11
WTI	66.32	63.7	63.86

PRODUCTS

	Last	Week Ago	Month Ago
Gulf RBOB	207.44	200.97	202.81
Gulf ULSD	198.93	193.86	189.35
NYH RBOB	213.52	206.12	206.47
NYH ULSD	204.7	199.07	193.99
USGC 3%	57.38	54.38	58.13



3-2-1 Crack



Gulf 3-2-1 Crack



NGLs

MB

	Last	Week Ago	Month Ago
Butane	93.5	86.25	83.5
IsoButane	100.5	95.38	87.25
Natural Gasoline	145	140.25	142
Propane	89	82.25	82.5

MB NON

	Last	Week Ago	Month Ago
Butane	99.5	94.75	88.25
IsoButane	100.5	95.38	87.25
Natural Gasoline	145.25	140.75	142.75
Propane	88.63	81.88	89.75

CONWAY

	Last	Week Ago	Month Ago
Butane	95.5	92.25	85
IsoButane	112	114	104
Natural Gasoline	146.5	142.75	141
Propane	85.38	79.88	79

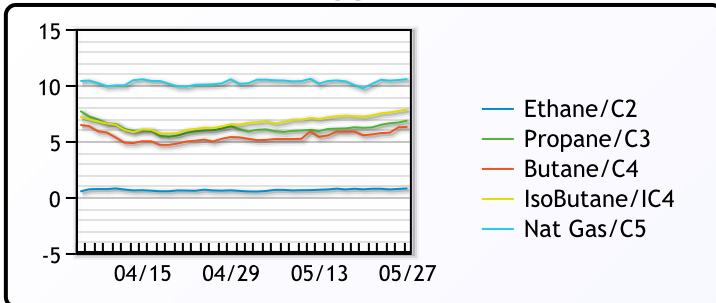
EDMONTON

	Last	Week Ago	Month Ago
Propane	61.88	56.88	54

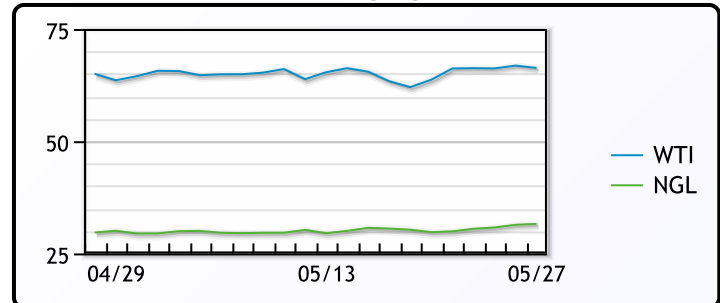
SARNIA

	Last	Week Ago	Month Ago
Propane	97.75	95	88.75

FRAC SPREAD



WTI vs NGL



FX

	Last	Change
CAD	1.2076	0.001
DXY	90.03101	0.06001
Gold	1903.77	7.23

RATES

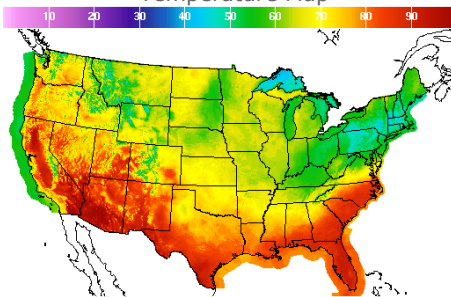
	Last	Change
US 2yr	0.1407	-0.0039
US 10yr	1.5943	-0.0119
CAN 10yr	1.5	0.012

EQUITIES

	Last	Change
Nasdaq	13748.74	12.46
TSX	1189.597	5.242
S&P 500	4204.11	3.23

Weather Data

Temperature Map



City	HIGH °F	LOW °F
Calgary	60	43
Conway	62	36
Cushing	70	54
Denver	82	51
Houston	86	73
Mont Belvieu	81	74
Sarnia	54	43
Williston	68	39

Precipitation Map

