



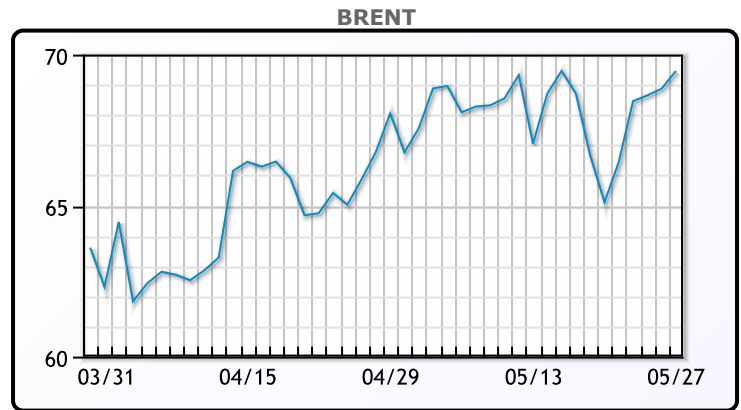
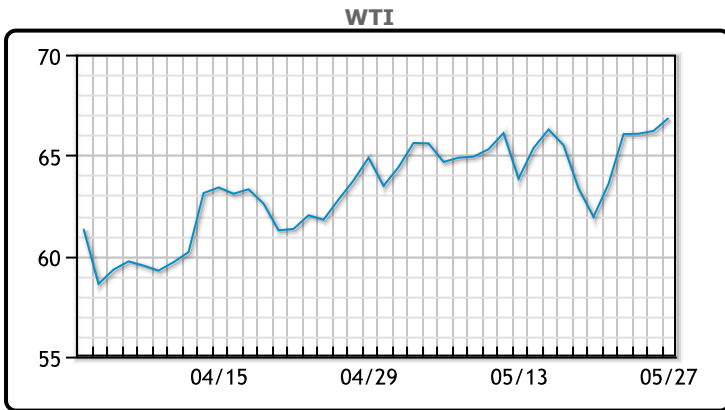
# MARKET DAILY

<https://www.pflpetroleum.com>  
 1865 Veterans Park Dr. Suite 303  
 Naples, Florida 34109  
 Phone: 239-390-2885  
 Fax: 239-949-0611  
 May 27, 2021 6:38 PM

Major Energy Futures		
	Settle	Change
Brent	69.46	0.59
Gas Oil	561.75	2.5
Natural Gas	2.958	-0.069
RBOB	215.18	0.17
ULSD	205.64	1.12
WTI	66.85	0.64

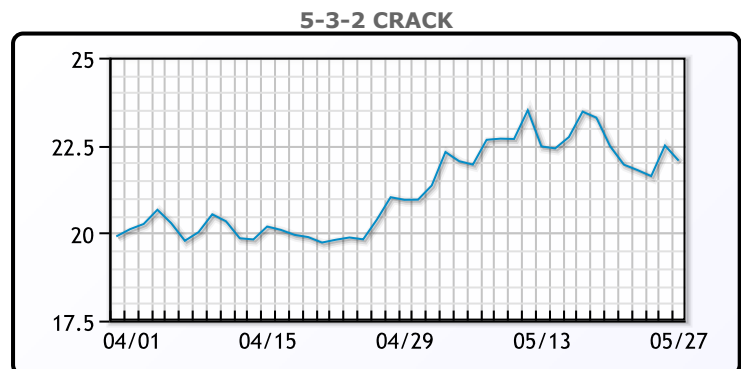
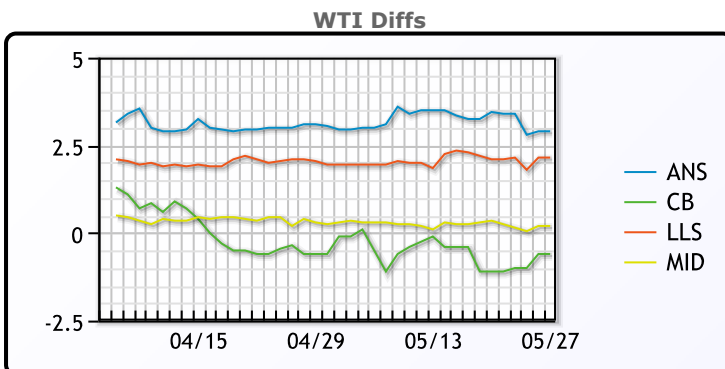
**Market Commentary**  
 Oil prices were mostly flat again today, trading up as US unemployment numbers dropped more than expected last week to new pandemic lows. Fresh US data also showed business spending on equipment accelerated in April. "That's given us more of a risk-on attitude about the markets," said Phil Flynn, senior analyst at Price Futures Group in Chicago. "We're back to focusing on supply and demand." The focus of the June 1 OPEC+ meeting will likely be on Iran, and whether the producers will have to change plans for easing production curbs against the prospect of additional Iranian supply. WTI traded up \$.64 or .97% to close at \$66.85. Brent traded up \$.59 or .86% to close at \$69.46.

## Crude & Product Markets

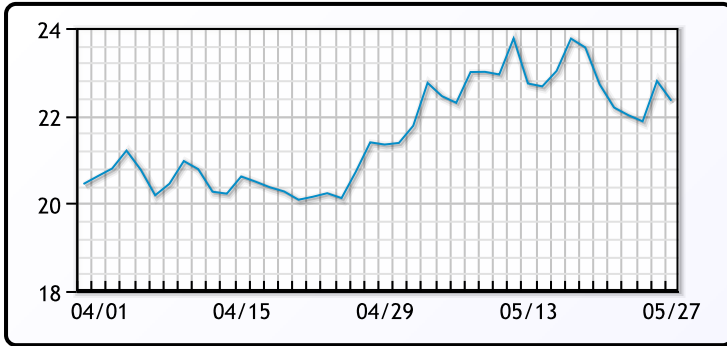


CRUDE			
	Last	Week Ago	Month Ago
ANS	69.75	65.5	66.04
BLS	66.25	60.95	62.34
LLS	69	64.15	64.99
Mid	67.05	62.4	63.24
WTI	66.85	62.05	62.94

PRODUCTS			
	Last	Week Ago	Month Ago
Gulf RBOB	209.27	199.34	198.13
Gulf ULSD	200.65	191.55	186.09
NYH RBOB	214.68	204.34	200.66
NYH ULSD	205.76	196.69	190.57
USGC 3%	57.13	53.13	57.13



**3-2-1 Crack**



**Gulf 3-2-1 Crack**



**NGLs**

**MB**

	Last	Week Ago	Month Ago
Butane	93.625	88.75	80.5
IsoButane	100.25	95	85
Natural Gasoline	145.25	136.75	140.5
Propane	88.5	82	79.75

**MB NON**

	Last	Week Ago	Month Ago
Butane	99.625	94.75	86.5
IsoButane	100.25	95	85
Natural Gasoline	146	137	139.75
Propane	88.63	81.75	83.13

**CONWAY**

	Last	Week Ago	Month Ago
Butane	95.75	91.5	82.5
IsoButane	113	114	100
Natural Gasoline	147	138	138
Propane	85.5	79.5	76

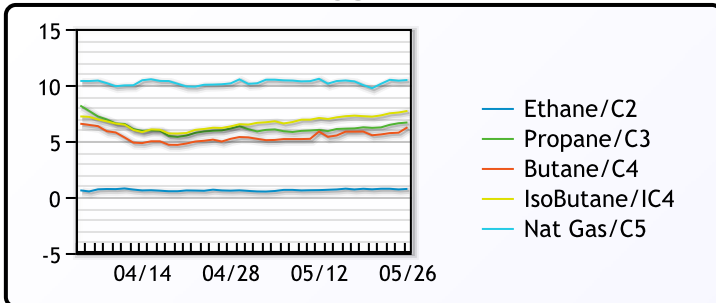
**EDMONTON**

	Last	Week Ago	Month Ago
Propane	62.25	55	51.5

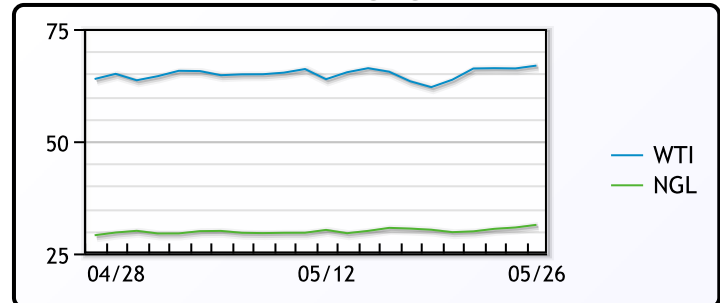
**SARNIA**

	Last	Week Ago	Month Ago
Propane	97.75	95	88.75

**FRAC SPREAD**



**WTI vs NGL**



**FX**

	Last	Change
CAD	1.2067	0.0001
DXY	89.971	-0.07101
Gold	1896.89	0.35

**RATES**

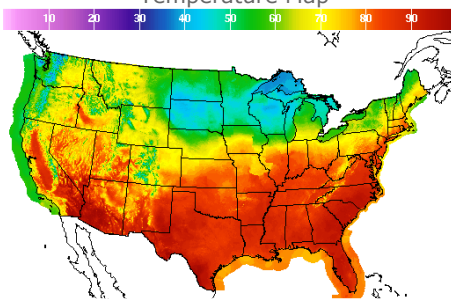
	Last	Change
US 2yr	0.1446	-0.0039
US 10yr	1.6062	0.0305
CAN 10yr	1.488	0.036

**EQUITIES**

	Last	Change
Nasdaq	13736.28	-1.72
TSX	1184.36	0.71
S&P 500	4200.88	4.89

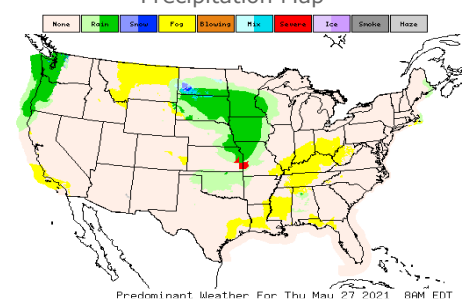
**Weather Data**

**Temperature Map**



City	HIGH °F	LOW °F
Calgary	70	44
Conway	56	33
Cushing	78	67
Denver	74	51
Houston	89	72
Mont Belvieu	85	73
Sarnia	52	44
Williston	56	41

**Precipitation Map**



This report has been prepared by PFL Petroleum Limited personnel for your information only and the views expressed are intended to provide market commentary and are not recommendations. This report is not an offer to sell or a solicitation of any offer to buy any security. The information contained herein has been compiled by PFL from sources believed to be reliable, but no representation or warranty, express or implied, is made by PFL Petroleum Limited, its affiliates or any other person as to its accuracy, completeness or correctness. Copyright 2017 PFL Petroleum Limited. All Rights Reserved