



MARKET DAILY

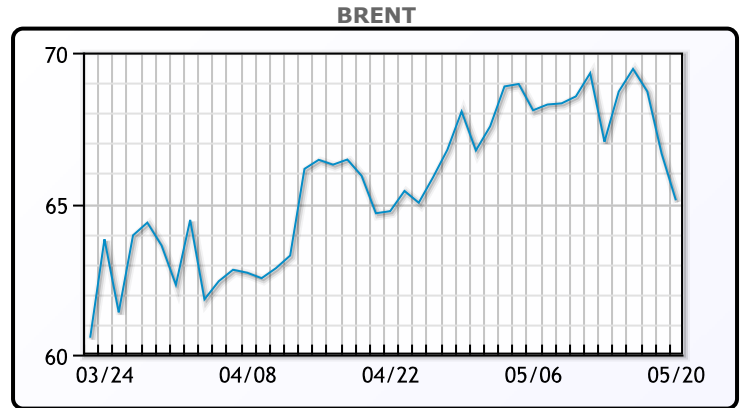
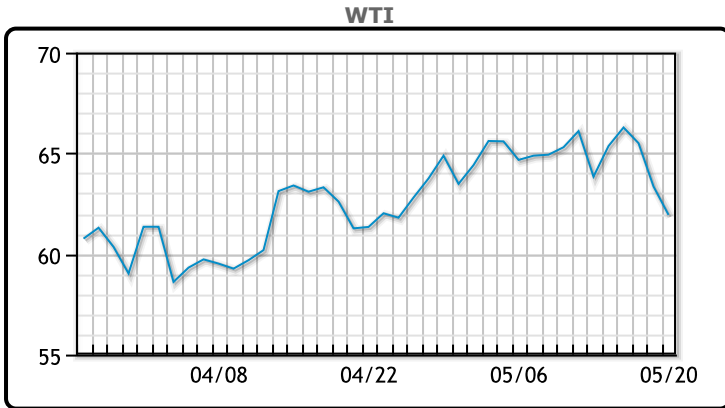
<https://www.pflpetroleum.com>
 1865 Veterans Park Dr. Suite 303
 Naples, Florida 34109
 Phone: 239-390-2885
 Fax: 239-949-0611
 May 20, 2021 6:49 PM

Major Energy Futures		
	Settle	Change
Brent	65.11	-1.55
Gas Oil	546.5	-22.5
Natural Gas	2.925	-0.039
RBOB	204.72	-5.48
ULSD	196.44	-4.27
WTI	61.94	-1.41

Market Commentary

Oil prices fell for a third straight day on fears of increased Iranian supply, as the Islamic Republic is making progress on the re-entering the nuclear deal, according to their President. European diplomats have contradicted the statement, saying success was not guaranteed and very difficult issues remained. Speculation that the U.S. Federal Reserve might at some point start to tighten policy weighed on the outlook for economic growth and has prompted some investors to reduce exposure to oil and other commodities. Concerns about the demand outlook in Asia also dragged prices down. Almost two-thirds of people tested in India show exposure to the coronavirus. WTI traded down \$1.41 or -2.23% to close at \$61.94. Brent traded down \$1.55 or -2.325% to close at \$65.11.

Crude & Product Markets

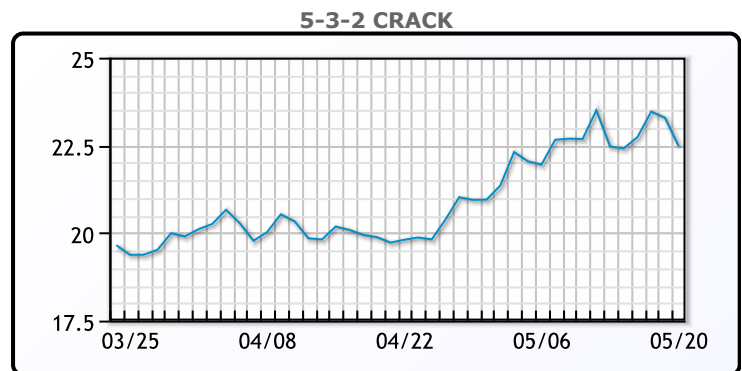
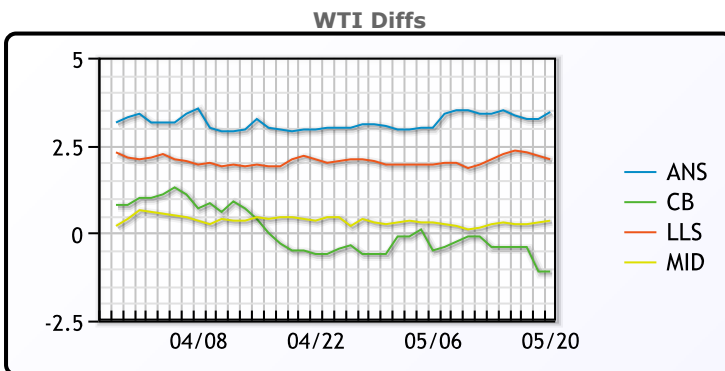


CRUDE

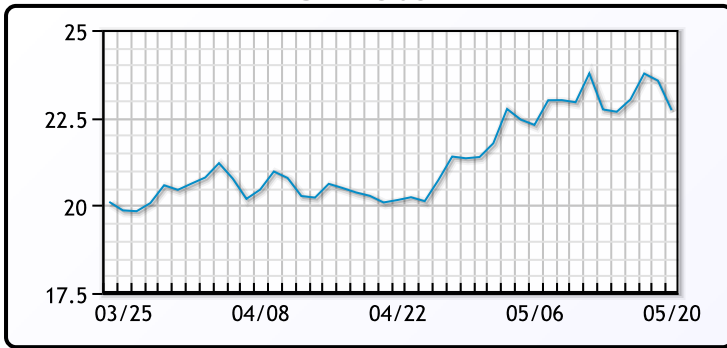
	Last	Week Ago	Month Ago
ANS	65.5	67.22	65.39
BLS	60.95	63.42	61.84
LLS	64.15	65.92	64.54
Mid	62.4	64.07	62.79
WTI	62.05	63.82	62.44

PRODUCTS

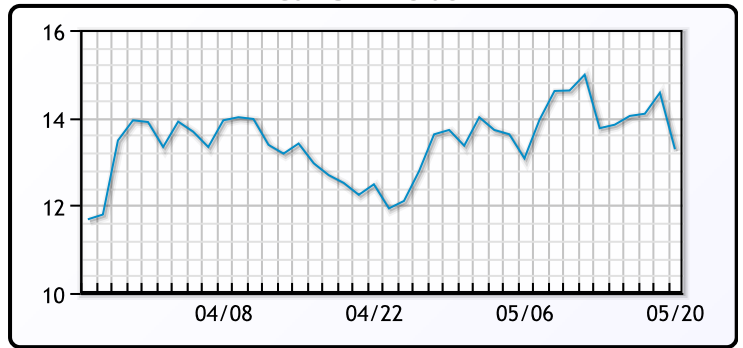
	Last	Week Ago	Month Ago
Gulf RBOB	199.34	203.41	196.24
Gulf ULSD	191.55	195.34	183.45
NYH RBOB	204.34	208.93	200.49
NYH ULSD	196.69	200.84	188.01
USGC 3%	53.13	56.38	58.13



3-2-1 Crack



Gulf 3-2-1 Crack



NGLs

MB

	Last	Week Ago	Month Ago
Butane	88.75	86.875	74.25
IsoButane	95	92.875	79.25
Natural Gasoline	136.75	141.25	139.25
Propane	82	79.875	73.5

CONWAY

	Last	Week Ago	Month Ago
Butane	91.5	89.25	76.75
IsoButane	114	104.5	96
Natural Gasoline	138	142.5	138
Propane	79.5	78.25	70

MB NON

	Last	Week Ago	Month Ago
Butane	94.75	92.875	80.25
IsoButane	95	92.875	79.25
Natural Gasoline	137	141.5	139.75
Propane	81.75	79.5	73.75

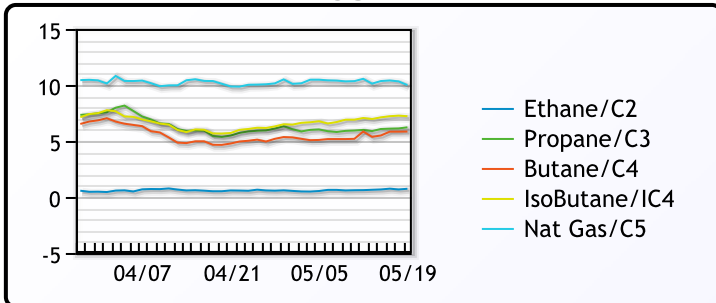
EDMONTON

	Last	Week Ago	Month Ago
Propane	55	54.25	42.75

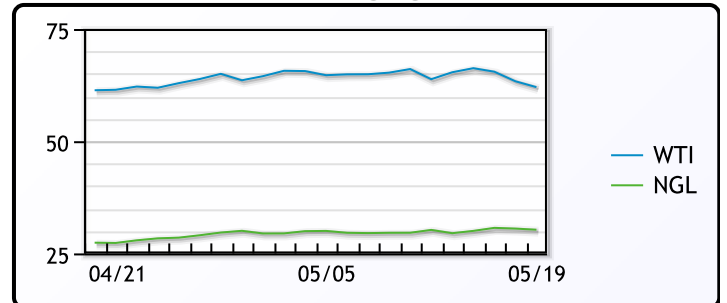
SARNIA

	Last	Week Ago	Month Ago
Propane	95	96	88.75

FRAC SPREAD



WTI vs NGL



FX

	Last	Change
CAD	1.2057	-0.0004
DXY	89.80801	-0.38299
Gold	1877.56	0.35

RATES

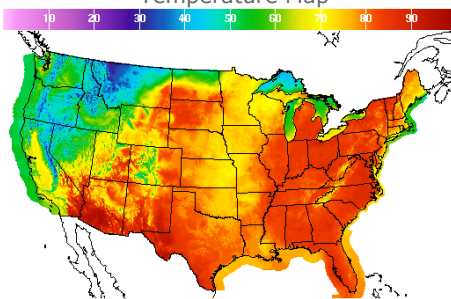
	Last	Change
US 2yr	0.1451	-0.0101
US 10yr	1.625	-0.046
CAN 10yr	1.544	-0.035

EQUITIES

	Last	Change
Nasdaq	13535.74	236
TSX	1170.7	8.009
S&P 500	4159.12	43.44

Weather Data

Temperature Map



City	HIGH °F	LOW °F
Calgary	39	30
Conway	63	48
Cushing	67	62
Denver	79	53
Houston	80	67
Mont Belvieu	80	67
Sarnia	81	61
Williston	68	49

Precipitation Map

