



MARKET DAILY

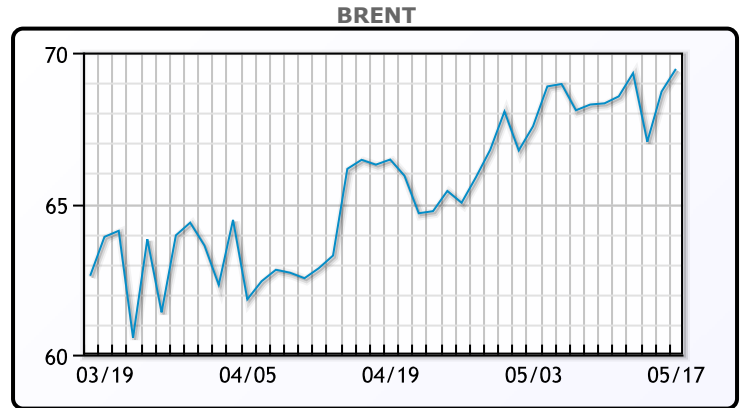
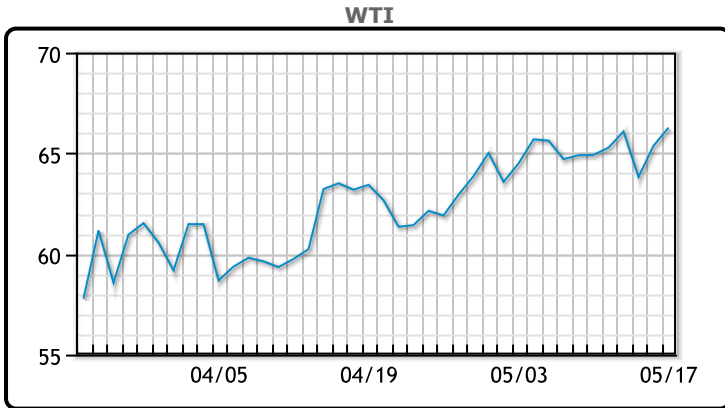
<https://www.pflpetroleum.com>
 1865 Veterans Park Dr. Suite 303
 Naples, Florida 34109
 Phone: 239-390-2885
 Fax: 239-949-0611
 May 17, 2021 7:08 PM

Major Energy Futures		
	Settle	Change
Brent	69.46	0.75
Gas Oil	563.5	8.5
Natural Gas	3.109	0.148
RBOB	215.83	3.17
ULSD	206.04	2.42
WTI	66.27	0.9

Market Commentary

Oil prices continued to climb today, buoyed by the rolling back of Covid restrictions in Europe and parts of the US. US air travel is picking up, with Sunday having the most air passengers since last March. United Airlines is planning to fly 80% of its US schedule compared to July 2019 this summer, and the airline is adding 400 daily flights European destinations. "The market is seemingly trapped between observing encouraging improvements in demand in the United States and Europe, and the sluggishness in consumption due to the persistence of COVID-19 in Asia," StoneX analyst Kevin Solomon said. WTI traded up \$.9 or 1.38% to close at 66.27. Brent traded up \$.75 or 1.1% to close at \$69.46.

Crude & Product Markets

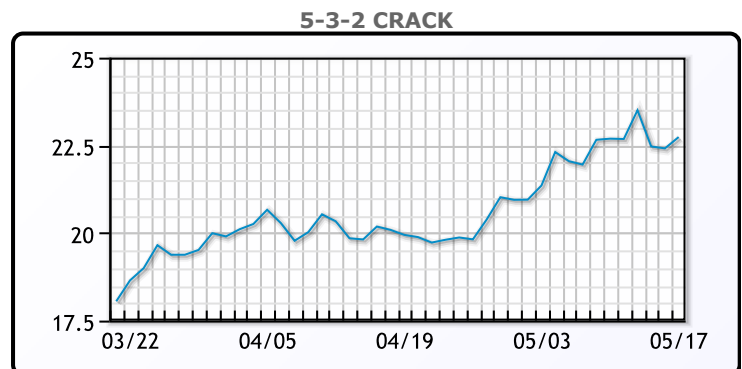
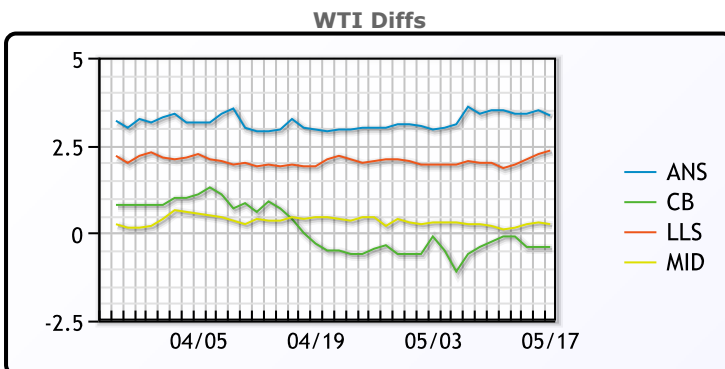


CRUDE

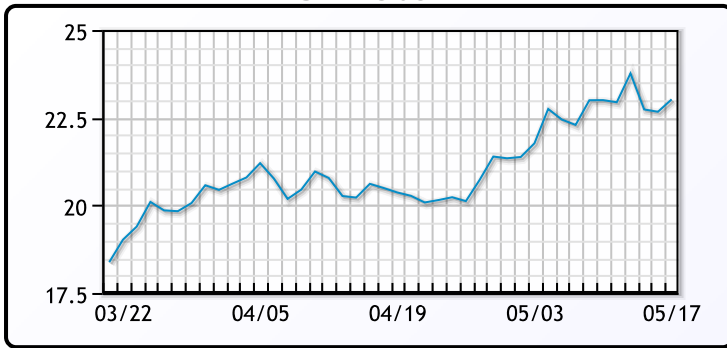
	Last	Week Ago	Month Ago
ANS	69.62	68.42	66.03
BLS	65.87	64.67	62.63
LLS	68.62	66.92	65.23
Mid	66.52	65.12	63.58
WTI	66.27	64.92	63.13

PRODUCTS

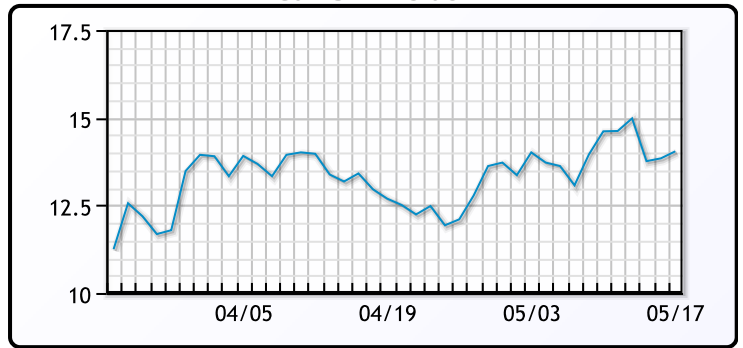
	Last	Week Ago	Month Ago
Gulf RBOB	209.83	208.09	198.24
Gulf ULSD	201.16	196.91	184.88
NYH RBOB	215.23	213.34	203.12
NYH ULSD	206.54	202.66	189.69
USGC 3%	58.13	58.13	59.63



3-2-1 Crack



Gulf 3-2-1 Crack



NGLs

MB

	Last	Week Ago	Month Ago
Butane	90.5	83	78
IsoButane	96.25	92.75	81.5
Natural Gasoline	145.25	143.75	141
Propane	82.75	80.38	77.88

CONWAY

	Last	Week Ago	Month Ago
Butane	93.5	88	79.25
IsoButane	110	110	99
Natural Gasoline	145.5	143.5	140.25
Propane	80.5	78	73

MB NON

	Last	Week Ago	Month Ago
Butane	96.5	91.13	83
IsoButane	96.25	92.75	81.5
Natural Gasoline	145.5	144.25	141.75
Propane	82.38	80	78.5

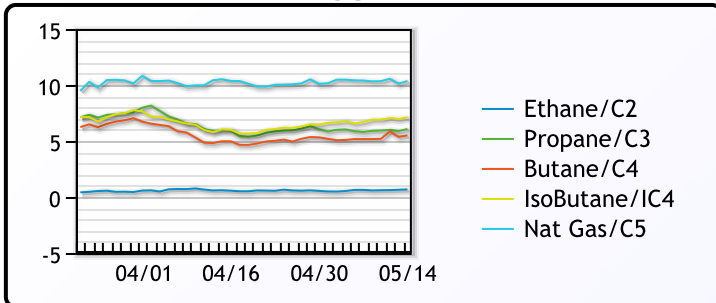
EDMONTON

	Last	Week Ago	Month Ago
Propane	56.38	54	46

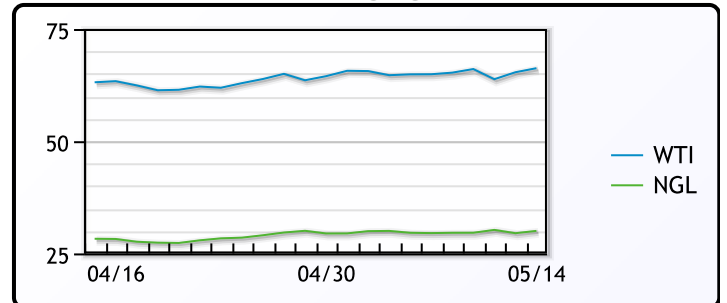
SARNIA

	Last	Week Ago	Month Ago
Propane	95	96	93

FRAC SPREAD



WTI vs NGL



FX

	Last	Change
CAD	1.2071	0.0003
DXY	90.164	-0.15701
Gold	1865.76	-1.14

RATES

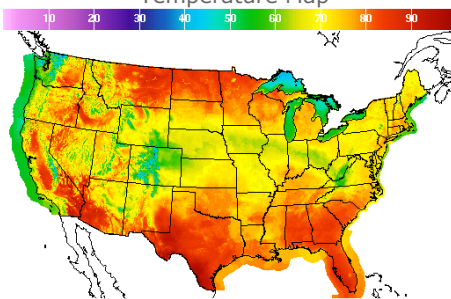
	Last	Change
US 2yr	0.1531	0.0061
US 10yr	1.6488	0.0204
CAN 10yr	1.577	0.018

EQUITIES

	Last	Change
Nasdaq	13379.05	-50.93
TSX	1166.5	6.439
S&P 500	4163.29	-10.56

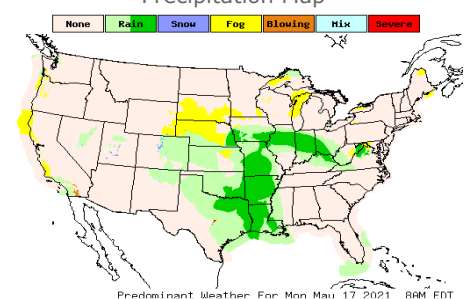
Weather Data

Temperature Map



City	HIGH °F	LOW °F
Calgary	78	52
Conway	83	58
Cushing	76	62
Denver	63	51
Houston	83	70
Mont Belvieu	82	70
Sarnia	69	53
Williston	82	57

Precipitation Map



This report has been prepared by PFL Petroleum Limited personnel for your information only and the views expressed are intended to provide market commentary and are not recommendations. This report is not an offer to sell or a solicitation of any offer to buy any security. The information contained herein has been compiled by PFL from sources believed to be reliable, but no representation or warranty, express or implied, is made by PFL Petroleum Limited, its affiliates or any other person as to its accuracy, completeness or correctness. Copyright 2017 PFL Petroleum Limited. All Rights Reserved