



# MARKET DAILY

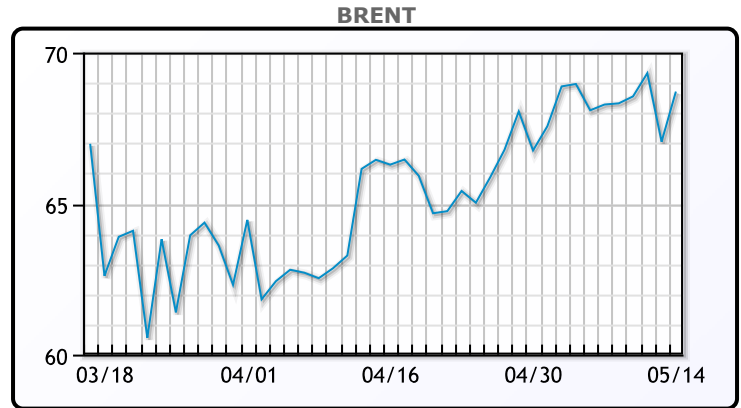
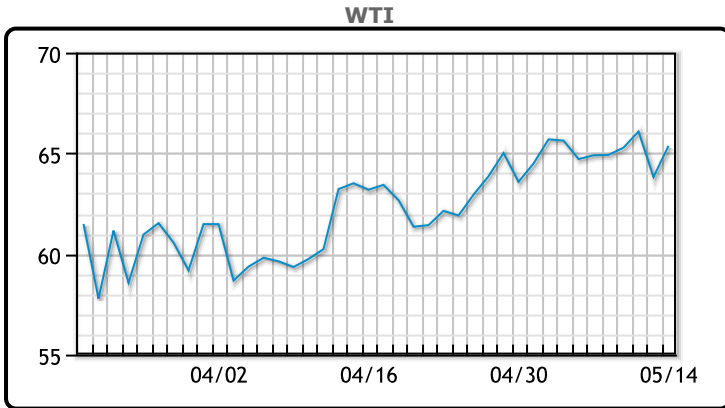
<https://www.pflpetroleum.com>  
 1865 Veterans Park Dr. Suite 303  
 Naples, Florida 34109  
 Phone: 239-390-2885  
 Fax: 239-949-0611  
 May 14, 2021 6:19 PM

Major Energy Futures		
	Settle	Change
Brent	68.71	1.66
Gas Oil	557.25	-20.25
Natural Gas	2.961	0.004
RBOB	212.66	-6.57
ULSD	203.62	-6.86
WTI	65.37	1.55

**Market Commentary**

Oil prices gained today, reversing yesterday's losses as financial markets strengthened. Global equities rose and the dollar slipped on Friday after Fed officials said there would be no immediate moves to tighten monetary policy. Oil markets have come under pressure this week from coronavirus cases in India as well as worries that the new variant first detected there is spreading to other countries. Declining crude stockpiles in the U.S. support the International Energy Agency's view that the world has largely worked off the surplus it accumulated when the pandemic started. While the agency cut its oil consumption forecasts in a monthly report, it said the glut is now just a small fraction of levels seen at the depths of the coronavirus fallout last year. "Inventories are still trending in the right direction," said Quinn Kiley, a portfolio manager at Tortoise. "The economy globally is reopening and that should continue, so we should see continuing draws." WTI traded up \$1.55 or 2.4% to close at \$65.37. Brent traded up \$1.66 or 2.48% to close at \$68.71.

## Crude & Product Markets

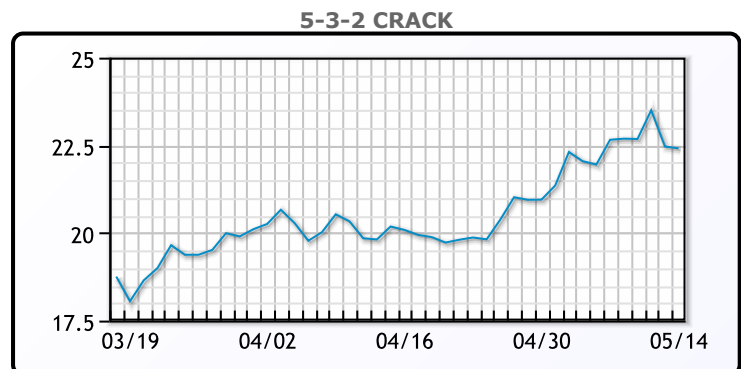
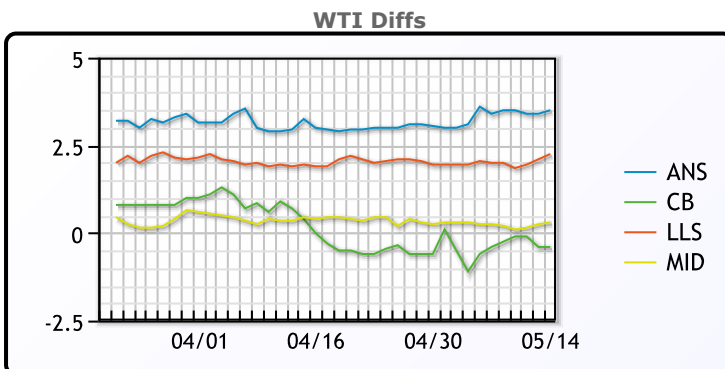


**CRUDE**

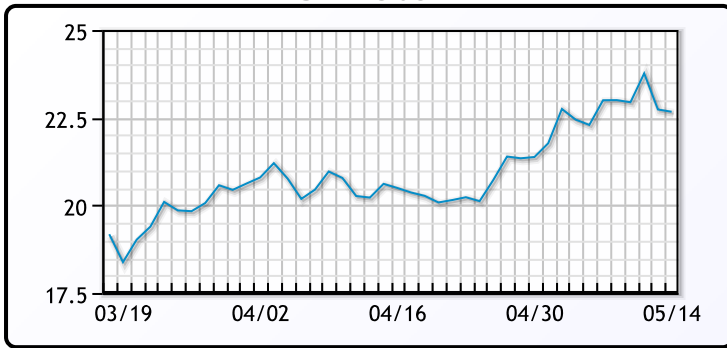
	Last	Week Ago	Month Ago
ANS	68.87	68.3	66.15
BLS	64.97	64.5	63.15
LLS	67.62	66.9	65.05
Mid	65.67	65.15	63.55
WTI	65.37	64.9	63.15

**PRODUCTS**

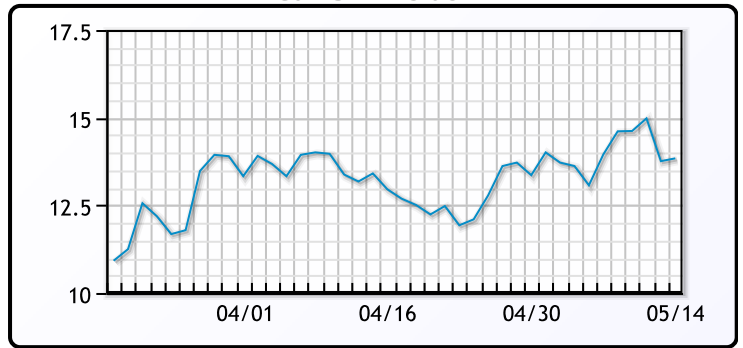
	Last	Week Ago	Month Ago
Gulf RBOB	206.66	207.44	200.3
Gulf ULSD	198.77	196.19	184.35
NYH RBOB	212.06	211.44	201.93
NYH ULSD	204.24	201.56	189
USGC 3%	57.63	60.13	58.38



**3-2-1 Crack**



**Gulf 3-2-1 Crack**



**NGLs**

**MB**

	Last	Week Ago	Month Ago
Butane	88.5	85	74.75
IsoButane	94.5	91	80.25
Natural Gasoline	143.75	144.5	141.5
Propane	81.5	79.5	77.375

**CONWAY**

	Last	Week Ago	Month Ago
Butane	91	87	76.25
IsoButane	105	111	101
Natural Gasoline	144	144.5	137.5
Propane	79.5	77.25	70.5

**MB NON**

	Last	Week Ago	Month Ago
Butane	94.5	91	81.25
IsoButane	94.5	91	80.25
Natural Gasoline	144	145	140.75
Propane	81.25	79.5	77.63

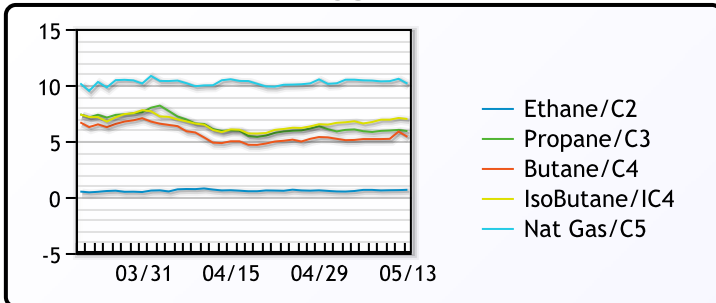
**EDMONTON**

	Last	Week Ago	Month Ago
Propane	55.5	51.75	44

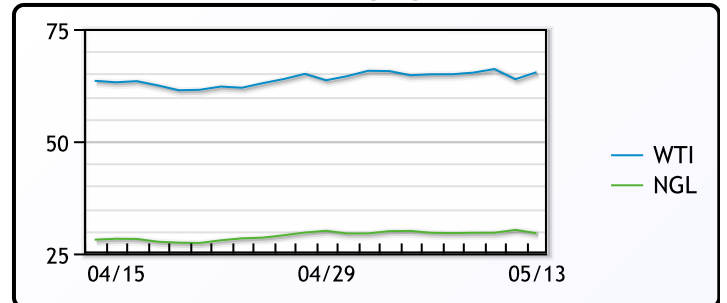
**SARNIA**

	Last	Week Ago	Month Ago
Propane	95	95.5	94.5

**FRAC SPREAD**



**WTI vs NGL**



**FX**

	Last	Change
CAD	1.2104	-0.0058
DXY	90.32101	-0.431
Gold	1843.43	16.71

**RATES**

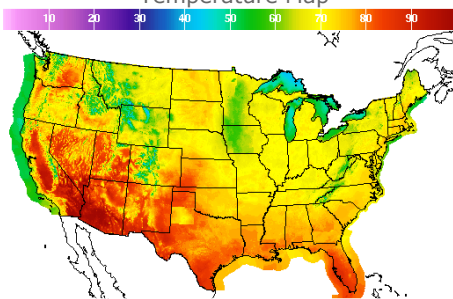
	Last	Change
US 2yr	0.147	-0.0059
US 10yr	1.6284	-0.029
CAN 10yr	1.559	-0.01

**EQUITIES**

	Last	Change
Nasdaq	13429.98	304.99
TSX	1160.06	12.848
S&P 500	4173.85	61.35

**Weather Data**

**Temperature Map**



City	HIGH °F	LOW °F
Calgary	65	41
Conway	67	49
Cushing	75	50
Denver	66	50
Houston	81	64
Mont Belvieu	79	61
Sarnia	67	44
Williston	69	51

**Precipitation Map**

