



MARKET DAILY

<https://www.pflpetroleum.com>
 1865 Veterans Park Dr. Suite 303
 Naples, Florida 34109
 Phone: 239-390-2885
 Fax: 239-949-0611
 May 13, 2021 7:44 PM

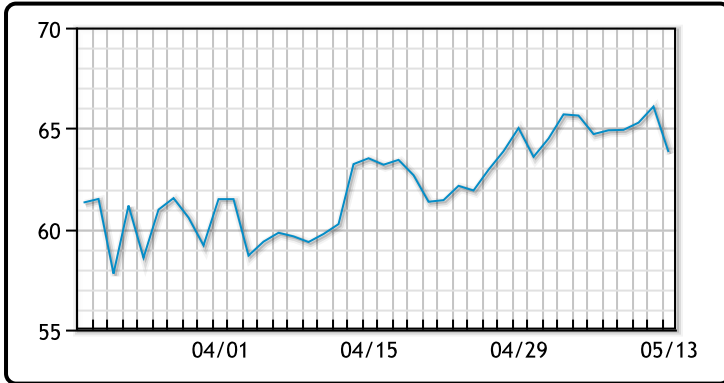
Major Energy Futures		
	Settle	Change
Brent	67.05	-2.27
Gas Oil	548.75	11.5
Natural Gas	2.973	0.004
RBOB	209.53	-6.57
ULSD	200.09	-6.86
WTI	63.82	-2.26

Market Commentary

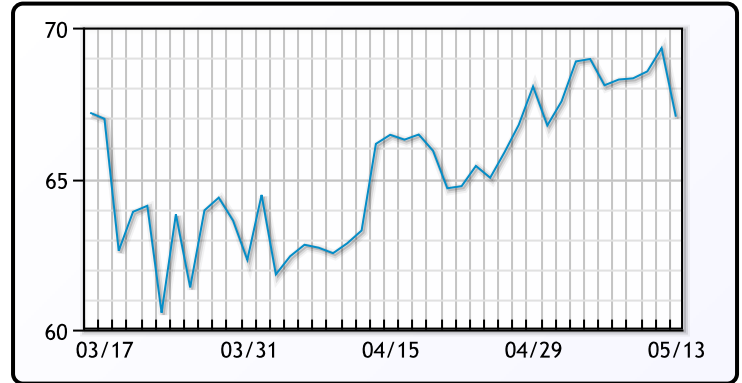
Oil prices came off big today as the colonial pipeline resumed operations. Financial markets have been under pressure from rising inflation, with CPI for last month rising above 4%. "The oil complex is seeing a double whammy this morning from the reported restart of the Colonial pipeline and a major reduction in risk appetite that is spinning off an escalation of inflation worries that has spurred the plunge in the stock market," said Jim Ritterbusch, president of Ritterbusch and Associates. Rising commodities, higher CPI and labor shortages may force the Fed to raise rates – strengthening the dollar and making oil for expensive for foreign buyers. WTI traded down \$2.26 or -3.42% to close at \$63.82. Brent traded down \$2.27 or -3.28% to close at \$67.05

Crude & Product Markets

WTI



BRENT



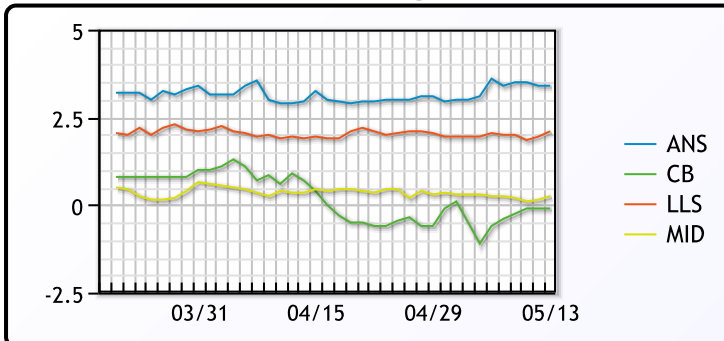
CRUDE

	Last	Week Ago	Month Ago
ANS	67.22	68.31	63.43
BLS	63.72	64.11	60.58
LLS	65.92	66.76	62.13
Mid	64.07	64.96	60.63
WTI	63.82	64.71	60.18

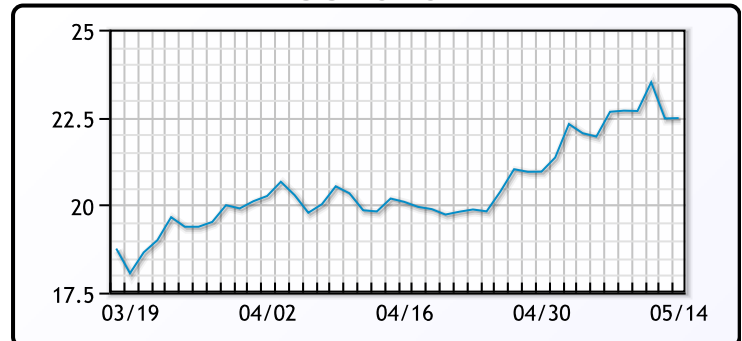
PRODUCTS

	Last	Week Ago	Month Ago
Gulf RBOB	203.41	205.75	194.57
Gulf ULSD	195.34	194.15	176.7
NYH RBOB	208.93	211.12	179.57
NYH ULSD	200.84	199.25	181.4
USGC 3%	56.38	58.88	55.13

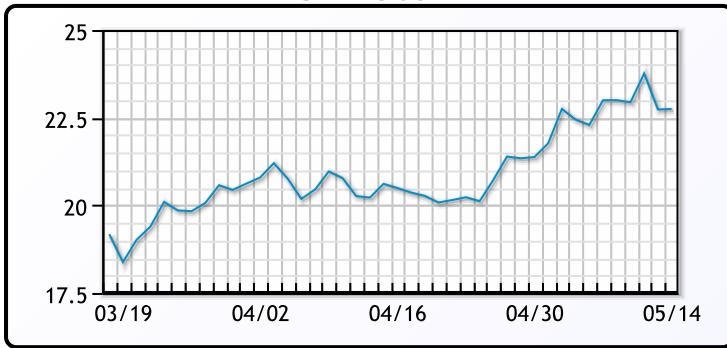
WTI Diffs



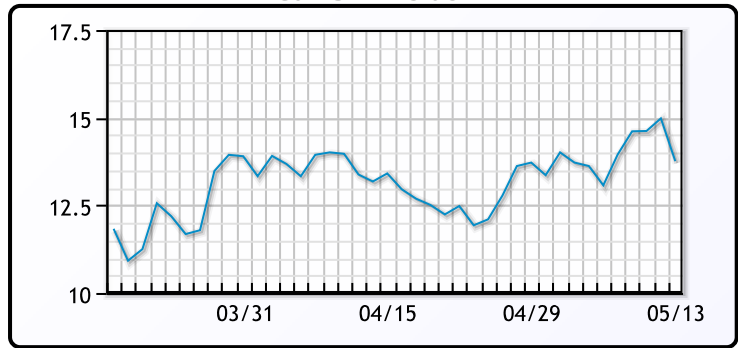
5-3-2 CRACK



3-2-1 Crack



Gulf 3-2-1 Crack



NGLs

MB

	Last	Week Ago	Month Ago
Butane	84.75	83	76
IsoButane	93	89.5	80.63
Natural Gasoline	141.25	144.75	136
Propane	79.88	80.13	78.5

CONWAY

	Last	Week Ago	Month Ago
Butane	89.5	86.75	77.25
IsoButane	106	110	102
Natural Gasoline	141.5	144	133
Propane	78.25	76.75	71.75

MB NON

	Last	Week Ago	Month Ago
Butane	93.25	90.13	81
IsoButane	93	89.5	80.63
Natural Gasoline	141.5	145	135.5
Propane	79.5	80.13	79

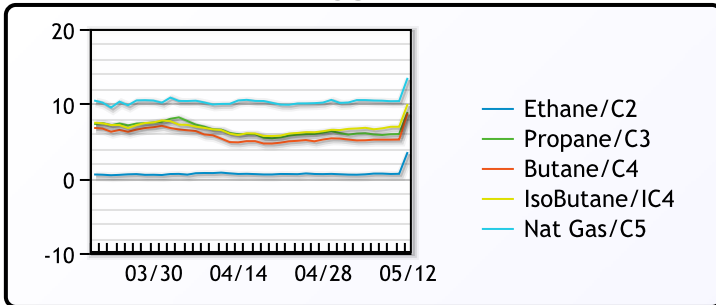
EDMONTON

	Last	Week Ago	Month Ago
Propane	54.25	51.75	44.75

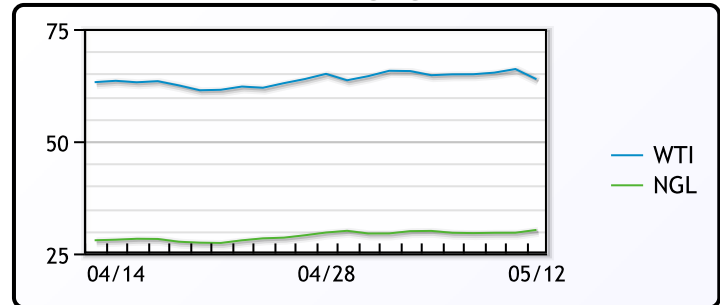
SARNIA

	Last	Week Ago	Month Ago
Propane	96	95.5	102.25

FRAC SPREAD



WTI vs NGL



FX

	Last	Change
CAD	1.2169	0.0007
DXY	90.75201	0.039
Gold	1825.7	-1.02

RATES

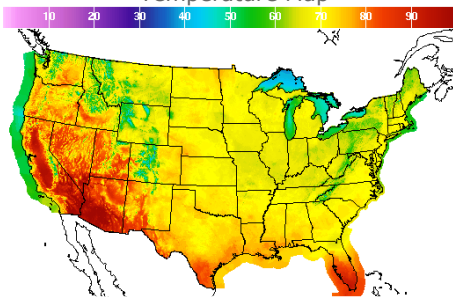
	Last	Change
US 2yr	0.1529	-0.01
US 10yr	1.6574	-0.0342
CAN 10yr	1.569	-0.03

EQUITIES

	Last	Change
Nasdaq	13124.99	93.31
TSX	1147.21	3.256
S&P 500	4112.5	49.46

Weather Data

Temperature Map



City	HIGH °F	LOW °F
Calgary	59	45
Conway	70	50
Cushing	70	45
Denver	73	45
Houston	77	64
Mont Belvieu	76	62
Sarnia	59	41
Williston	69	45

Precipitation Map

