



MARKET DAILY

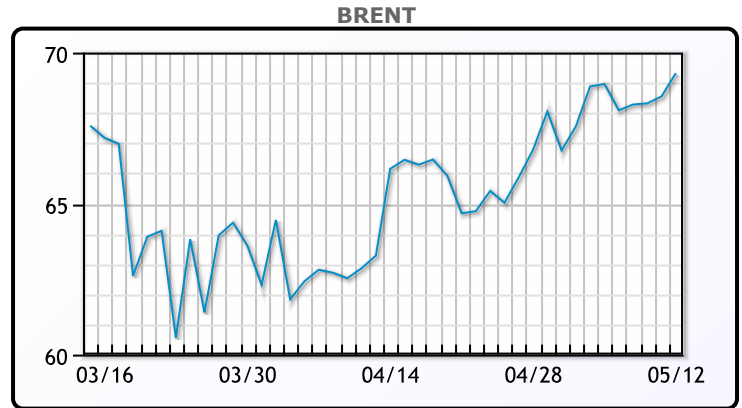
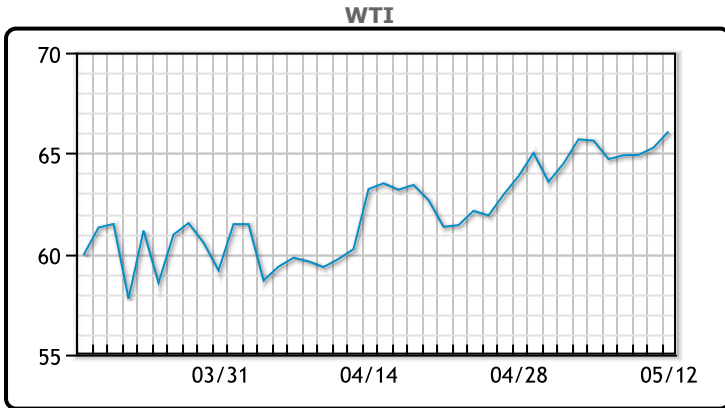
<https://www.pflpetroleum.com>
 1865 Veterans Park Dr. Suite 303
 Naples, Florida 34109
 Phone: 239-390-2885
 Fax: 239-949-0611
 May 12, 2021 8:46 PM

Major Energy Futures		
	Settle	Change
Brent	69.32	0.77
Gas Oil	569	11.5
Natural Gas	2.969	0.014
RBOB	216.1	2.11
ULSD	206.95	2.78
WTI	66.08	0.8

Market Commentary

Oil prices had a strong session today, closing at eight week highs after today's EIA report showed a large drop in exports. Exports fell to 1.8MM/bpd, their lowest level since 2018. US commercial crude inventories fell by 400K/bbls last week, compared to a forecasted 600K/bbl drop. The drawbacks were a drop in utilization (-.4%) and a rise in gasoline inventories. "At this time of year we should be burning through a lot of gasoline and that's not what this report is showing," said Bob Yawger, director of energy futures at Mizuho in New York. Gasoline inventories increased by 400K/bbls and distillate increased decreased by 1.7MM/bbls. "The export (drop) is the bullish element keeping trade propped up," Tony Headrick, energy market analyst at CHS Hedging, said, noting the crude stock "drawdown combined with the lack of exports is good sign."

Crude & Product Markets

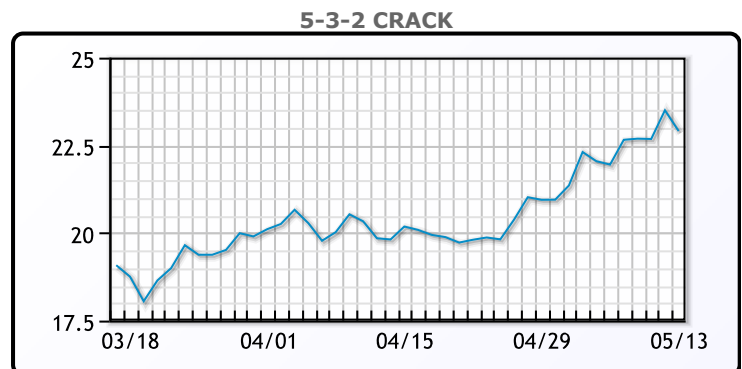
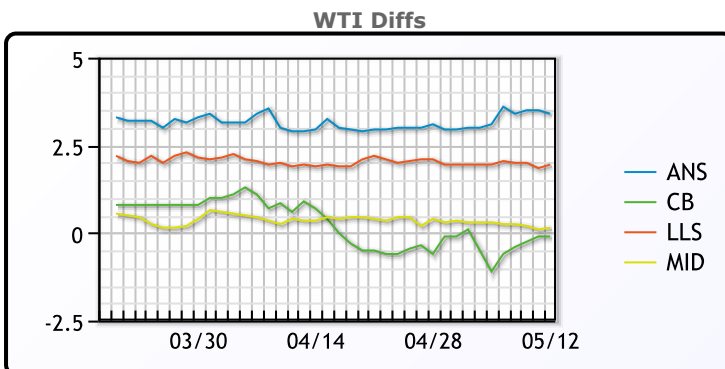


CRUDE

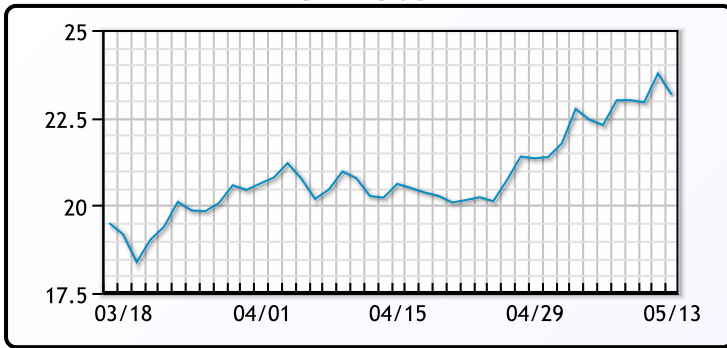
	Last	Week Ago	Month Ago
ANS	69.48	68.73	62.65
BLS	65.98	64.53	60.4
LLS	68.03	67.58	61.6
Mid	66.23	65.93	60.05
WTI	66.08	65.63	59.7

PRODUCTS

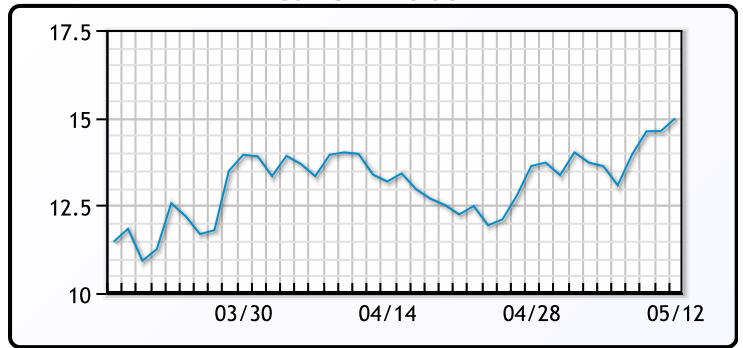
	Last	Week Ago	Month Ago
Gulf RBOB	209.1	209.63	194.25
Gulf ULSD	202.45	195.45	176.13
NYH RBOB	215.72	214.75	176
NYH ULSD	207.82	200.68	180.8
USGC 3%	58.88	59.38	54.13



3-2-1 Crack



Gulf 3-2-1 Crack



NGLs

MB

	Last	Week Ago	Month Ago
Butane	89.88	83	79.75
IsoButane	94.13	92.13	84.13
Natural Gasoline	146.25	146.25	134.75
Propane	81.13	82.25	81.75

CONWAY

	Last	Week Ago	Month Ago
Butane	90.75	87.5	80
IsoButane	106	105.5	105
Natural Gasoline	146	146	134.5
Propane	79.5	78.75	74

MB NON

	Last	Week Ago	Month Ago
Butane	94.38	92.13	85.25
IsoButane	94.13	92.13	84.13
Natural Gasoline	146.5	146.75	134.25
Propane	80.75	81.63	82.25

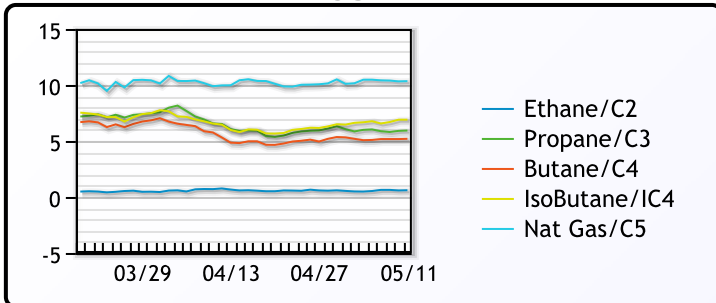
EDMONTON

	Last	Week Ago	Month Ago
Propane	55.5	53.75	46

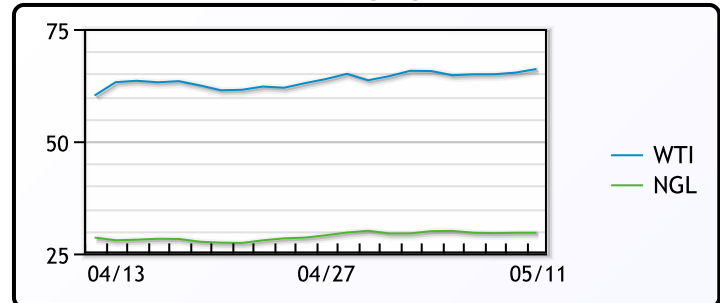
SARNIA

	Last	Week Ago	Month Ago
Propane	96	95.5	102.25

FRAC SPREAD



WTI vs NGL



FX

	Last	Change
CAD	1.2114	-0.002
DXY	90.751	0.03799
Gold	1817.38	1.69

RATES

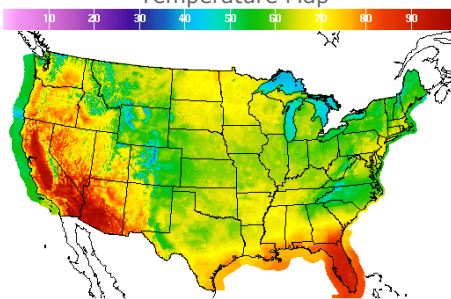
	Last	Change
US 2yr	0.1629	0
US 10yr	1.6847	-0.0069
CAN 10yr	1.599	0.059

EQUITIES

	Last	Change
Nasdaq	13031.68	-357.75
TSX	1143.954	-7.115
S&P 500	4063.04	-89.06

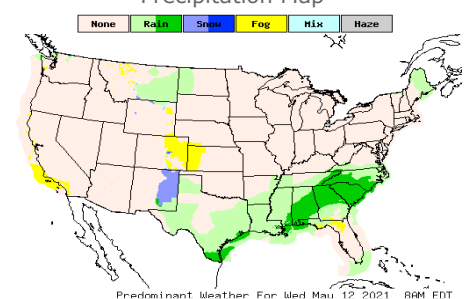
Weather Data

Temperature Map



City	HIGH °F	LOW °F
Calgary	59	37
Conway	70	46
Cushing	61	44
Denver	61	36
Houston	74	66
Mont Belvieu	72	65
Sarnia	50	36
Williston	63	46

Precipitation Map



This report has been prepared by PFL Petroleum Limited personnel for your information only and the views expressed are intended to provide market commentary and are not recommendations. This report is not an offer to sell or a solicitation of any offer to buy any security. The information contained herein has been compiled by PFL from sources believed to be reliable, but no representation or warranty, express or implied, is made by PFL Petroleum Limited, its affiliates or any other person as to its accuracy, completeness or correctness. Copyright 2017 PFL Petroleum Limited. All Rights Reserved