



# MARKET DAILY

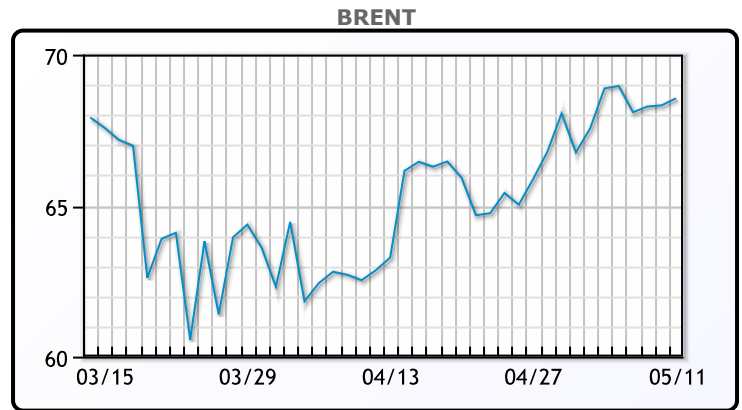
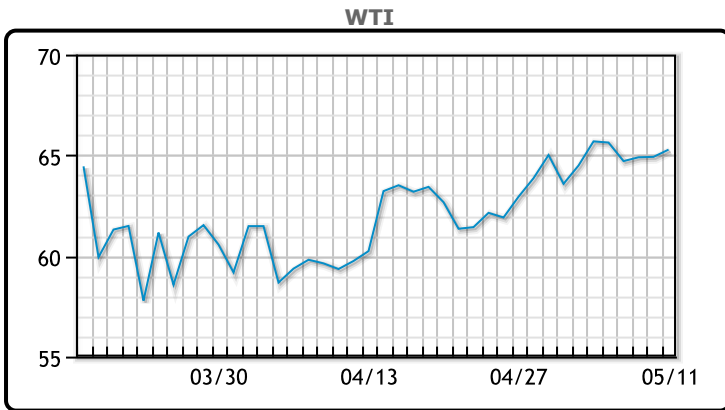
<https://www.pflpetroleum.com>  
 1865 Veterans Park Dr. Suite 303  
 Naples, Florida 34109  
 Phone: 239-390-2885  
 Fax: 239-949-0611  
 May 11, 2021 7:53 PM

Major Energy Futures		
	Settle	Change
Brent	68.55	0.23
Gas Oil	556.25	2
Natural Gas	2.955	0.023
RBOB	213.99	0.65
ULSD	204.17	2.51
WTI	65.28	0.36

**Market Commentary**

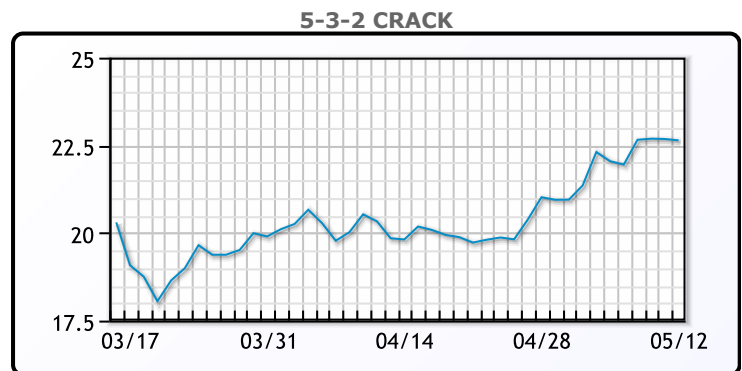
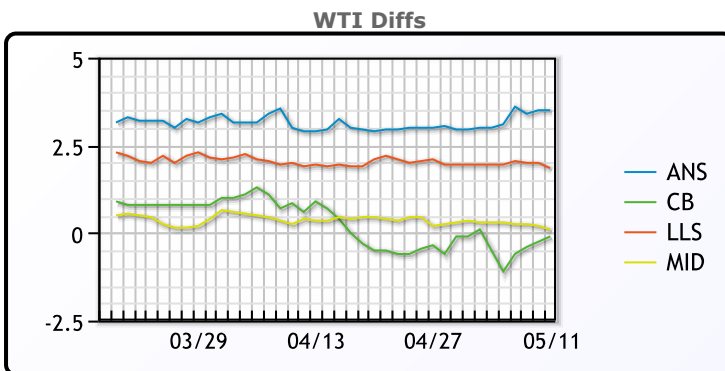
Oil prices were mostly flat today, initially trading down earlier in the session but trading back up later in the day. All eyes are on the Colonial Pipeline and its efforts to restart, keeping a floor under prices as fears of fuel shortages grow. Colonial is hoping to have the line substantially restored by the end of the week, and certain federal agencies are taking measures to assist with fuel distribution. Traders have booked at least four tankers to store refined oil products off the USGC. OPEC on Tuesday raised its forecast for demand for its crude by 200,000 bpd and stuck to its prediction of a strong recovery in global oil demand this year. WTI traded up \$.36 or .55% to close at \$65.28. Brent traded up \$.23 or .34% to close at \$68.55.

## Crude & Product Markets

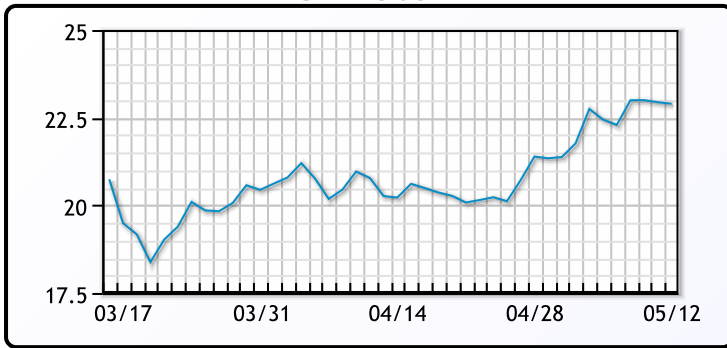


CRUDE			
	Last	Week Ago	Month Ago
ANS	68.78	68.69	62.22
BLS	65.18	65.19	60.22
LLS	67.13	67.64	61.27
Mid	65.38	65.99	59.67
WTI	65.28	65.69	59.32

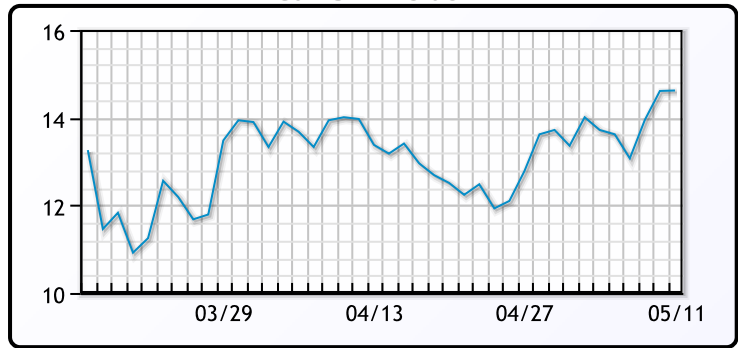
PRODUCTS			
	Last	Week Ago	Month Ago
Gulf RBOB	208.49	209.87	193.96
Gulf ULSD	199.37	195.13	176.26
NYH RBOB	213.74	214.75	178.96
NYH ULSD	204.92	200.13	180.76
USGC 3%	58.38	59.38	53.63



**3-2-1 Crack**



**Gulf 3-2-1 Crack**



**NGLs**

**MB**

	Last	Week Ago	Month Ago
Butane	83	83	84.13
IsoButane	92.5	91.5	84.88
Natural Gasoline	143.75	146.5	133.88
Propane	80.5	82.13	82

**CONWAY**

	Last	Week Ago	Month Ago
Butane	88	88	80.5
IsoButane	106	105.5	103
Natural Gasoline	144	146	133.25
Propane	78.5	78.75	74.63

**MB NON**

	Last	Week Ago	Month Ago
Butane	92.75	92	86.13
IsoButane	92.5	91.5	84.88
Natural Gasoline	144.75	147	134.13
Propane	79.75	81.13	82.5

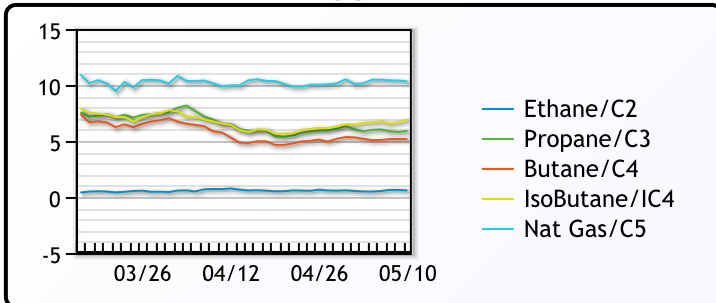
**EDMONTON**

	Last	Week Ago	Month Ago
Propane	54.5	53.75	45.63

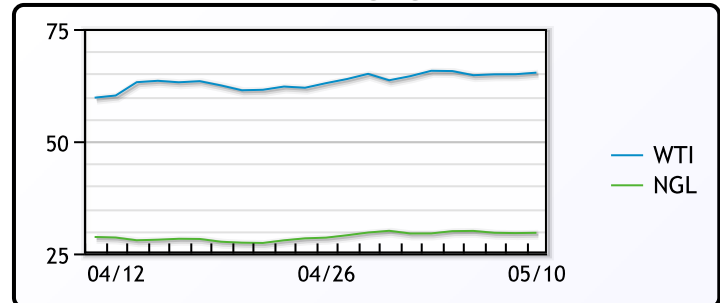
**SARNIA**

	Last	Week Ago	Month Ago
Propane	96	95.5	102.25

**FRAC SPREAD**



**WTI vs NGL**



**FX**

	Last	Change
CAD	1.2098	-0.0004
DXY	90.14101	-0.071
Gold	1835.57	-1.9

**RATES**

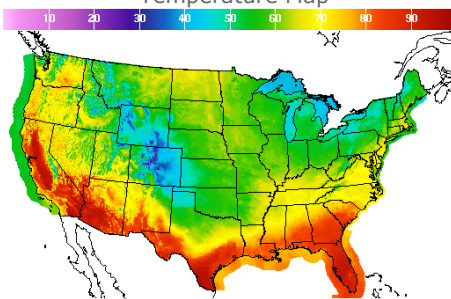
	Last	Change
US 2yr	0.1588	0.006
US 10yr	1.6217	0.0197
CAN 10yr	1.54	0.024

**EQUITIES**

	Last	Change
Nasdaq	13389.43	-12.43
TSX	1151.07	-4.905
S&P 500	4152.1	-36.33

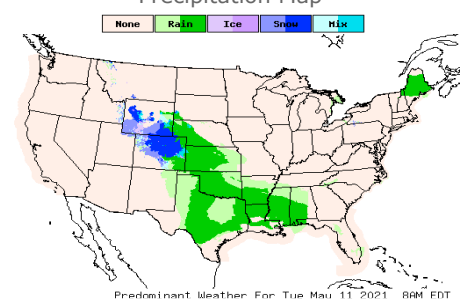
**Weather Data**

**Temperature Map**



City	HIGH °F	LOW °F
Calgary	54	38
Conway	66	40
Cushing	53	46
Denver	40	34
Houston	90	73
Mont Belvieu	84	70
Sarnia	46	33
Williston	65	42

**Precipitation Map**



This report has been prepared by PFL Petroleum Limited personnel for your information only and the views expressed are intended to provide market commentary and are not recommendations. This report is not an offer to sell or a solicitation of any offer to buy any security. The information contained herein has been compiled by PFL from sources believed to be reliable, but no representation or warranty, express or implied, is made by PFL Petroleum Limited, its affiliates or any other person as to its accuracy, completeness or correctness. Copyright 2017 PFL Petroleum Limited. All Rights Reserved