



# MARKET DAILY

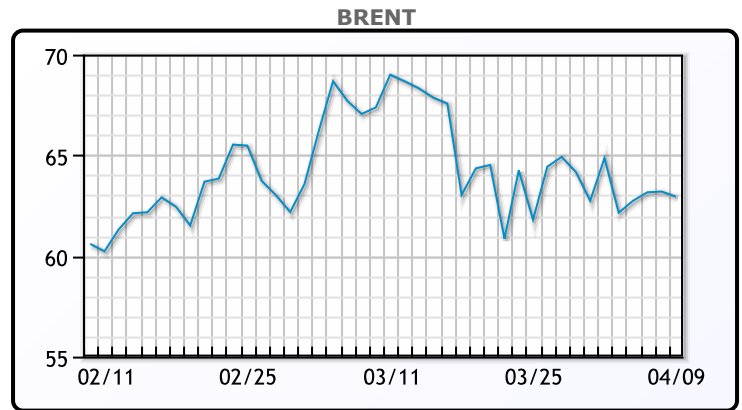
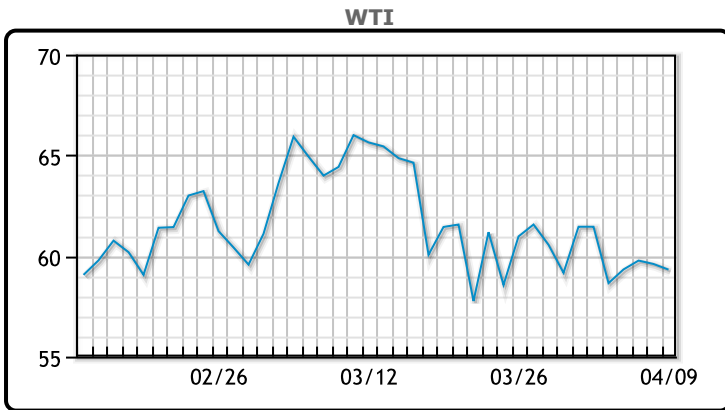
<https://www.pflpetroleum.com>  
 1865 Veterans Park Dr. Suite 303  
 Naples, Florida 34109  
 Phone: 239-390-2885  
 Fax: 239-949-0611  
 Apr 9, 2021 5:27 PM

Major Energy Futures		
	Settle	Change
Brent	62.95	-0.13
Gas Oil	503.75	7
Natural Gas	2.526	0.002
RBOB	196.21	0.75
ULSD	180.76	0.19
WTI	59.32	-0.28

**Market Commentary**

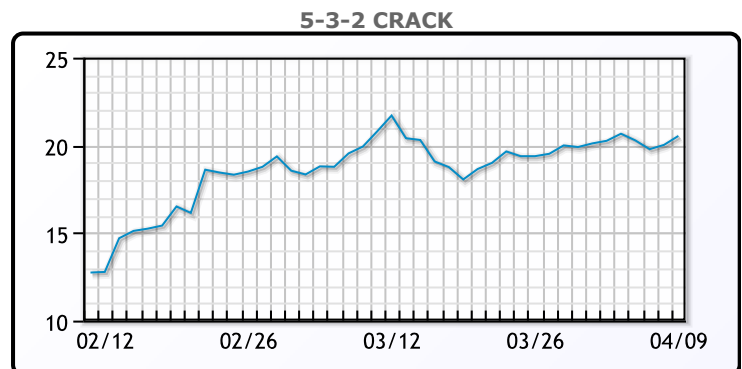
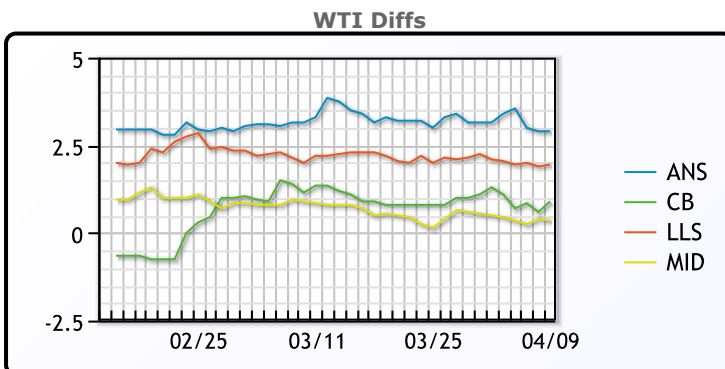
Oil prices edged lower today as both contracts were set to close down for the week. Oil seems to be in a wait and see mode as the market balances inventories, rising OPEC production, the global vaccine rollout, and other geopolitical issues. Delegates said Iran and the US are making progress towards reentering the nuclear deal, but Iran is still indicating there are disagreements over lifting sanctions. If this happens there could be a lot more Iranian crude that hits the market. "Favorable oil demand prospects are being largely offset by the expected increase in OPEC + production that could be approximating 2 million barrels per day by the end of July," said Jim Ritterbusch, president of Ritterbusch and Associates. A falling dollar and rising stock market is also helping to give prices a boost. The US dollar hit two-week lows yesterday, tracking treasury yields lower. WTI traded down \$.28 or -.47% to close at \$59.32. Brent traded down \$.13 or -.21% to close at \$63.07.

## Crude & Product Markets

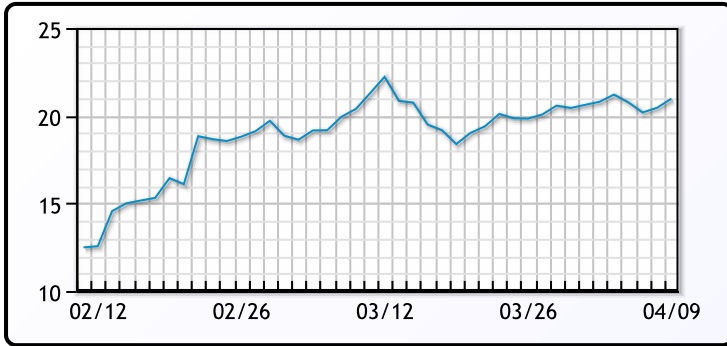


CRUDE			
	Last	Week Ago	Month Ago
ANS	62.22	64.6	67.31
BLS	60.22	62.75	65.36
LLS	61.27	63.55	66.21
Mid	59.67	61.95	64.86
WTI	59.32	61.45	64.01

PRODUCTS			
	Last	Week Ago	Month Ago
Gulf RBOB	193.96	197.98	199.77
Gulf ULSD	176.26	178.26	187.98
NYH RBOB	178.96	190.23	194.02
NYH ULSD	180.76	182.91	189.85
USGC 3%	53.63	54.63	57.88



**3-2-1 Crack**



**Gulf 3-2-1 Crack**



**NGLs**

**MB**

	Last	Week Ago	Month Ago
Butane	80.75	93.25	102
IsoButane	85.25	94.5	98.25
Natural Gasoline	136.5	144.75	151
Propane	82.25	94.5	91.75

**MB NON**

	Last	Week Ago	Month Ago
Butane	85.75	95.25	100
IsoButane	85.25	94.5	98.25
Natural Gasoline	134.75	143.25	148.75
Propane	85.25	96.63	93.5

**CONWAY**

	Last	Week Ago	Month Ago
Butane	81	89	95
IsoButane	104	108	121.5
Natural Gasoline	133.5	139.5	148.75
Propane	76	83.5	84.5

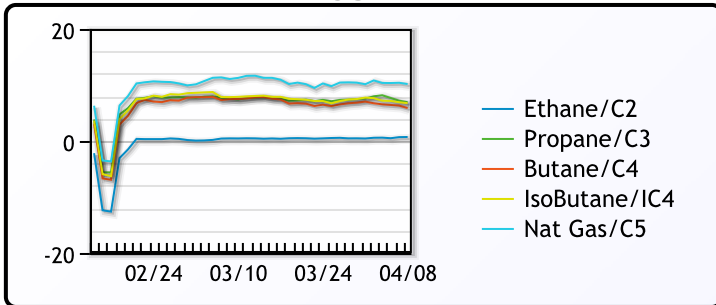
**EDMONTON**

	Last	Week Ago	Month Ago
Propane	48.25	53.5	54.75

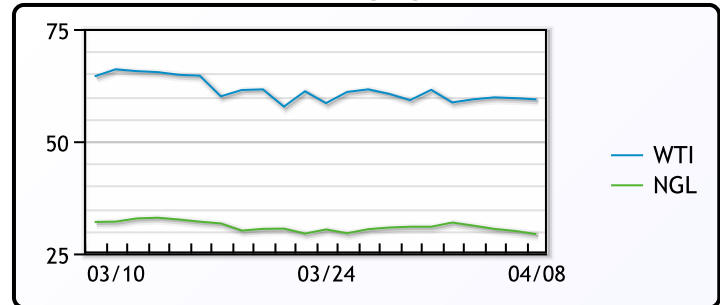
**SARNIA**

	Last	Week Ago	Month Ago
Propane	114.75	109.5	114

**FRAC SPREAD**



**WTI vs NGL**



**FX**

	Last	Change
CAD	1.253	-0.0032
DXY	92.182	0.12299
Gold	1743.88	-11.96

**RATES**

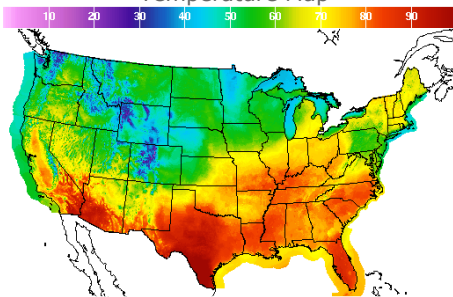
	Last	Change
US 2yr	0.1548	0.006
US 10yr	1.6585	0.0393
CAN 10yr	1.497	0.034

**EQUITIES**

	Last	Change
Nasdaq	13900.19	70.88
TSX	1145.49	0.3
S&P 500	4128.8	31.63

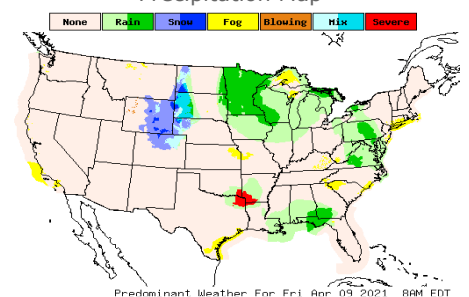
**Weather Data**

**Temperature Map**



City	HIGH °F	LOW °F
Calgary	51	29
Conway	50	39
Cushing	74	52
Denver	56	39
Houston	86	68
Mont Belvieu	79	68
Sarnia	70	52
Williston	52	37

**Precipitation Map**



This report has been prepared by PFL Petroleum Limited personnel for your information only and the views expressed are intended to provide market commentary and are not recommendations. This report is not an offer to sell or a solicitation of any offer to buy any security. The information contained herein has been compiled by PFL from sources believed to be reliable, but no representation or warranty, express or implied, is made by PFL Petroleum Limited, its affiliates or any other person as to its accuracy, completeness or correctness. Copyright 2017 PFL Petroleum Limited. All Rights Reserved