



MARKET DAILY

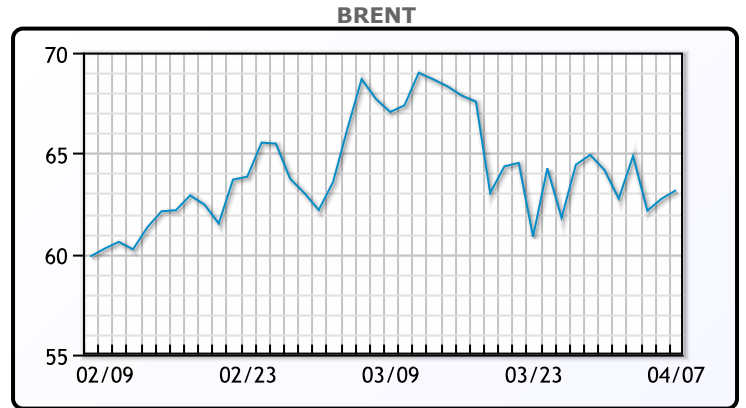
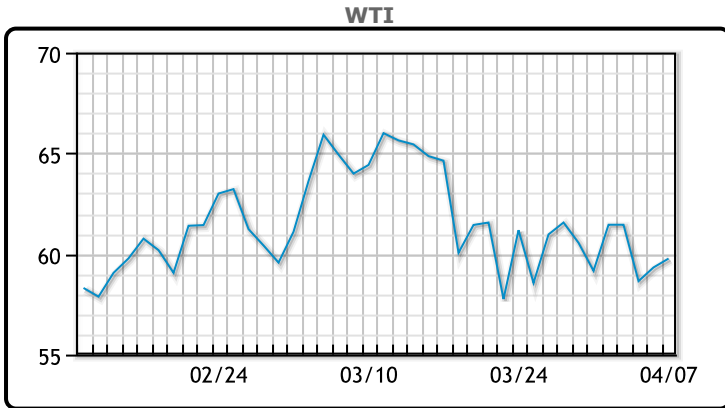
<https://www.pflpetroleum.com>
 1865 Veterans Park Dr. Suite 303
 Naples, Florida 34109
 Phone: 239-390-2885
 Fax: 239-949-0611
 Apr 7, 2021 7:02 PM

Major Energy Futures		
	Settle	Change
Brent	63.16	0.42
Gas Oil	493.5	5
Natural Gas	2.52	0.064
RBOB	195.18	-1.45
ULSD	180.79	1.38
WTI	59.77	0.44

Market Commentary

Oil prices were mostly flat today on the back of a large crude inventory drawdown but a big build in gasoline inventories. US commercial crude inventories had a drawdown of 3.5MM/bbls, the largest draw since Feb 12th. This was driven by a 4.16MM/bbl draw in the Gulf. Gasoline inventories increased by 4MM/bbls, fanning fears that new COVID restrictions will weaken the global recovery in fuel demand. Distillate inventories increased by 1.45MM/bbls, slightly higher than the average guess of about 600K/bbls. "The gasoline rise more than offsets the crude oil draw," said John Kilduff, partner at Again Capital in New York. "It shows you the issues remain in terms of demand for the complex." WTI traded up \$.44 or .74% to close at \$59.77. Brent traded up \$.42 or .67% to close at \$63.16.

Crude & Product Markets

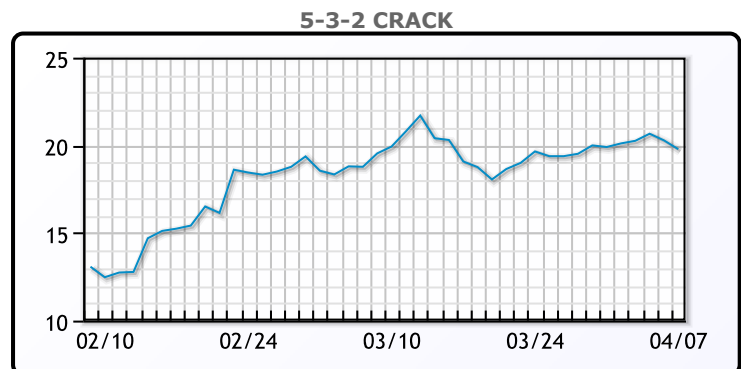
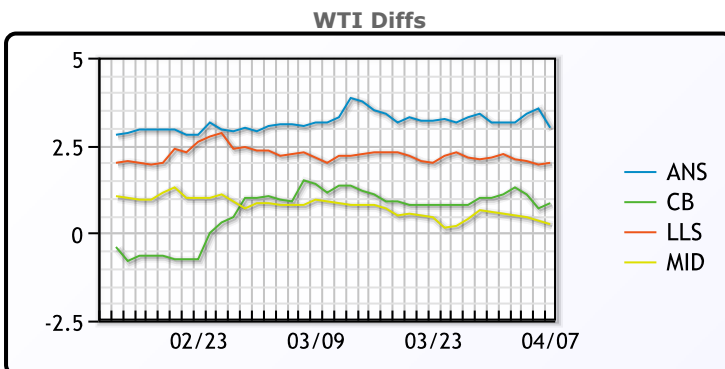


CRUDE

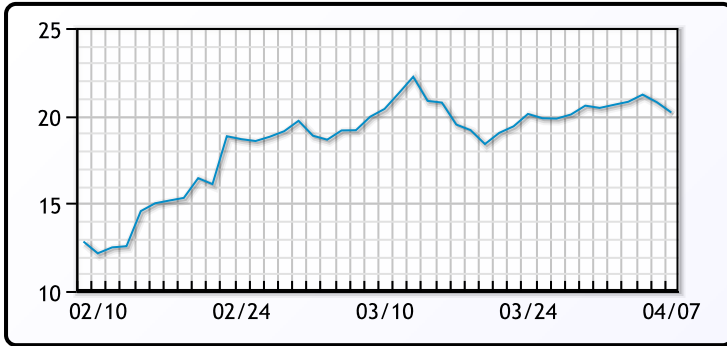
	Last	Week Ago	Month Ago
ANS	62.77	62.31	69.24
BLS	60.62	60.26	67.49
LLS	61.77	61.41	68.24
Mid	60.02	59.71	67.04
WTI	59.77	59.16	66.09

PRODUCTS

	Last	Week Ago	Month Ago
Gulf RBOB	192.68	191.72	197.35
Gulf ULSD	176.04	172.21	192
NYH RBOB	180.18	184.33	195.47
NYH ULSD	181.04	177.13	194.4
USGC 3%	53.88	52.63	59.88



3-2-1 Crack



Gulf 3-2-1 Crack



NGLs

MB

	Last	Week Ago	Month Ago
Butane	87.5	98.5	107.5
IsoButane	88.75	97.25	103.5
Natural Gasoline	138.5	140.5	151.75
Propane	88.125	92.25	97

CONWAY

	Last	Week Ago	Month Ago
Butane	85.25	92	98
IsoButane	106	106	123
Natural Gasoline	137	136	149.5
Propane	80	85	89.5

MB NON

	Last	Week Ago	Month Ago
Butane	89.5	98.5	107.5
IsoButane	88.75	97.25	103.5
Natural Gasoline	138.25	137	152
Propane	93.13	90.38	96.5

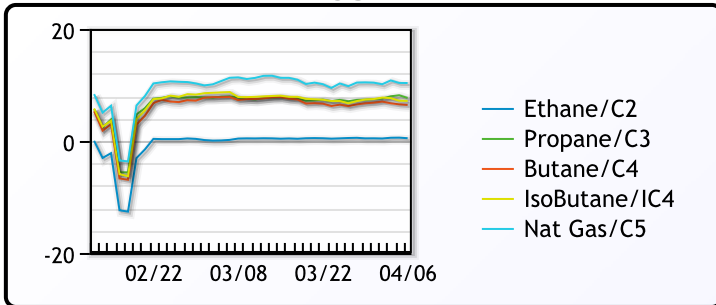
EDMONTON

	Last	Week Ago	Month Ago
Propane	50.5	54.88	58

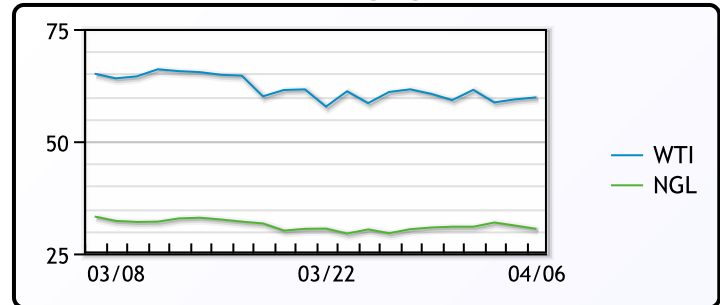
SARNIA

	Last	Week Ago	Month Ago
Propane	114.75	109.5	114

FRAC SPREAD



WTI vs NGL



FX

	Last	Change
CAD	1.2611	0.0002
DXY	92.455	0.11999
Gold	1736.57	-1.15

RATES

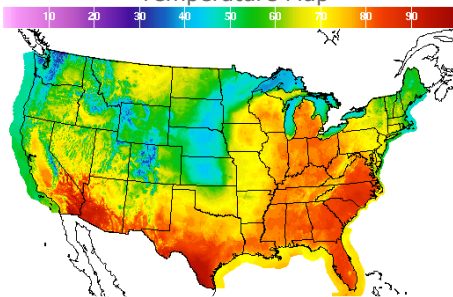
	Last	Change
US 2yr	0.1527	-0.0039
US 10yr	1.6739	0.0179
CAN 10yr	1.5	0.012

EQUITIES

	Last	Change
Nasdaq	13688.84	-9.54
TSX	1141.5	3.245
S&P 500	4079.95	6.01

Weather Data

Temperature Map



City	HIGH °F	LOW °F
Calgary	57	36
Conway	61	40
Cushing	68	48
Denver	61	36
Houston	82	68
Mont Belvieu	78	68
Sarnia	71	52
Williston	64	41

Precipitation Map

