



MARKET DAILY

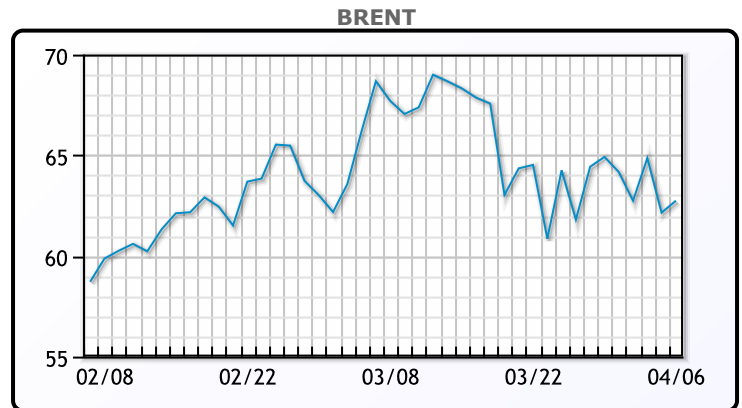
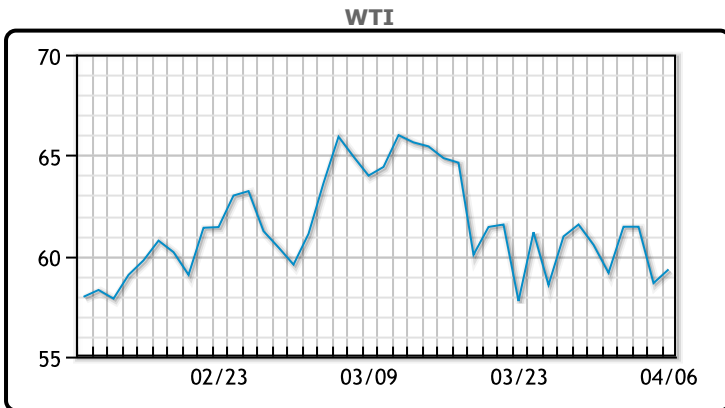
<https://www.pflpetroleum.com>
 1865 Veterans Park Dr. Suite 303
 Naples, Florida 34109
 Phone: 239-390-2885
 Fax: 239-949-0611
 Apr 6, 2021 7:28 PM

Major Energy Futures		
	Settle	Change
Brent	62.74	0.59
Gas Oil	503.5	2.25
Natural Gas	2.456	-0.055
RBOB	196.63	0.52
ULSD	179.41	2.17
WTI	59.33	0.68

Market Commentary

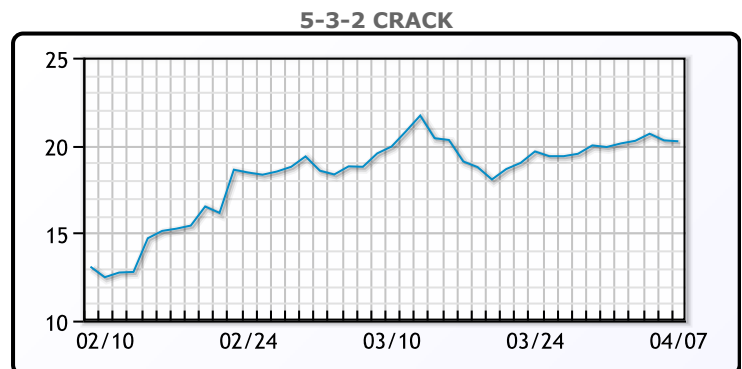
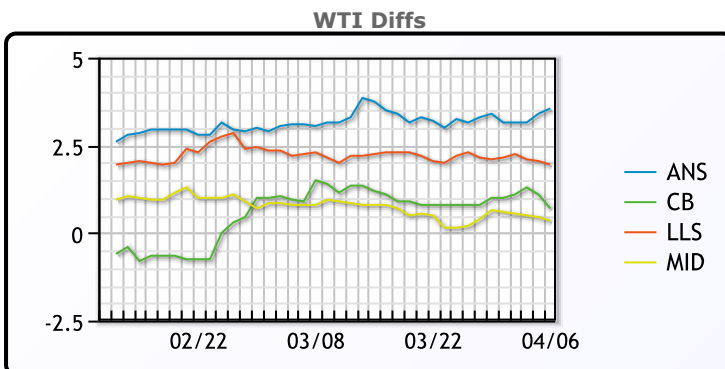
Oil prices came back today buoyed by a brighter outlook for economic growth out of the US and China. The IMF is forecasting stronger global growth than originally predicted (now 6%) and the US government is anticipating stronger gasoline demand this summer as Americans get back on the road. The US government has also sold back all of the oil it stored in strategic reserves in the height of the Covid pandemic. "We've gotten to a point of somewhat equilibrium," and the market "is in an in-between spot," said Bill O'Grady, executive vice president at Confluence Investment Management in St. Louis. "To maintain gains, we're going to have to see the economy pick up and energy demand continue to rise." WTI traded up \$.68 or 1.16% to close at \$59.33. Brent traded up \$.59 or .94% to close at \$62.74.

Crude & Product Markets

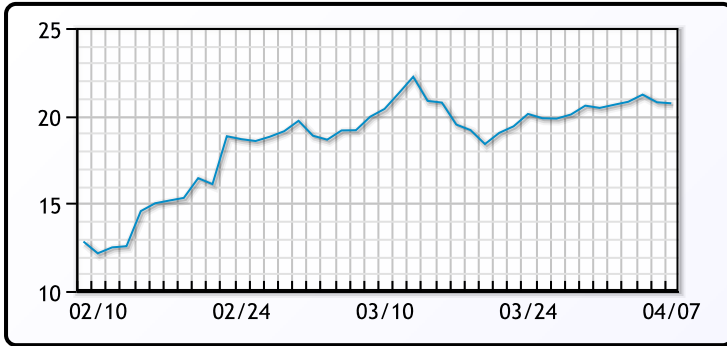


CRUDE			
	Last	Week Ago	Month Ago
ANS	62.88	63.7	69.24
BLS	60.03	61.55	67.49
LLS	61.28	62.7	68.24
Mid	59.68	61.15	67.04
WTI	59.33	60.55	66.09

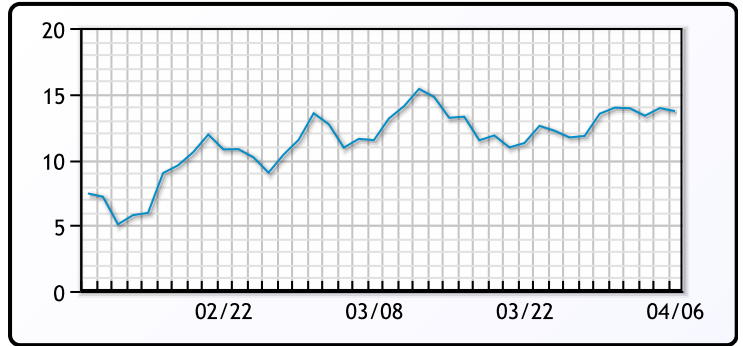
PRODUCTS			
	Last	Week Ago	Month Ago
Gulf RBOB	194.13	194.64	197.35
Gulf ULSD	174.79	174.39	192
NYH RBOB	183.26	188.03	195.47
NYH ULSD	179.79	178.67	194.4
USGC 3%	52.63	54.13	59.88



3-2-1 Crack



Gulf 3-2-1 Crack



NGLs

MB

	Last	Week Ago	Month Ago
Butane	89	96.5	107.5
IsoButane	90.5	95.25	103.5
Natural Gasoline	138.5	141	151.75
Propane	92.5	91	97

CONWAY

	Last	Week Ago	Month Ago
Butane	86.5	93	98
IsoButane	108	104	123
Natural Gasoline	137.5	136.5	149.5
Propane	81.5	85.25	89.5

MB NON

	Last	Week Ago	Month Ago
Butane	91	96.5	107.5
IsoButane	90.5	95.25	103.5
Natural Gasoline	138	139.5	152
Propane	98	90.13	96.5

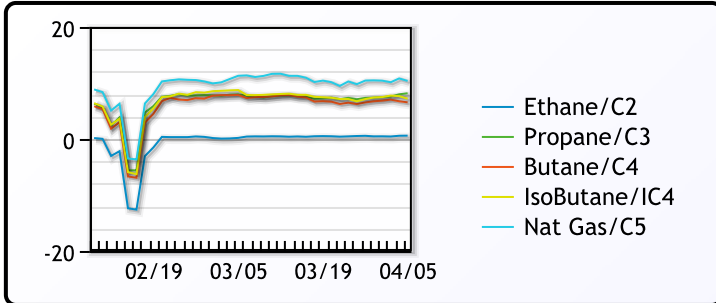
EDMONTON

	Last	Week Ago	Month Ago
Propane	53.5	54.5	58

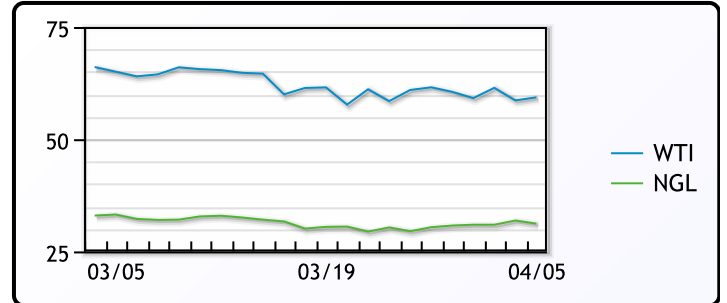
SARNIA

	Last	Week Ago	Month Ago
Propane	114.75	109.5	114

FRAC SPREAD



WTI vs NGL



FX

	Last	Change
CAD	1.2578	0.0012
DXY	92.33501	-0.25999
Gold	1742.81	-0.46

RATES

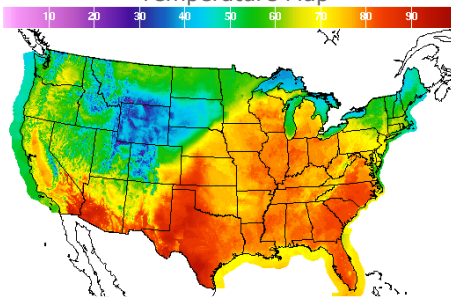
	Last	Change
US 2yr	0.1566	-0.0098
US 10yr	1.656	-0.0443
CAN 10yr	1.488	-0.069

EQUITIES

	Last	Change
Nasdaq	13698.38	-7.21
TSX	1138.25	2.935
S&P 500	4073.94	-3.97

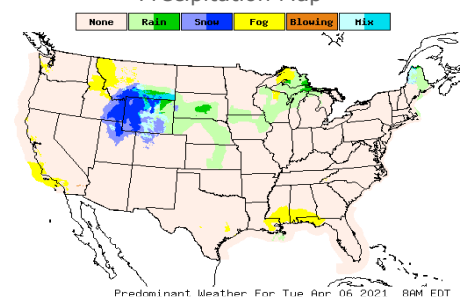
Weather Data

Temperature Map



City	HIGH °F	LOW °F
Calgary	58	34
Conway	56	36
Cushing	76	60
Denver	60	38
Houston	80	65
Mont Belvieu	76	64
Sarnia	71	42
Williston	59	39

Precipitation Map



This report has been prepared by PFL Petroleum Limited personnel for your information only and the views expressed are intended to provide market commentary and are not recommendations. This report is not an offer to sell or a solicitation of any offer to buy any security. The information contained herein has been compiled by PFL from sources believed to be reliable, but no representation or warranty, express or implied, is made by PFL Petroleum Limited, its affiliates or any other person as to its accuracy, completeness or correctness. Copyright 2017 PFL Petroleum Limited. All Rights Reserved