



# MARKET DAILY

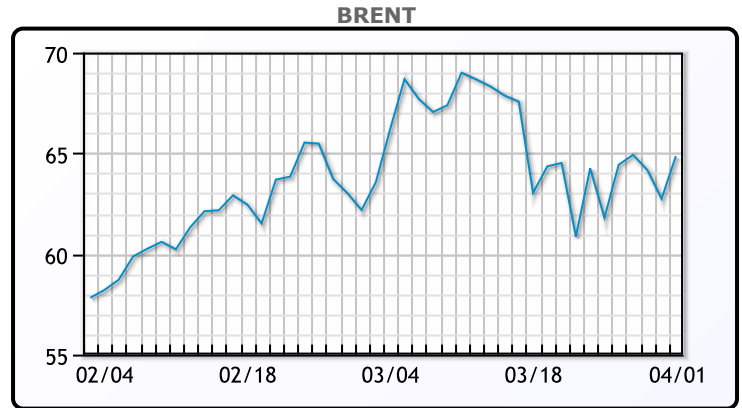
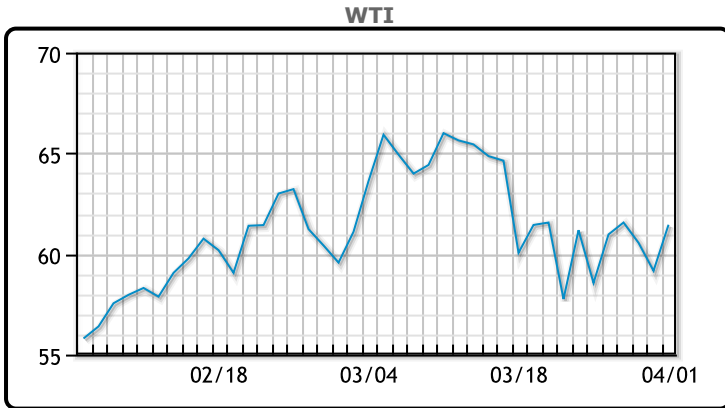
<https://www.pflpetroleum.com>  
 1865 Veterans Park Dr. Suite 303  
 Naples, Florida 34109  
 Phone: 239-390-2885  
 Fax: 239-949-0611  
 Apr 5, 2021 6:28 PM

Major Energy Futures		
	Settle	Change
Brent	64.86	2.12
Gas Oil	496.25	-1.25
Natural Gas	2.639	-0.015
RBOB	202.23	-3.67
ULSD	183.16	-2.16
WTI	61.45	2.29

**Market Commentary**

Oil prices fell significantly today as OPEC+ will be boosting May production and Iran is also boosting production.. "The timing was not good," said Bob Yawger, director of energy futures at Mizuho Securities. "It seemed like OPEC+ was going to roll the deal, but they didn't and now it looks like they're going to have to pay at least in the short term." Not much market moving news today, and probably some profit taking from last week's rally. A blowout jobs report and increase in the services industry activity helped cap losses and drove equity markets to record highs.

## Crude & Product Markets

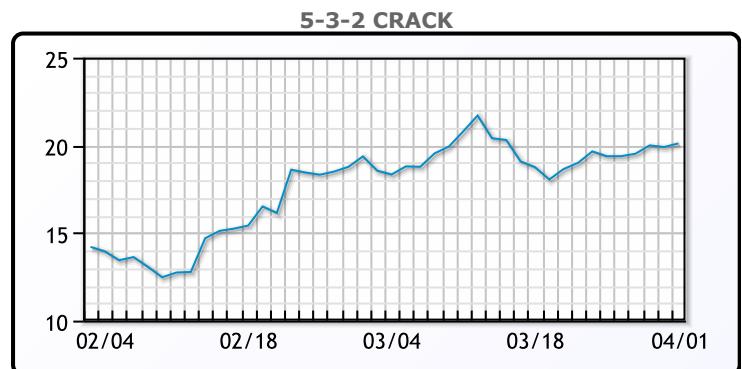
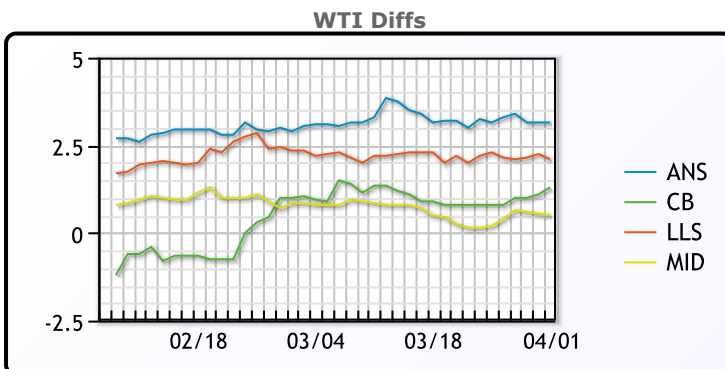


**CRUDE**

	Last	Week Ago	Month Ago
ANS	64.6	61.64	63.69
BLS	62.75	59.29	61.69
LLS	63.55	60.79	62.99
Mid	61.95	58.69	61.49
WTI	61.45	58.49	60.64

**PRODUCTS**

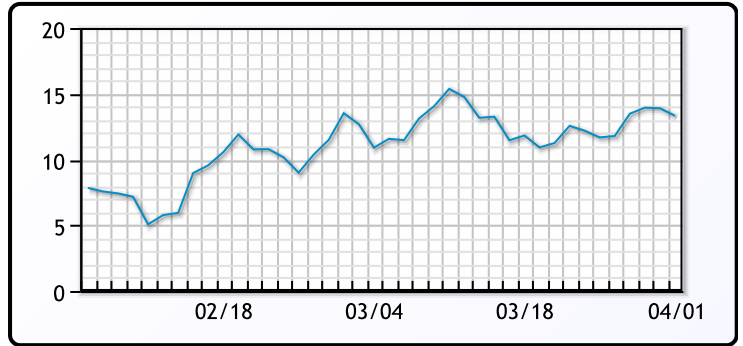
	Last	Week Ago	Month Ago
Gulf RBOB	197.98	186.84	186.04
Gulf ULSD	178.26	170.91	180.04
NYH RBOB	190.23	181.59	186.04
NYH ULSD	182.91	174.66	182.54
USGC 3%	54.63	52.63	55.38



**3-2-1 Crack**



**Gulf 3-2-1 Crack**



**NGLs**

**MB**

	Last	Week Ago	Month Ago
Butane	93.25	91.25	104
IsoButane	94.5	88.25	105
Natural Gasoline	137.25	138.75	143
Propane	94.5	87.125	96.25

**CONWAY**

	Last	Week Ago	Month Ago
Butane	89	84.75	94
IsoButane	108	105	121
Natural Gasoline	139.5	130.5	139
Propane	83.5	80	92

**MB NON**

	Last	Week Ago	Month Ago
Butane	95.25	89.25	104
IsoButane	94.5	88.25	105
Natural Gasoline	143.25	132.5	140.25
Propane	91.5	89.25	94.75

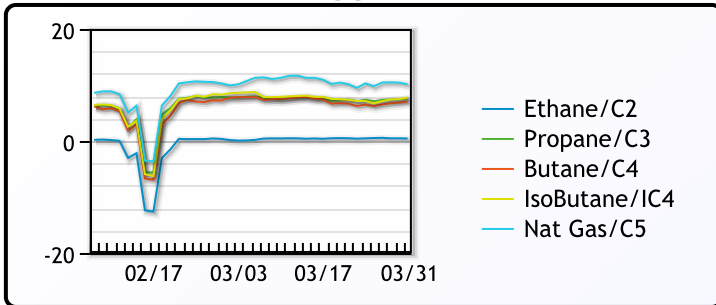
**EDMONTON**

	Last	Week Ago	Month Ago
Propane	54.5	52.5	74

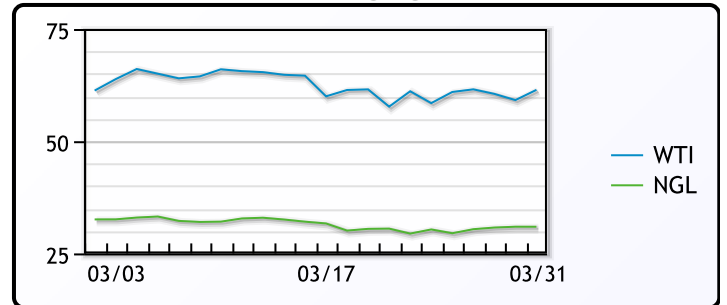
**SARNIA**

	Last	Week Ago	Month Ago
Propane	109.5	109.5	115

**FRAC SPREAD**



**WTI vs NGL**



**FX**

	Last	Change
CAD	1.2543	-0.0005
DXY	92.929	-0.303
Gold	1729.33	0.02

**RATES**

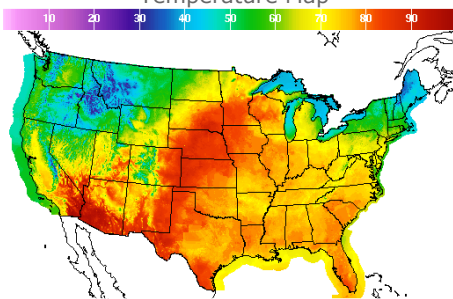
	Last	Change
US 2yr	0.1585	-0.0018
US 10yr	1.6699	-0.0705
CAN 10yr	1.51	-0.048

**EQUITIES**

	Last	Change
Nasdaq	13480.11	233.24
TSX	1133.01	15.861
S&P 500	4019.87	46.98

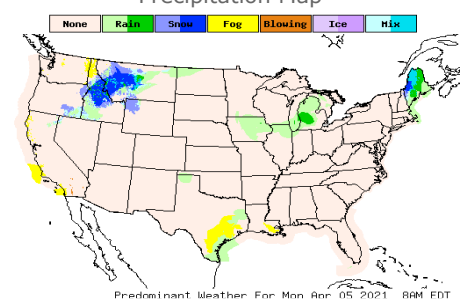
**Weather Data**

**Temperature Map**



City	HIGH °F	LOW °F
Calgary	53	30
Conway	60	45
Cushing	78	56
Denver	77	54
Houston	76	61
Mont Belvieu	74	60
Sarnia	53	40
Williston	58	44

**Precipitation Map**



This report has been prepared by PFL Petroleum Limited personnel for your information only and the views expressed are intended to provide market commentary and are not recommendations. This report is not an offer to sell or a solicitation of any offer to buy any security. The information contained herein has been compiled by PFL from sources believed to be reliable, but no representation or warranty, express or implied, is made by PFL Petroleum Limited, its affiliates or any other person as to its accuracy, completeness or correctness. Copyright 2017 PFL Petroleum Limited. All Rights Reserved