



MARKET DAILY

<https://www.pflpetroleum.com>
 1865 Veterans Park Dr. Suite 303
 Naples, Florida 34109
 Phone: 239-390-2885
 Fax: 239-949-0611
 Apr 30, 2021 7:28 PM

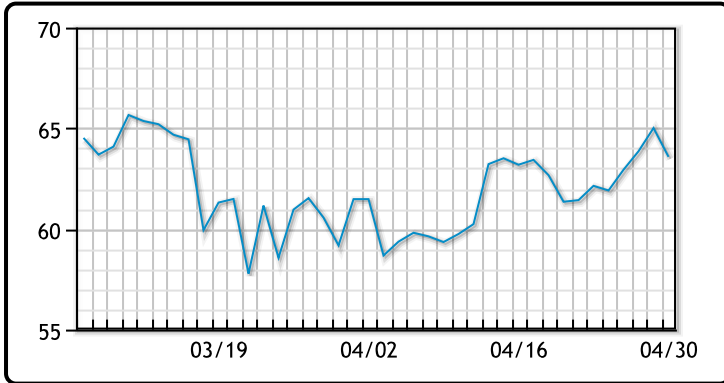
Major Energy Futures		
	Settle	Change
Brent	66.76	-1.29
Gas Oil	533.75	4.5
Natural Gas	2.931	-0.049
RBOB	207.63	2.95
ULSD	192.24	2.28
WTI	63.58	-1.43

Market Commentary

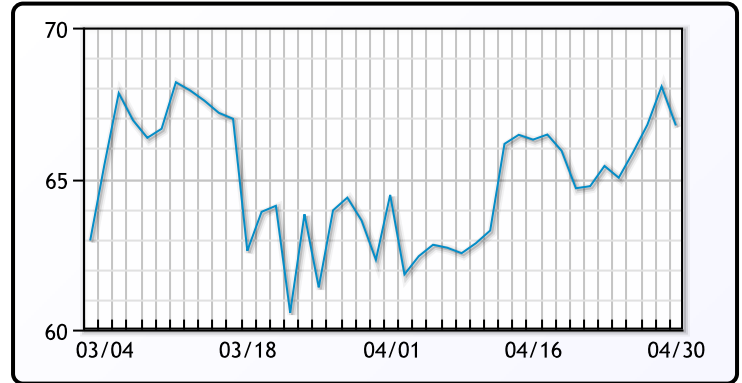
Oil prices came off today as investors were taking profits from the rally over the last few days. Today was the biggest drop for the Brent and WTI contract in over 3 weeks, though prices were still on track for large monthly gains. "The tug of war between summer demand growth prospects and worsening COVID infections is still in full swing," JBC Energy analysts wrote. Japan's imports fell 25 per cent in March from a year earlier to 2.34 million bpd according to government figures. WTI traded down \$1.43 or -2.2% to close at \$63.58. Brent traded down \$1.29 or -1.9% to close at \$66.76.

Crude & Product Markets

WTI



BRENT



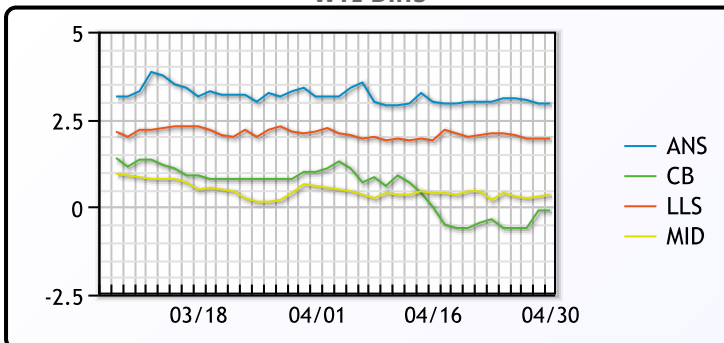
CRUDE

	Last	Week Ago	Month Ago
ANS	66.53	65.18	63.7
BLS	63.48	61.83	61.55
LLS	65.53	64.28	62.7
Mid	63.93	62.38	61.15
WTI	63.58	62.18	60.55

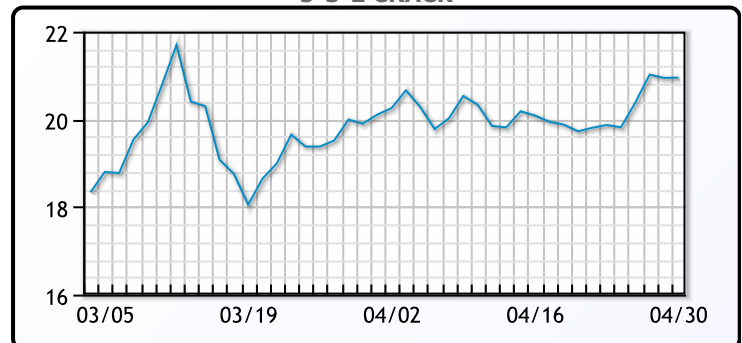
PRODUCTS

	Last	Week Ago	Month Ago
Gulf RBOB	202.63	195.26	194.64
Gulf ULSD	187.49	182.87	174.39
NYH RBOB	206.48	197.44	188.03
NYH ULSD	192.11	187.35	178.67
USGC 3%	57.88	58.38	54.13

WTI Diffs



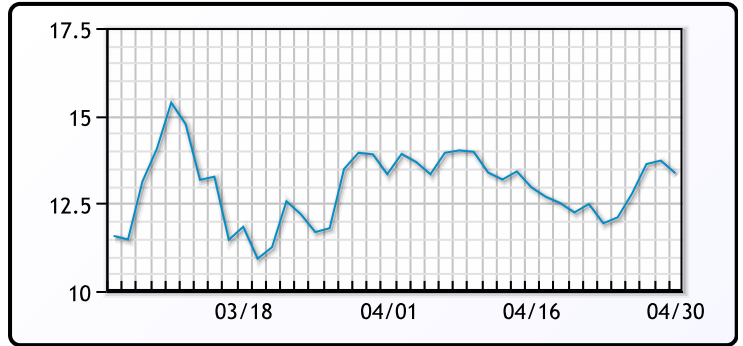
5-3-2 CRACK



3-2-1 Crack



Gulf 3-2-1 Crack



NGLs

MB

	Last	Week Ago	Month Ago
Butane	84.25	79.63	96.25
IsoButane	88.25	83.13	94.5
Natural Gasoline	141	138.5	140.5
Propane	81.5	78.25	91.13

CONWAY

	Last	Week Ago	Month Ago
Butane	85	80.25	91.63
IsoButane	105	103	102.25
Natural Gasoline	141	137.75	138.5
Propane	77.5	73.88	84.88

MB NON

	Last	Week Ago	Month Ago
Butane	89.25	84.63	96.25
IsoButane	88.25	83.13	94.5
Natural Gasoline	142	138.75	139.5
Propane	87.38	78.63	90.38

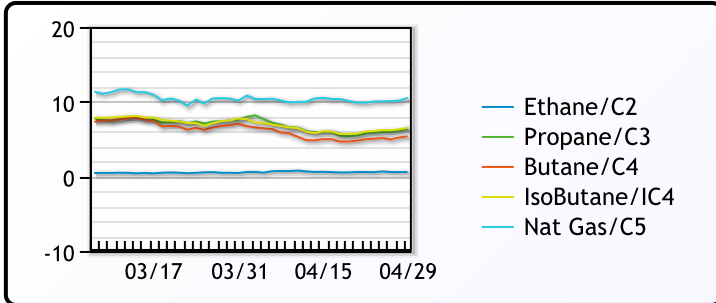
EDMONTON

	Last	Week Ago	Month Ago
Propane	52.5	46.88	54.88

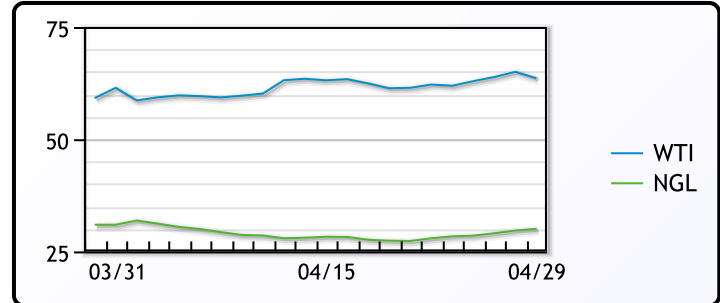
SARNIA

	Last	Week Ago	Month Ago
Propane	99	88.75	109.5

FRAC SPREAD



WTI vs NGL



FX

	Last	Change
CAD	1.2287	0.0004
DXY	91.28001	0.666
Gold	1769.13	-3.05

RATES

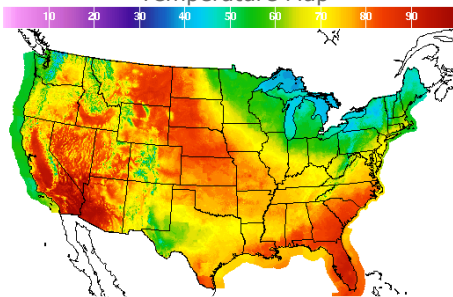
	Last	Change
US 2yr	0.1584	-0.0038
US 10yr	1.6259	-0.0085
CAN 10yr	1.546	-0.017

EQUITIES

	Last	Change
Nasdaq	13962.68	-119.87
TSX	1138.848	-9.103
S&P 500	4181.17	-30.3

Weather Data

Temperature Map



City	HIGH °F	LOW °F
Calgary	68	48
Conway	56	35
Cushing	79	55
Denver	79	52
Houston	75	68
Mont Belvieu	73	68
Sarnia	48	39
Williston	81	49

Precipitation Map

