



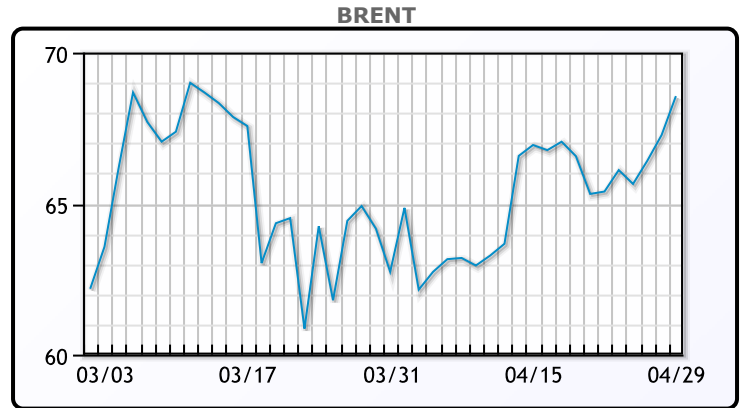
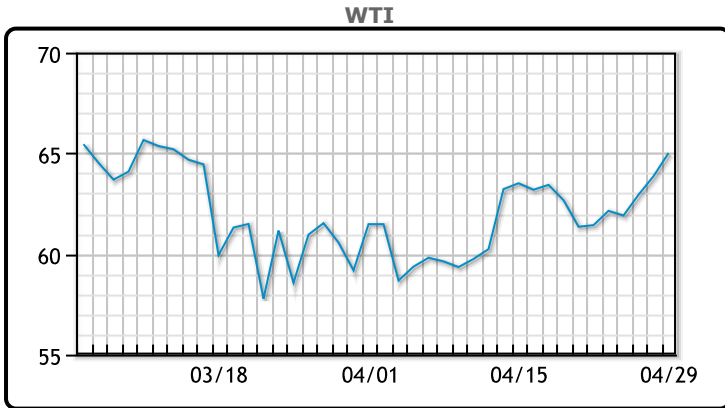
MARKET DAILY

<https://www.pflpetroleum.com>
 1865 Veterans Park Dr. Suite 303
 Naples, Florida 34109
 Phone: 239-390-2885
 Fax: 239-949-0611
 Apr 29, 2021 8:59 PM

Major Energy Futures		
	Settle	Change
Brent	68.56	1.29
Gas Oil	543.75	4.5
Natural Gas	2.911	-0.049
RBOB	209.99	2.77
ULSD	196.14	2.28
WTI	65.01	1.15

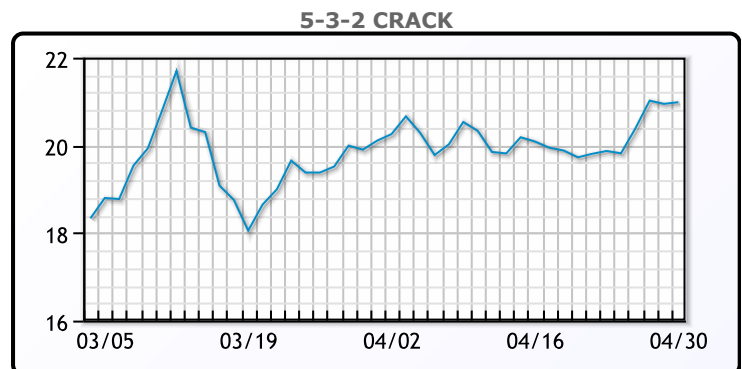
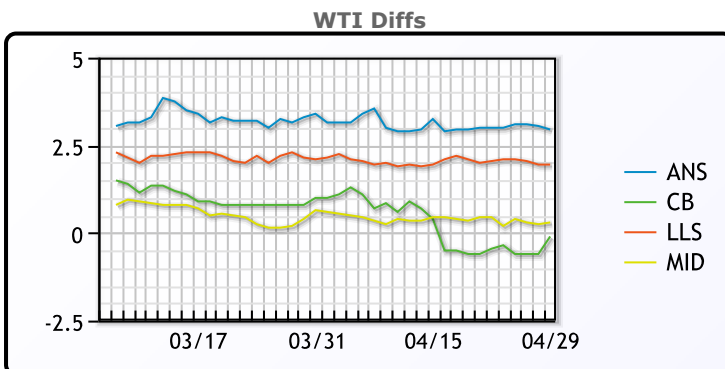
Market Commentary
 Oil prices continued to strengthen today on the back of yesterday's bullish EIA report and a weakening dollar. The dollar was at or near 9 week lows today as the Fed remains dovish and the White House continues to roll out bold spending plans. Crude markets seem to be shrugging off rising Covid issues internationally and are increasingly focused on fundamentals. It seems for now the market has absorbed swelling inventories and yesterday's EIA report (increased refinery operating rates, large distillate draw down) increased optimism around that fact. "The performance of the past few days demonstrates the unbroken faith of the market in healthy economic and demand recovery," said Tamas Varga, analyst at PVM Oil associates. European oil majors are all reporting 1Q earnings and profits are actually coming in above pre-pandemic levels. WTI traded up \$1.15 or 1.8% to close at \$65.01. Brent traded up \$1.29 or 1.92% to close at \$68.56.

Crude & Product Markets



CRUDE			
	Last	Week Ago	Month Ago
ANS	67.96	64.46	64.96
BLS	64.91	61.01	62.56
LLS	66.96	63.51	63.66
Mid	65.31	61.91	62.21
WTI	65.01	61.46	61.56

PRODUCTS			
	Last	Week Ago	Month Ago
Gulf RBOB	205.88	192.74	195.09
Gulf ULSD	191.5	181.54	176.53
NYH RBOB	209.24	195.97	189.02
NYH ULSD	196.01	186.08	180.98
USGC 3%	58.88	57.38	55.38



3-2-1 Crack



Gulf 3-2-1 Crack



NGLs

MB

	Last	Week Ago	Month Ago
Butane	84.38	78.5	95
IsoButane	88.38	82	93.75
Natural Gasoline	145.13	136.25	141
Propane	83.75	76.75	90.25

CONWAY

	Last	Week Ago	Month Ago
Butane	85.5	80	90
IsoButane	104	103.75	102.25
Natural Gasoline	143	136.5	136.5
Propane	79.13	73	84.5

MB NON

	Last	Week Ago	Month Ago
Butane	89.38	83.5	95
IsoButane	88.38	82	93.75
Natural Gasoline	145.38	137.25	140.25
Propane	91.13	77.13	90.13

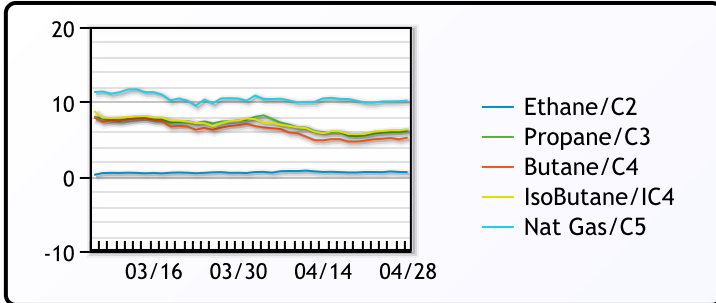
EDMONTON

	Last	Week Ago	Month Ago
Propane	54.25	46	54.5

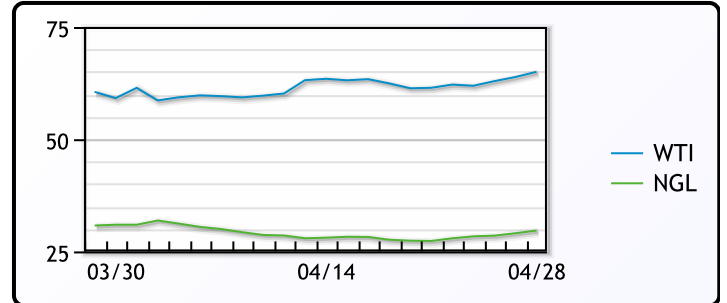
SARNIA

	Last	Week Ago	Month Ago
Propane	99	88.75	109.5

FRAC SPREAD



WTI vs NGL



FX

	Last	Change
CAD	1.2276	-0.0007
DXY	90.636	0.02199
Gold	1769.69	-2.49

RATES

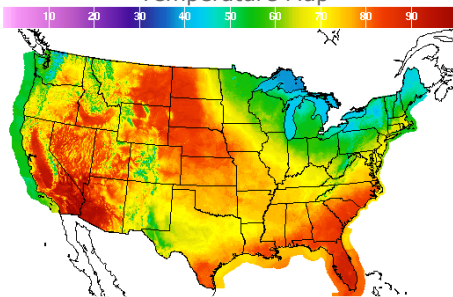
	Last	Change
US 2yr	0.1622	0
US 10yr	1.6539	0.0195
CAN 10yr	1.563	0.033

EQUITIES

	Last	Change
Nasdaq	14082.55	31.52
TSX	1147.951	-5.435
S&P 500	4211.47	28.29

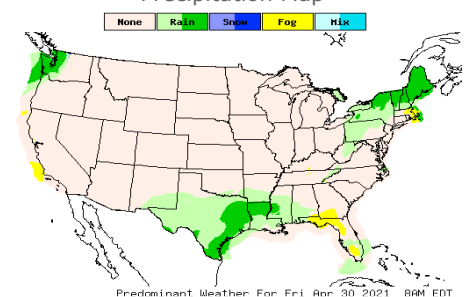
Weather Data

Temperature Map



City	HIGH °F	LOW °F
Calgary	65	40
Conway	52	34
Cushing	72	58
Denver	67	45
Houston	84	71
Mont Belvieu	82	70
Sarnia	49	43
Williston	64	43

Precipitation Map



This report has been prepared by PFL Petroleum Limited personnel for your information only and the views expressed are intended to provide market commentary and are not recommendations. This report is not an offer to sell or a solicitation of any offer to buy any security. The information contained herein has been compiled by PFL from sources believed to be reliable, but no representation or warranty, express or implied, is made by PFL Petroleum Limited, its affiliates or any other person as to its accuracy, completeness or correctness. Copyright 2017 PFL Petroleum Limited. All Rights Reserved