



# MARKET DAILY

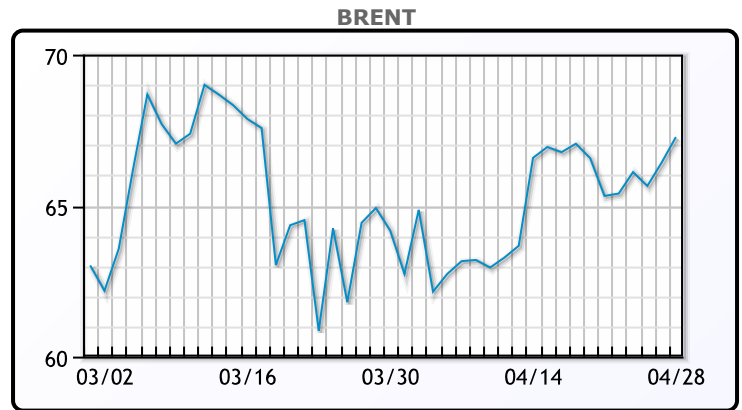
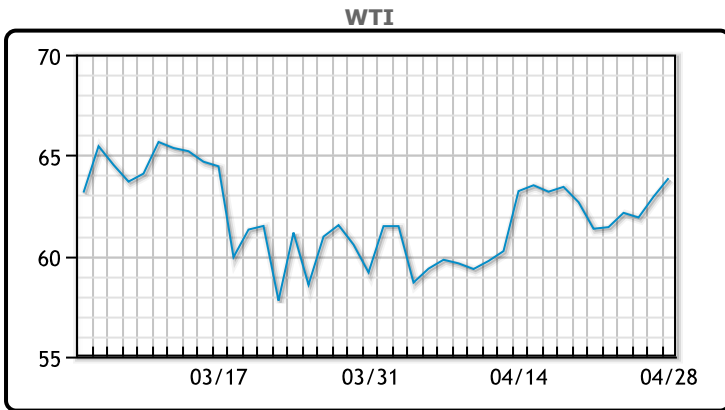
<https://www.pflpetroleum.com>  
 1865 Veterans Park Dr. Suite 303  
 Naples, Florida 34109  
 Phone: 239-390-2885  
 Fax: 239-949-0611  
 Apr 28, 2021 6:13 PM

Major Energy Futures		
	Settle	Change
Brent	67.27	0.85
Gas Oil	539.25	2.75
Natural Gas	2.96	0.068
RBOB	207.22	4.18
ULSD	193.86	2.72
WTI	63.86	0.92

**Market Commentary**

Oil prices rose today as bullish distillate inventory numbers are raising optimism of recovering fuel demand. Refining activity also picked up, with utilization increasing by .4% to 85.4%. US crude inventories rose by 90K/bbls last week, though analysts were expecting a much bigger build of 660K/bbls. Gasoline inventories increased by 92K/bbls (vs a forecasted build of 508K/bbls) and distillate inventories came in better than expected, decreasing by 3.34MM/bbls (vs a forecasted decline of 648K). Another altercation occurred between US and Iranian forces in the Persian Gulf, this time with US forces firing warning shots at 3 Iranian vessels. WTI traded up \$.92 or 1.46% to close at \$63.86. Brent traded up \$.85 or 1.28% to close at \$67.27

## Crude & Product Markets

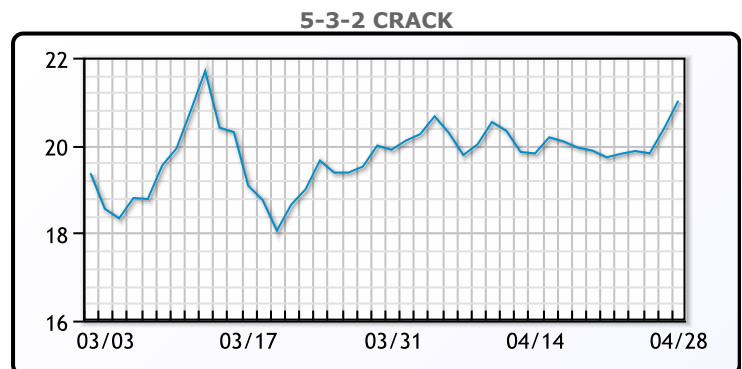
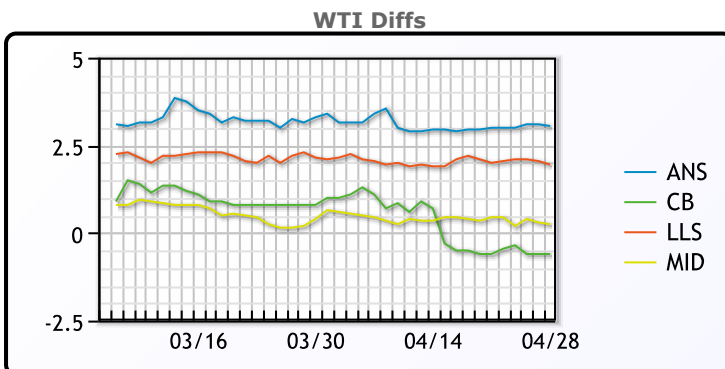


**CRUDE**

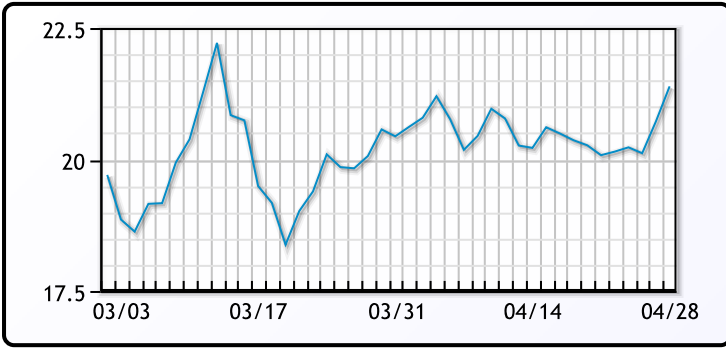
	Last	Week Ago	Month Ago
ANS	66.91	64.35	64.27
BLS	63.26	60.75	61.77
LLS	65.81	63.35	63.12
Mid	64.11	61.8	61.37
WTI	63.86	61.35	60.97

**PRODUCTS**

	Last	Week Ago	Month Ago
Gulf RBOB	202.8	192.69	191.97
Gulf ULSD	189.35	180.85	176.76
NYH RBOB	206.47	197.09	186.23
NYH ULSD	193.99	185.37	181
USGC 3%	58.13	57.63	55.13



3-2-1 Crack



Gulf 3-2-1 Crack



NGLs

MB

	Last	Week Ago	Month Ago
Butane	82.5	75.25	94
IsoButane	87.5	80.25	90.75
Natural Gasoline	142	136	140
Propane	82	74.5	89.625

CONWAY

	Last	Week Ago	Month Ago
Butane	84.75	77	87
IsoButane	101	95	104
Natural Gasoline	141	136.5	136
Propane	79	71	82.75

MB NON

	Last	Week Ago	Month Ago
Butane	88.5	81.25	92
IsoButane	87.5	80.25	90.75
Natural Gasoline	142.5	137.25	139.25
Propane	89.75	74.37	89.13

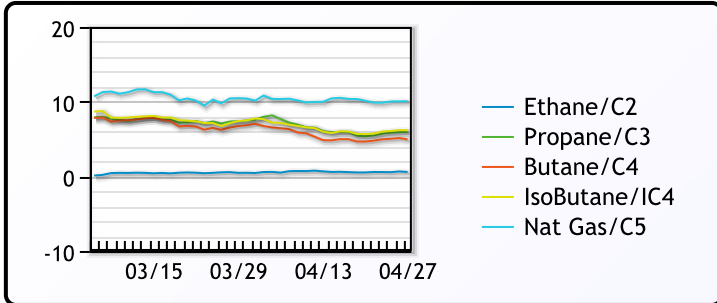
EDMONTON

	Last	Week Ago	Month Ago
Propane	54	43.25	51.75

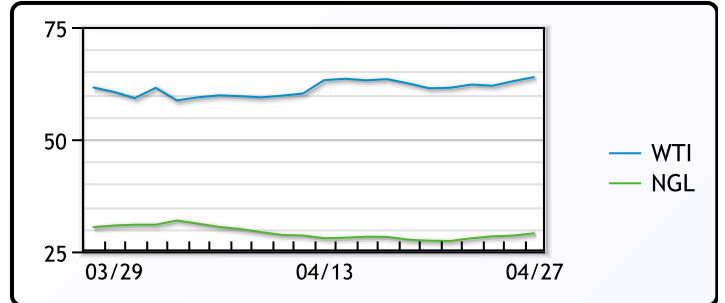
SARNIA

	Last	Week Ago	Month Ago
Propane	88.75	88.75	109.5

FRAC SPREAD



WTI vs NGL



FX

	Last	Change
CAD	1.2314	0
DXY	90.606	-0.303
Gold	1781.54	-0.14

RATES

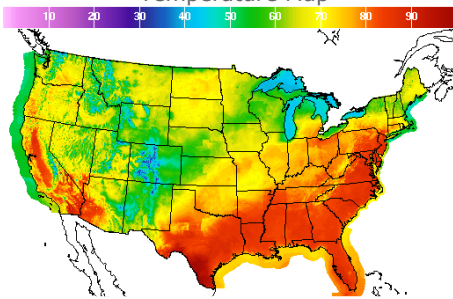
	Last	Change
US 2yr	0.1641	-0.0157
US 10yr	1.6094	-0.0122
CAN 10yr	1.53	-0.032

EQUITIES

	Last	Change
Nasdaq	14051.03	-39.19
TSX	1153.39	12.25
S&P 500	4183.18	-3.54

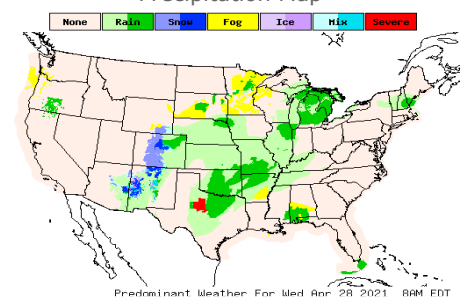
Weather Data

Temperature Map



City	HIGH °F	LOW °F
Calgary	62	33
Conway	63	41
Cushing	71	63
Denver	57	39
Houston	86	72
Mont Belvieu	81	72
Sarnia	70	43
Williston	63	47

Precipitation Map



This report has been prepared by PFL Petroleum Limited personnel for your information only and the views expressed are intended to provide market commentary and are not recommendations. This report is not an offer to sell or a solicitation of any offer to buy any security. The information contained herein has been compiled by PFL from sources believed to be reliable, but no representation or warranty, express or implied, is made by PFL Petroleum Limited, its affiliates or any other person as to its accuracy, completeness or correctness. Copyright 2017 PFL Petroleum Limited. All Rights Reserved