



MARKET DAILY

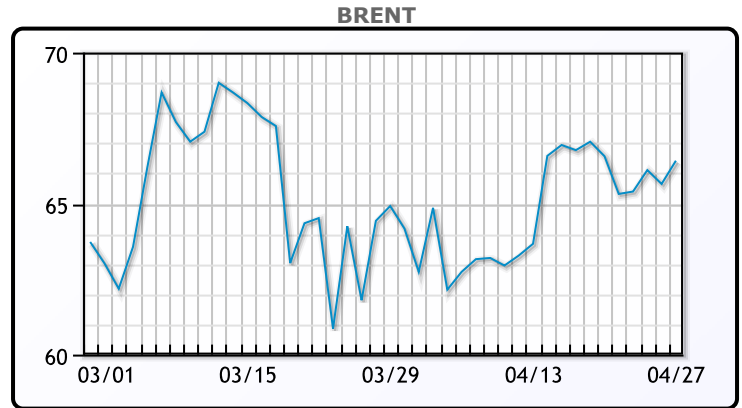
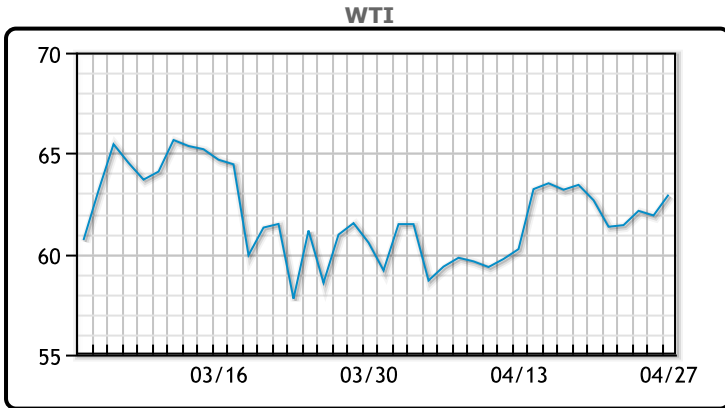
<https://www.pflpetroleum.com>
 1865 Veterans Park Dr. Suite 303
 Naples, Florida 34109
 Phone: 239-390-2885
 Fax: 239-949-0611
 Apr 27, 2021 6:15 PM

Major Energy Futures		
	Settle	Change
Brent	66.42	0.77
Gas Oil	525.5	-2.25
Natural Gas	2.873	0.083
RBOB	202.04	4.18
ULSD	190.57	2.72
WTI	62.94	1.03

Market Commentary

Oil prices rose today despite OPEC+ confirming they intend to increase production. OPEC, Russia, and allies are sticking to their plans to ease production restrictions beginning in May, in a sign they think the recovery will be sustained enough to increase supply. The group said that, even though more than one billion COVID-19 vaccine doses had been administered globally, it was concerned that surges in new virus cases in India, Brazil and Japan might derail recovering demand for crude. "The possibility that increasing OPEC+ production could be intersecting with weakening Asian oil demand suggests a possible end to the reduction in the global oil supply surplus that has been supporting the complex during the past year," said Jim Ritterbusch, president of Ritterbusch and Associates. WTI traded up \$1.03 or 1.66% to close at \$62.94. Brent traded up \$.77 or 1.17% to close at \$66.42.

Crude & Product Markets

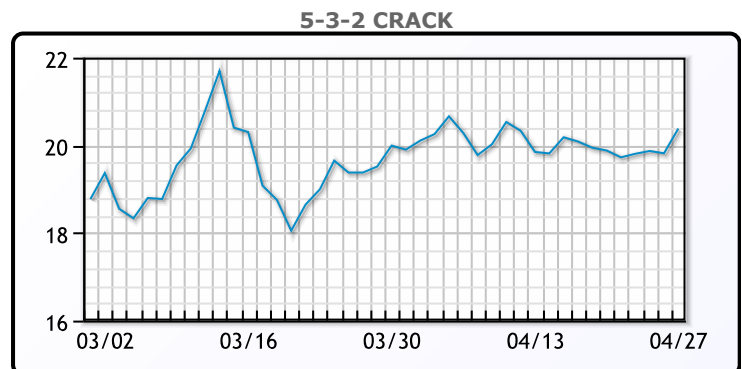
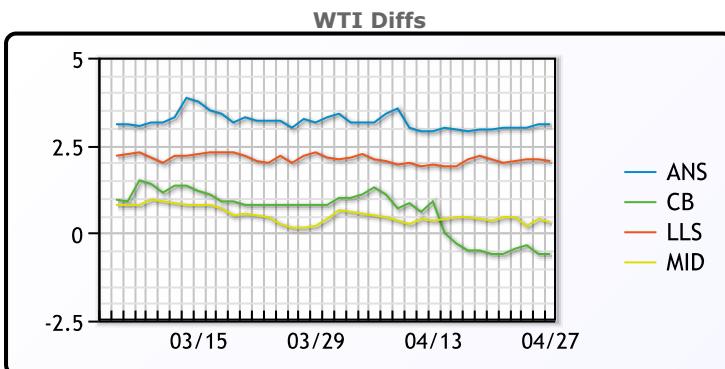


CRUDE

	Last	Week Ago	Month Ago
ANS	66.04	65.39	64.27
BLS	62.34	61.84	61.77
LLS	64.99	64.54	63.12
Mid	63.24	62.79	61.37
WTI	62.94	62.44	60.97

PRODUCTS

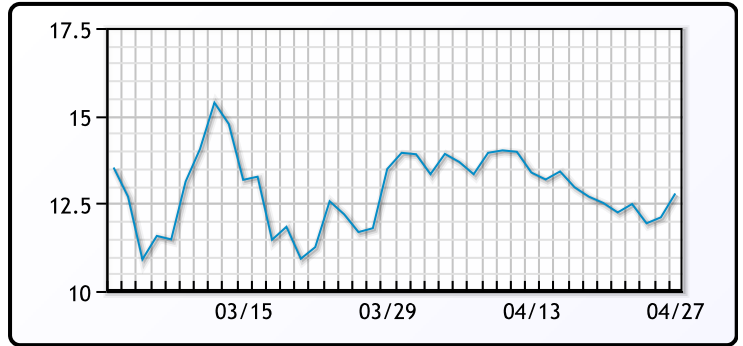
	Last	Week Ago	Month Ago
Gulf RBOB	198.13	196.24	191.97
Gulf ULSD	186.09	183.45	176.76
NYH RBOB	200.66	200.49	186.23
NYH ULSD	190.57	188.01	181
USGC 3%	57.13	58.13	55.13



3-2-1 Crack



Gulf 3-2-1 Crack



NGLs

MB

	Last	Week Ago	Month Ago
Butane	80.5	74.25	94
IsoButane	85	79.25	90.75
Natural Gasoline	140.5	139.25	140
Propane	79.75	73.5	89.625

CONWAY

	Last	Week Ago	Month Ago
Butane	82.5	76.75	87
IsoButane	100	96	104
Natural Gasoline	138	138	136
Propane	76	70	82.75

MB NON

	Last	Week Ago	Month Ago
Butane	86.5	80.25	92
IsoButane	85	79.25	90.75
Natural Gasoline	139.75	139.75	139.25
Propane	83.13	73.75	89.13

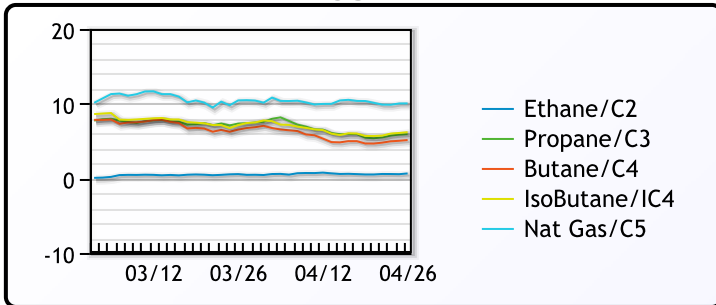
EDMONTON

	Last	Week Ago	Month Ago
Propane	51.5	42.75	51.75

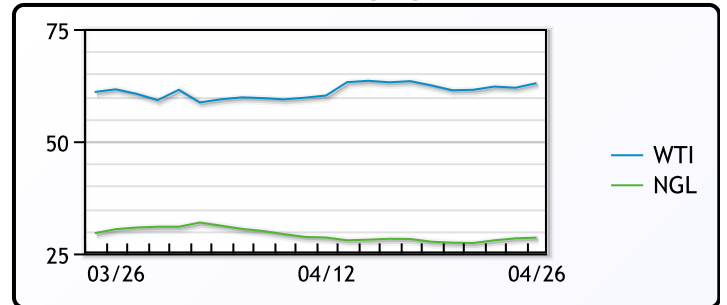
SARNIA

	Last	Week Ago	Month Ago
Propane	88.75	88.75	109.5

FRAC SPREAD



WTI vs NGL



FX

	Last	Change
CAD	1.2404	0.0005
DXY	90.893	0.08599
Gold	1776.54	-0.06

RATES

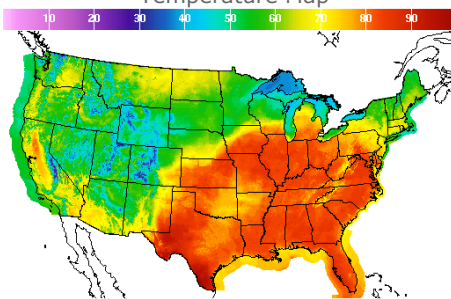
	Last	Change
US 2yr	0.1798	0.0121
US 10yr	1.6216	0.0549
CAN 10yr	1.562	0.033

EQUITIES

	Last	Change
Nasdaq	14090.22	-48.56
TSX	1141.14	0.693
S&P 500	4186.72	-0.9

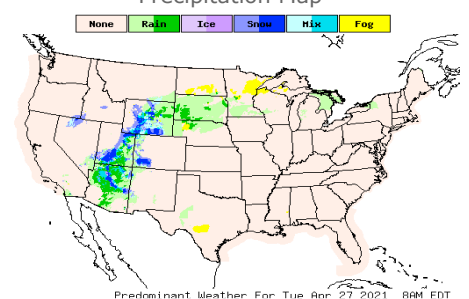
Weather Data

Temperature Map



City	HIGH °F	LOW °F
Calgary	53	35
Conway	64	39
Cushing	73	65
Denver	59	39
Houston	84	70
Mont Belvieu	80	70
Sarnia	76	43
Williston	67	42

Precipitation Map



This report has been prepared by PFL Petroleum Limited personnel for your information only and the views expressed are intended to provide market commentary and are not recommendations. This report is not an offer to sell or a solicitation of any offer to buy any security. The information contained herein has been compiled by PFL from sources believed to be reliable, but no representation or warranty, express or implied, is made by PFL Petroleum Limited, its affiliates or any other person as to its accuracy, completeness or correctness. Copyright 2017 PFL Petroleum Limited. All Rights Reserved