



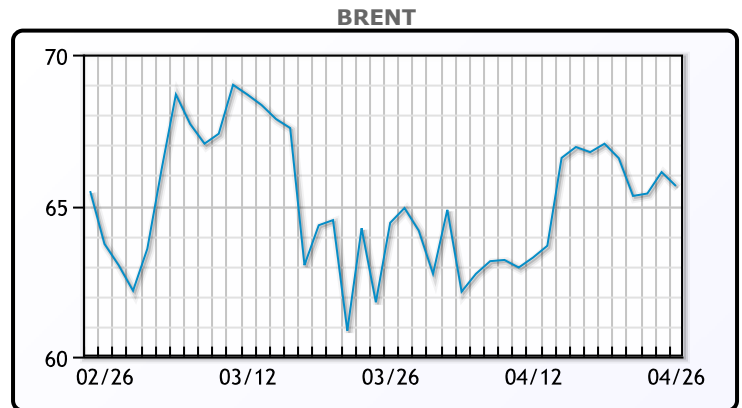
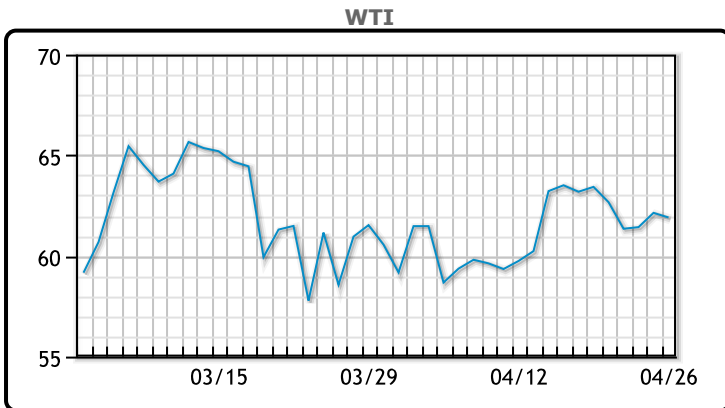
MARKET DAILY

<https://www.pflpetroleum.com>
 1865 Veterans Park Dr. Suite 303
 Naples, Florida 34109
 Phone: 239-390-2885
 Fax: 239-949-0611
 Apr 26, 2021 7:31 PM

Major Energy Futures		
	Settle	Change
Brent	65.65	-0.46
Gas Oil	522.75	3.75
Natural Gas	2.79	0.06
RBOB	197.86	-1.71
ULSD	187.85	0.5
WTI	61.91	-0.23

Market Commentary
 Oil prices fell today as COVID continues to wreak havoc in India. Cases are also on the rise in Japan and along with India the two countries import over 8MM/bpd of crude. "The market is tending to focus more on the bad news from India and Japan at present, where the number of new coronavirus cases has risen sharply, prompting increased mobility restrictions to be imposed," said analyst at Commerzbank Eugen Weinberg. The timing couldn't be any worse as OPEC+ is set to begin increasing supply next month. The WSJ reported that on April 2nd Iranian navy vessels harassed two US coast guard ships in the Persian Gulf. This incident was different because in the past only Iranian fast attack boats buzzed US ships, but this time they also used a 180-foot Harth 55 support vessel. While the incident happened a while ago this was the first report and could be a sign of Iranian commanders taking matters into their own hands. WTI traded down \$.23 or -.37% to close at \$61.91. Brent traded down \$.46 or -.7% to close at \$65.65.

Crude & Product Markets

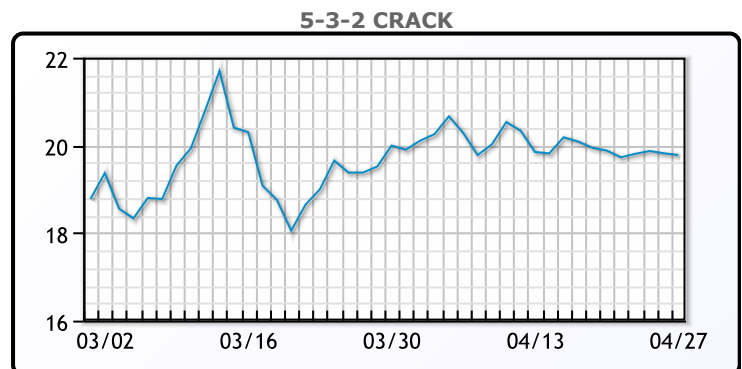
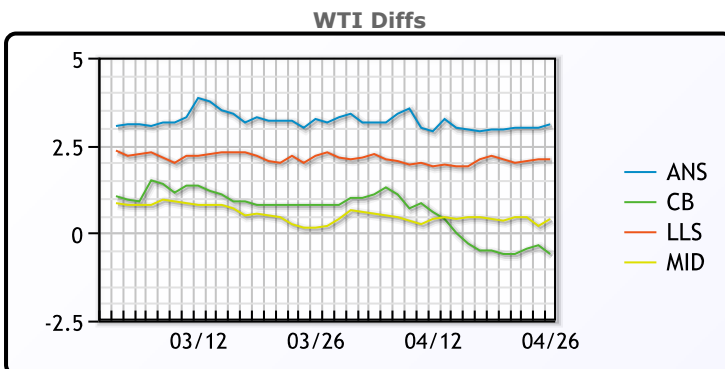


CRUDE

	Last	Week Ago	Month Ago
ANS	65.01	66.33	64.27
BLS	61.31	62.88	61.77
LLS	64.01	65.58	63.12
Mid	62.31	63.78	61.37
WTI	61.91	63.38	60.97

PRODUCTS

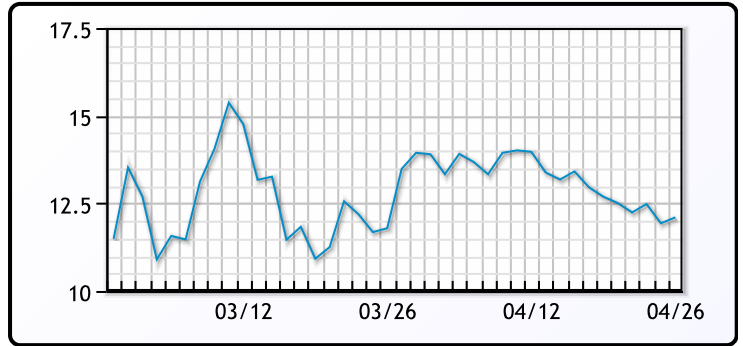
	Last	Week Ago	Month Ago
Gulf RBOB	193.52	198.7	191.97
Gulf ULSD	183.35	184.6	176.76
NYH RBOB	195.86	203.07	186.23
NYH ULSD	187.95	189.2	181
USGC 3%	56.13	58.63	55.13



3-2-1 Crack



Gulf 3-2-1 Crack



NGLs

MB

	Last	Week Ago	Month Ago
Butane	80.38	75.5	92.25
IsoButane	83.88	79	90.5
Natural Gasoline	138.38	141.75	140
Propane	78.5	74.13	89.25

CONWAY

	Last	Week Ago	Month Ago
Butane	80.75	76.5	87
IsoButane	102	95	106
Natural Gasoline	138	140.5	137
Propane	74.38	70.5	81.75

MB NON

	Last	Week Ago	Month Ago
Butane	85.38	80.5	92.25
IsoButane	83.88	79	90.5
Natural Gasoline	138.63	142	139
Propane	79.5	74.25	89.13

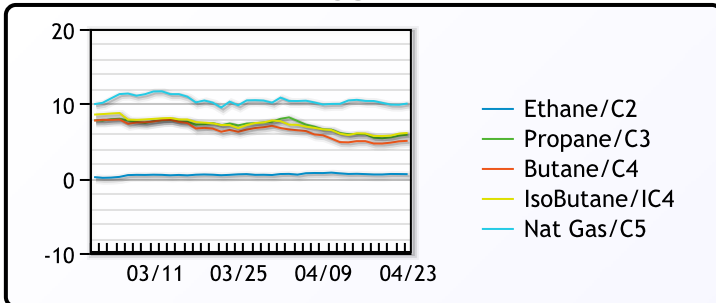
EDMONTON

	Last	Week Ago	Month Ago
Propane	47.38	43.5	51.75

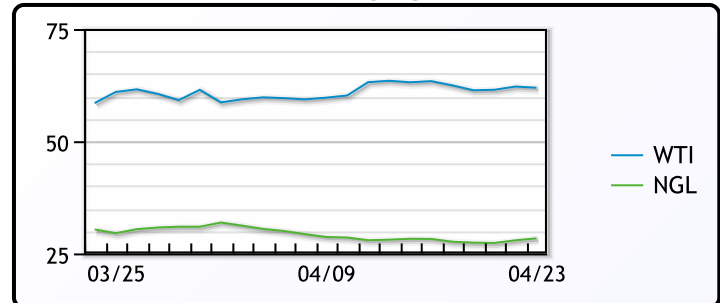
SARNIA

	Last	Week Ago	Month Ago
Propane	88.75	93	109.5

FRAC SPREAD



WTI vs NGL



FX

	Last	Change
CAD	1.2398	0
DXY	90.80701	-0.05199
Gold	1780.49	-0.89

RATES

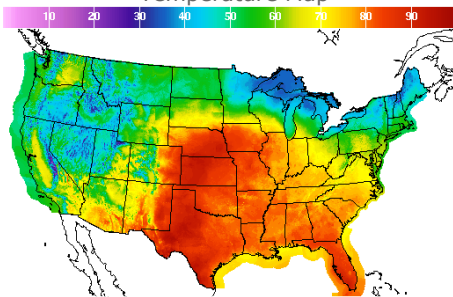
	Last	Change
US 2yr	0.1677	0.0102
US 10yr	1.5667	0.009
CAN 10yr	1.529	0.013

EQUITIES

	Last	Change
Nasdaq	14138.78	121.97
TSX	1140.447	4.046
S&P 500	4187.62	7.45

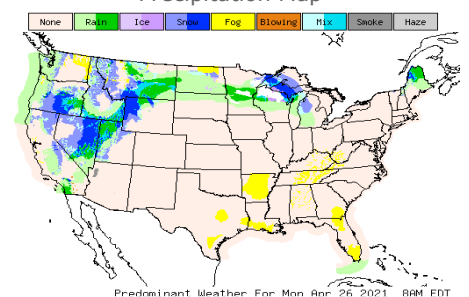
Weather Data

Temperature Map



City	HIGH °F	LOW °F
Calgary	55	29
Conway	51	35
Cushing	78	63
Denver	75	52
Houston	82	64
Mont Belvieu	77	63
Sarnia	47	32
Williston	56	37

Precipitation Map



This report has been prepared by PFL Petroleum Limited personnel for your information only and the views expressed are intended to provide market commentary and are not recommendations. This report is not an offer to sell or a solicitation of any offer to buy any security. The information contained herein has been compiled by PFL from sources believed to be reliable, but no representation or warranty, express or implied, is made by PFL Petroleum Limited, its affiliates or any other person as to its accuracy, completeness or correctness. Copyright 2017 PFL Petroleum Limited. All Rights Reserved