



# MARKET DAILY

<https://www.pflpetroleum.com>  
 1865 Veterans Park Dr. Suite 303  
 Naples, Florida 34109  
 Phone: 239-390-2885  
 Fax: 239-949-0611  
 Apr 22, 2021 7:50 PM

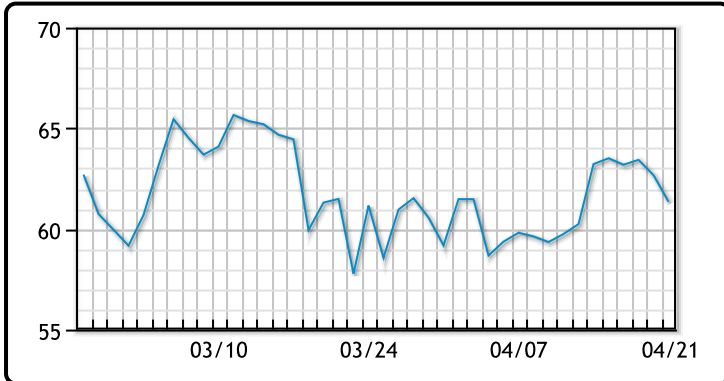
Major Energy Futures		
	Settle	Change
Brent	65.32	-1.25
Gas Oil	520.25	1.25
Natural Gas	2.692	-0.035
RBOB	198.34	-3.4
ULSD	185.37	-2.64
WTI	61.35	-1.32

## Market Commentary

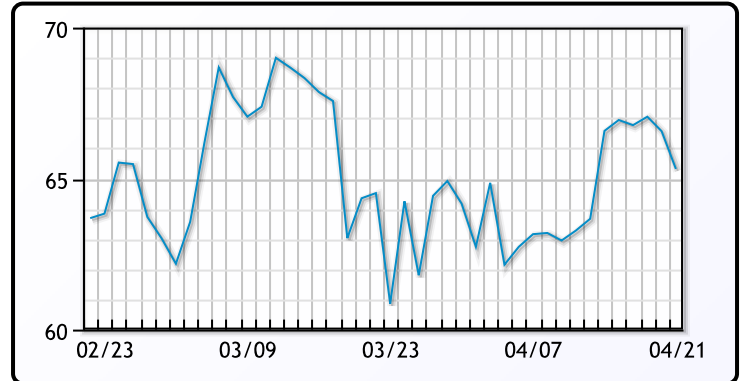
Oil prices traded down for the day as the market is back in wait and see mode. Japan, the world's No.4 oil importer, is expected to announce a third wave of lockdowns affecting Tokyo and three western prefectures. OPEC+ is planning on bringing back about 2MM/bpd of production over the next three months. OPEC+ members are due to meet next week but major changes to policy are unlikely, Russia's deputy prime minister and OPEC+ sources said. Any Iranian oil that may come back to market would be in addition to this number. Helping prices, Libyan production is again being reduced as the country has declared force majeure over budgetary issues. "We are not currently viewing any of the apparent bearish drivers that have weighed on the complex this week as sufficient to sustain price weakness from here especially with Libyan supply still being reduced," said Jim Ritterbusch, president of Ritterbusch and Associates. WTI traded down \$1.32 or -2.11% to close at \$61.35. Brent traded down \$1.25 or -1.88% to close at \$65.32.

## Crude & Product Markets

WTI



BRENT



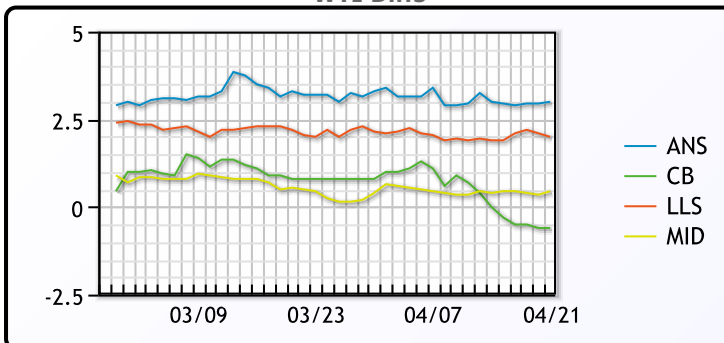
CRUDE

	Last	Week Ago	Month Ago
ANS	64.35	66.15	64.62
BLS	60.75	63.15	62.22
LLS	63.35	65.05	63.42
Mid	61.8	63.55	61.87
WTI	61.35	63.15	61.42

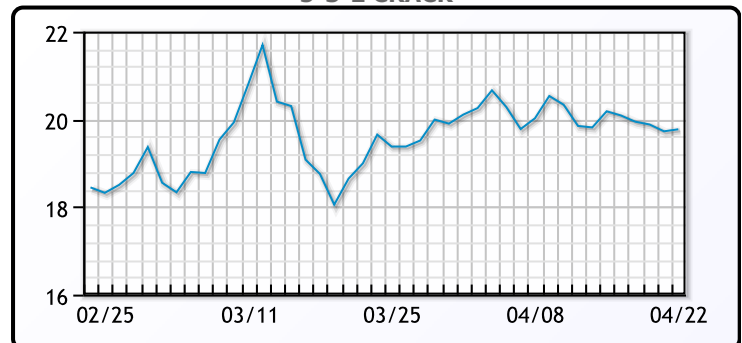
PRODUCTS

	Last	Week Ago	Month Ago
Gulf RBOB	192.68	200.3	189.81
Gulf ULSD	180.85	184.35	178.43
NYH RBOB	197.09	201.93	184.69
NYH ULSD	185.37	189	182.1
USGC 3%	57.63	58.38	54.63

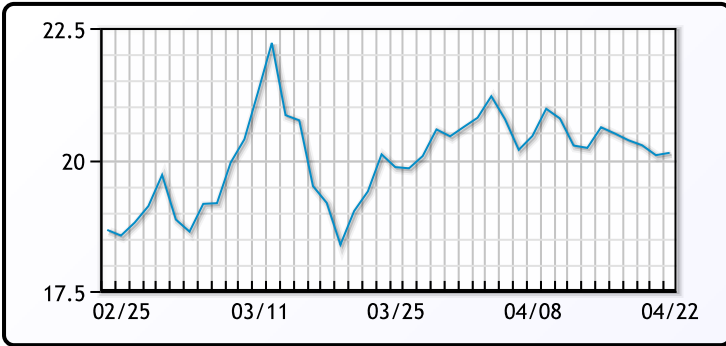
WTI Diffs



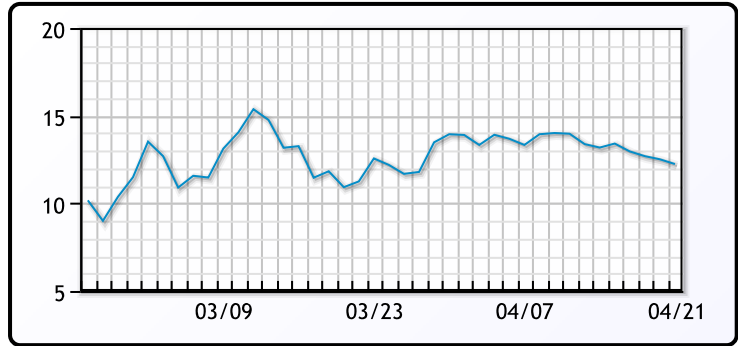
5-3-2 CRACK



**3-2-1 Crack**



**Gulf 3-2-1 Crack**



**NGLs**

**MB**

	Last	Week Ago	Month Ago
Butane	76.25	76.13	94.75
IsoButane	79	79.25	93.75
Natural Gasoline	136	141.5	140
Propane	74.13	77.5	88.63

**CONWAY**

	Last	Week Ago	Month Ago
Butane	77	76.25	90.5
IsoButane	95	101	113
Natural Gasoline	137	138	138
Propane	70.25	71	82.5

**MB NON**

	Last	Week Ago	Month Ago
Butane	81.25	81.13	94.75
IsoButane	79	79.25	93.75
Natural Gasoline	137	141	139
Propane	74.37	77.63	88.13

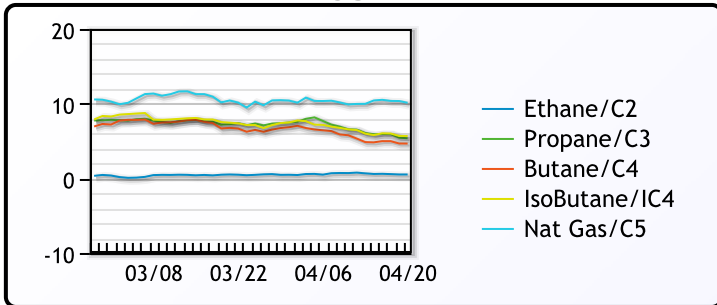
**EDMONTON**

	Last	Week Ago	Month Ago
Propane	43.25	44	52.5

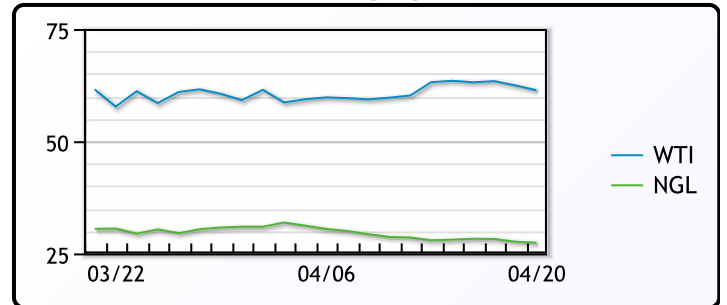
**SARNIA**

	Last	Week Ago	Month Ago
Propane	88.75	102.25	109.5

**FRAC SPREAD**



**WTI vs NGL**



**FX**

	Last	Change
CAD	1.2503	0.0006
DXY	91.115	-0.04001
Gold	1792.86	-0.93

**RATES**

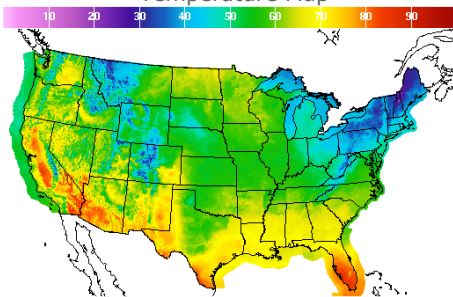
	Last	Change
US 2yr	0.1472	0
US 10yr	1.552	-0.0035
CAN 10yr	1.524	0.021

**EQUITIES**

	Last	Change
Nasdaq	13950.22	163.95
TSX	1139.718	5.692
S&P 500	4173.42	38.48

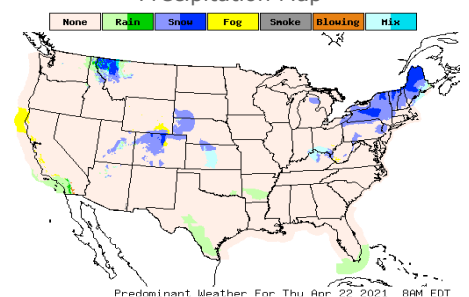
**Weather Data**

**Temperature Map**



City	HIGH °F	LOW °F
Calgary	43	27
Conway	64	40
Cushing	55	37
Denver	50	28
Houston	72	53
Mont Belvieu	70	49
Sarnia	44	27
Williston	61	34

**Precipitation Map**



This report has been prepared by PFL Petroleum Limited personnel for your information only and the views expressed are intended to provide market commentary and are not recommendations. This report is not an offer to sell or a solicitation of any offer to buy any security. The information contained herein has been compiled by PFL from sources believed to be reliable, but no representation or warranty, express or implied, is made by PFL Petroleum Limited, its affiliates or any other person as to its accuracy, completeness or correctness. Copyright 2017 PFL Petroleum Limited. All Rights Reserved