



MARKET DAILY

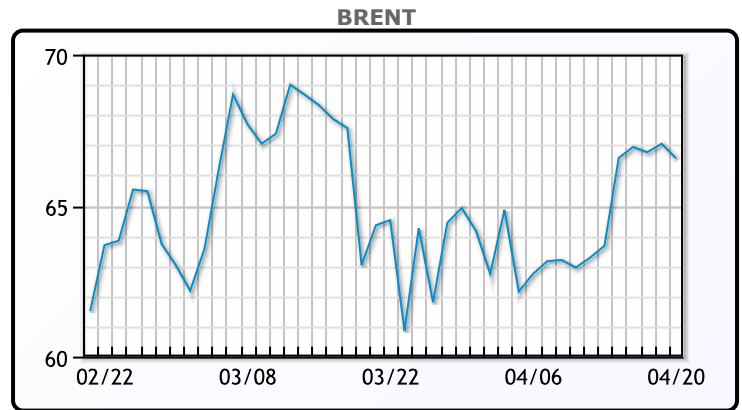
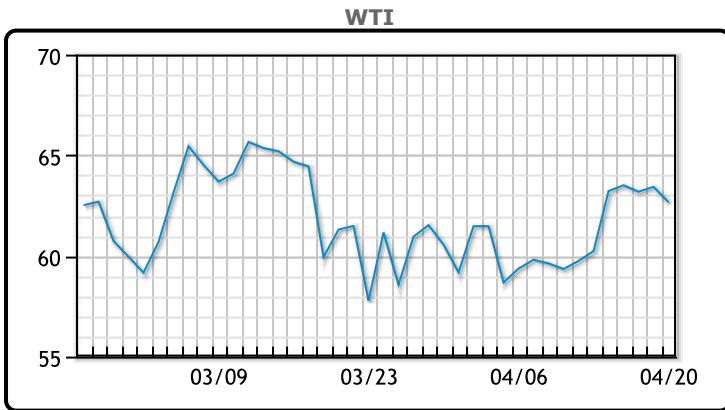
<https://www.pflpetroleum.com>
 1865 Veterans Park Dr. Suite 303
 Naples, Florida 34109
 Phone: 239-390-2885
 Fax: 239-949-0611
 Apr 20, 2021 8:02 PM

Major Energy Futures		
	Settle	Change
Brent	66.57	-0.48
Gas Oil	519	-2.5
Natural Gas	2.727	-0.022
RBOB	201.74	-2.71
ULSD	188.01	-1.24
WTI	62.67	-0.76

Market Commentary

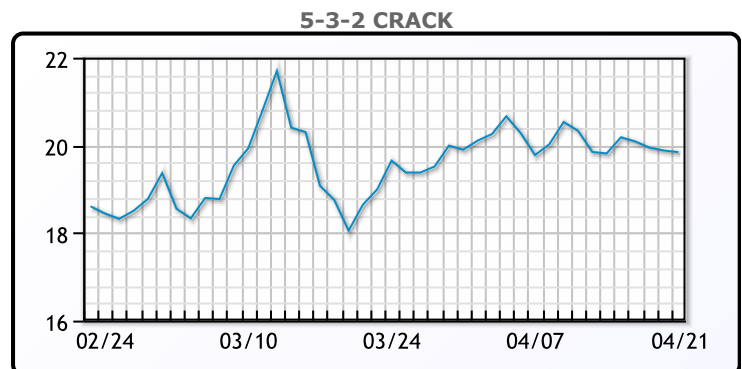
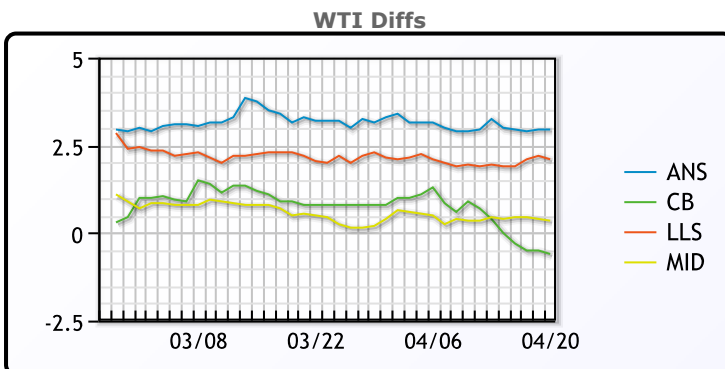
Oil prices fell today, pulling back from one month highs as India announced they may impose more coronavirus restrictions. "Given India's position as a major crude oil importer in the world, new restrictions would be very bad for the energy complex," said Bob Yawger, director of energy futures at Mizuho. One year ago today WTI printed -\$40.32. Since then prices have recovered from historic lows and as of this writing printed \$62.44. The State department issued "Do Not Travel" guidance to 80% of countries in the world. WTI traded down \$.76 or -1.20% to close at \$62.67. Brent traded down \$.48 or -.72% to close at \$66.57.

Crude & Product Markets



CRUDE			
	Last	Week Ago	Month Ago
ANS	65.39	63.43	64.62
BLS	61.84	60.58	62.22
LLS	64.54	62.13	63.42
Mid	62.79	60.63	61.87
WTI	62.44	60.18	61.42

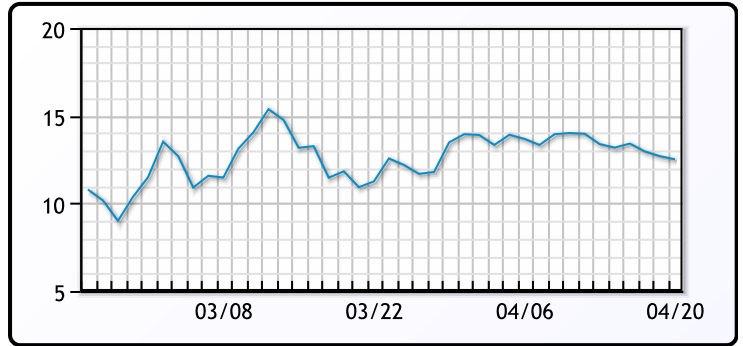
PRODUCTS			
	Last	Week Ago	Month Ago
Gulf RBOB	196.24	194.57	189.81
Gulf ULSD	183.45	176.7	178.43
NYH RBOB	200.49	179.57	184.69
NYH ULSD	188.01	181.4	182.1
USGC 3%	58.13	55.13	54.63



3-2-1 Crack



Gulf 3-2-1 Crack



NGLs

MB

	Last	Week Ago	Month Ago
Butane	75.5	76	94.75
IsoButane	79	80.63	93.75
Natural Gasoline	139.25	136	140
Propane	73.5	78.75	88.5

CONWAY

	Last	Week Ago	Month Ago
Butane	75	77.25	90.5
IsoButane	95	102	113
Natural Gasoline	140.5	133	138
Propane	69.75	71.75	82.5

MB NON

	Last	Week Ago	Month Ago
Butane	80.25	81	94.75
IsoButane	79	80.63	93.75
Natural Gasoline	139.5	135.5	139
Propane	73.75	79	88.13

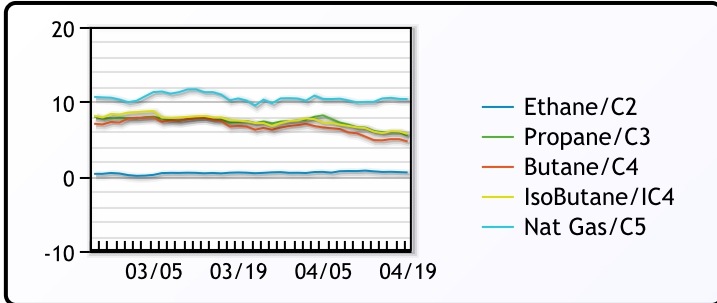
EDMONTON

	Last	Week Ago	Month Ago
Propane	42.75	44.75	52.5

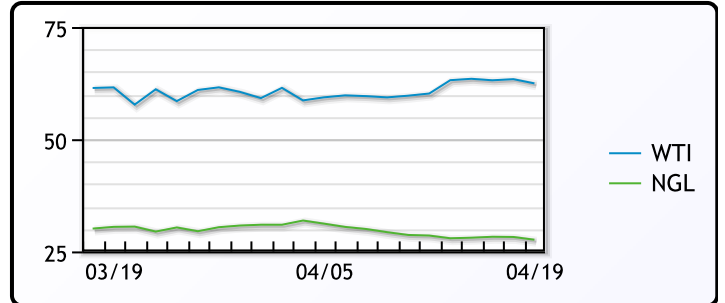
SARNIA

	Last	Week Ago	Month Ago
Propane	93	102.25	109.5

FRAC SPREAD



WTI vs NGL



FX

	Last	Change
CAD	1.2614	0.0005
DXY	91.205	-0.036
Gold	1777.23	-1.52

RATES

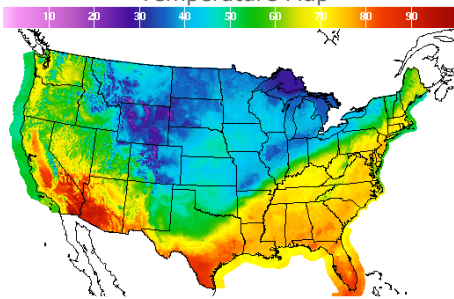
	Last	Change
US 2yr	0.1492	0
US 10yr	1.5624	0.0035
CAN 10yr	1.503	-0.053

EQUITIES

	Last	Change
Nasdaq	13786.27	-128.5
TSX	1134.026	-11.152
S&P 500	4134.94	-28.32

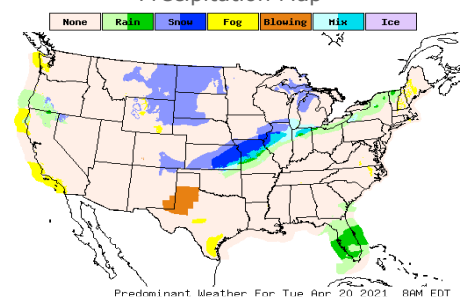
Weather Data

Temperature Map



City	HIGH °F	LOW °F
Calgary	50	30
Conway	34	26
Cushing	48	35
Denver	33	18
Houston	80	59
Mont Belvieu	75	57
Sarnia	39	32
Williston	38	25

Precipitation Map



This report has been prepared by PFL Petroleum Limited personnel for your information only and the views expressed are intended to provide market commentary and are not recommendations. This report is not an offer to sell or a solicitation of any offer to buy any security. The information contained herein has been compiled by PFL from sources believed to be reliable, but no representation or warranty, express or implied, is made by PFL Petroleum Limited, its affiliates or any other person as to its accuracy, completeness or correctness. Copyright 2017 PFL Petroleum Limited. All Rights Reserved