



MARKET DAILY

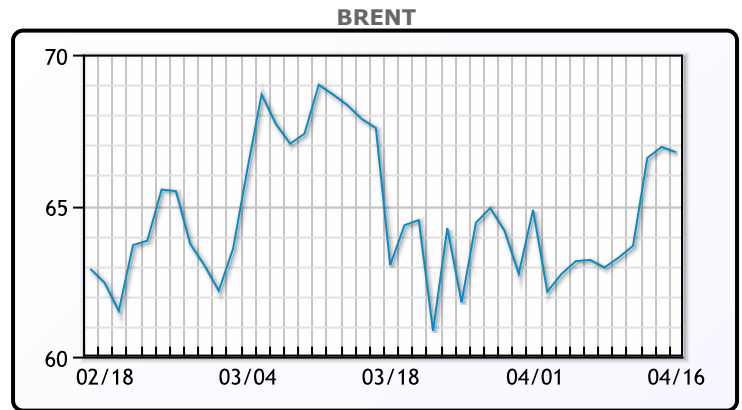
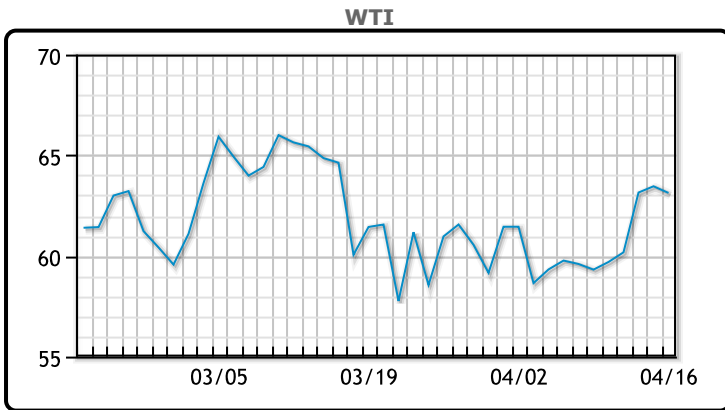
<https://www.pflpetroleum.com>
 1865 Veterans Park Dr. Suite 303
 Naples, Florida 34109
 Phone: 239-390-2885
 Fax: 239-949-0611
 Apr 16, 2021 6:19 PM

Major Energy Futures		
	Settle	Change
Brent	66.77	-0.17
Gas Oil	531.5	1.75
Natural Gas	2.68	0.04
RBOB	203.99	1.63
ULSD	189.57	0.89
WTI	63.13	-0.33

Market Commentary

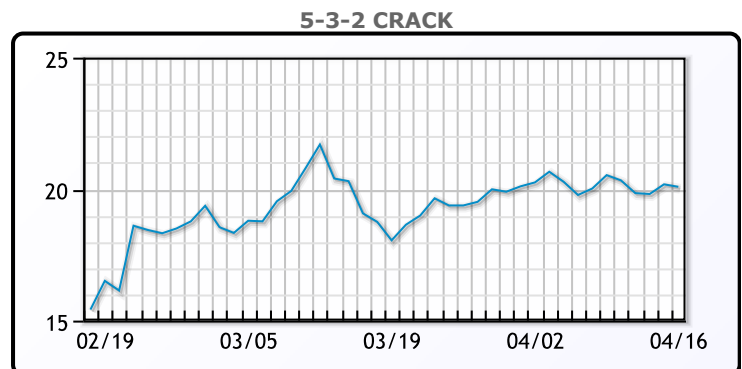
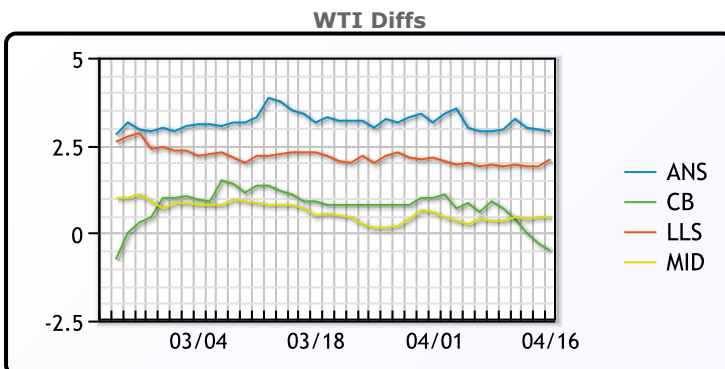
Oil prices traded down slightly but closed up for the week as financial markets hit new records and we had some positive economic data from the US. US retail sales surged in March, up 9.8%, much better than expected. This can be attributed in part to the vaccine rollout and stimulus payments but goes to show the economy is rebounding across a lot of sectors. That data and upbeat earnings from several companies helped push the S&P 500 and the Dow Jones indexes to record highs, bolstering hopes of a broader economic rebound. In regards to yesterday's oil rally, Sophie Griffiths of OANDA said "Better-than-expected stockpile data – both EIA and API – a weaker U.S. dollar and optimism surrounding more energy demand helped oil book its strongest daily gains since late March on Wednesday". Supply discipline going forward will be key for oil price direction. The USD fell to a four week low earlier in the day yesterday. WTI traded down \$.33 or -.52% to close at \$63.13. Brent traded down \$.17 or -.25% to close at \$66.77.

Crude & Product Markets

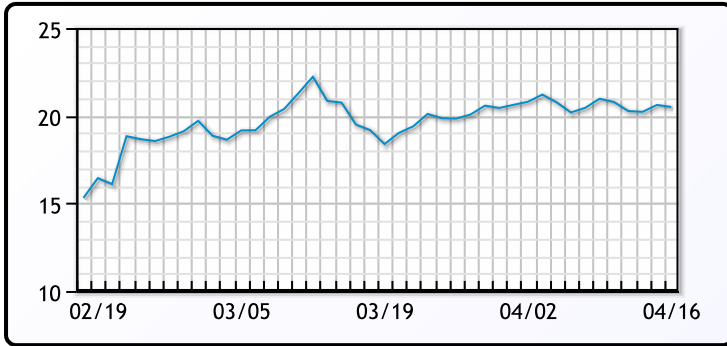


CRUDE			
	Last	Week Ago	Month Ago
ANS	66.03	62.22	67.95
BLS	62.63	60.22	65.7
LLS	65.23	61.27	67.1
Mid	63.58	59.67	65.3
WTI	63.13	59.32	64.8

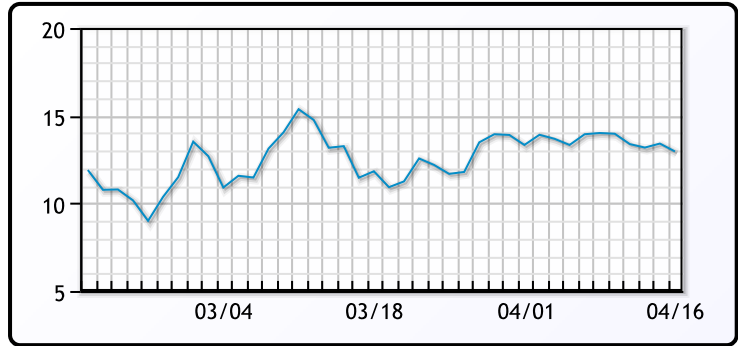
PRODUCTS			
	Last	Week Ago	Month Ago
Gulf RBOB	198.24	193.96	207.12
Gulf ULSD	184.88	176.26	189.97
NYH RBOB	203.12	178.96	200.37
NYH ULSD	189.7	180.76	193.02
USGC 3%	59.63	53.63	58.13



3-2-1 Crack



Gulf 3-2-1 Crack



NGLs

MB

	Last	Week Ago	Month Ago
Butane	77.75	80.75	102.25
IsoButane	82.25	85.25	98.75
Natural Gasoline	141	133.88	149.75
Propane	77.75	82.25	92.625

CONWAY

	Last	Week Ago	Month Ago
Butane	79.5	81	95.75
IsoButane	100.5	104	118
Natural Gasoline	139.5	133.5	151.5
Propane	73.125	76	85

MB NON

	Last	Week Ago	Month Ago
Butane	83.25	85.75	100.25
IsoButane	82.25	85.25	98.75
Natural Gasoline	142.25	134.75	149.5
Propane	78.5	82.5	92

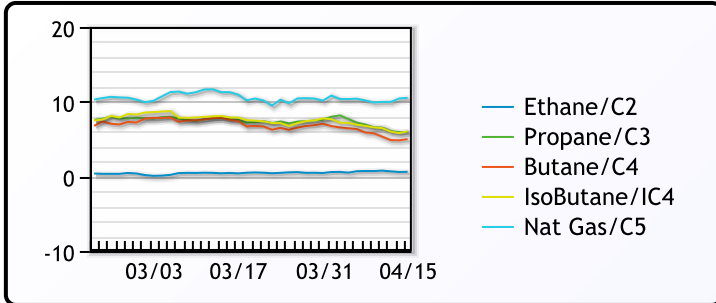
EDMONTON

	Last	Week Ago	Month Ago
Propane	46	45.63	54.75

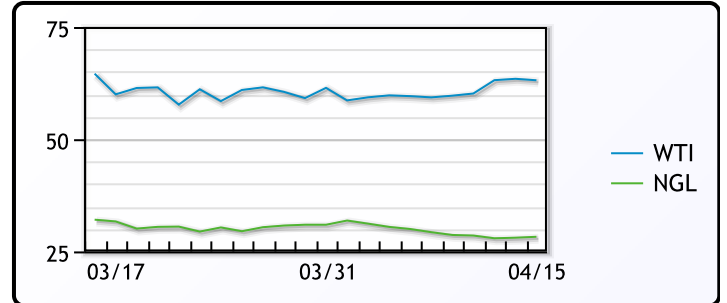
SARNIA

	Last	Week Ago	Month Ago
Propane	93	102.25	109.5

FRAC SPREAD



WTI vs NGL



FX

	Last	Change
CAD	1.2508	-0.0035
DXY	91.55601	-0.11499
Gold	1776.51	12.56

RATES

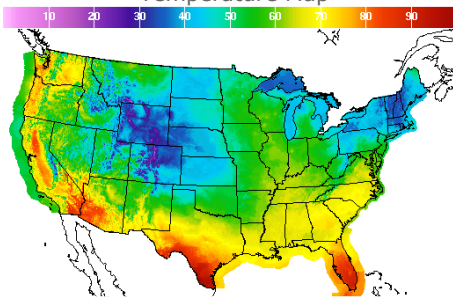
	Last	Change
US 2yr	0.1612	0.0022
US 10yr	1.5798	0.0039
CAN 10yr	1.541	0.065

EQUITIES

	Last	Change
Nasdaq	14052.34	13.58
TSX	1153.58	1.563
S&P 500	4185.47	15.05

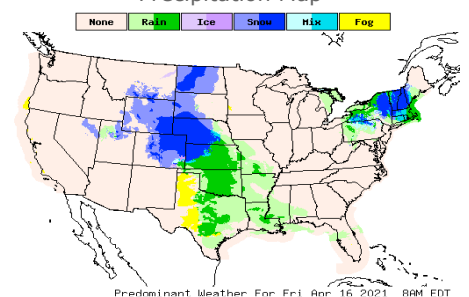
Weather Data

Temperature Map



City	HIGH °F	LOW °F
Calgary	62	37
Conway	48	34
Cushing	51	42
Denver	34	27
Houston	70	64
Mont Belvieu	71	63
Sarnia	40	38
Williston	49	34

Precipitation Map



This report has been prepared by PFL Petroleum Limited personnel for your information only and the views expressed are intended to provide market commentary and are not recommendations. This report is not an offer to sell or a solicitation of any offer to buy any security. The information contained herein has been compiled by PFL from sources believed to be reliable, but no representation or warranty, express or implied, is made by PFL Petroleum Limited, its affiliates or any other person as to its accuracy, completeness or correctness. Copyright 2017 PFL Petroleum Limited. All Rights Reserved