



MARKET DAILY

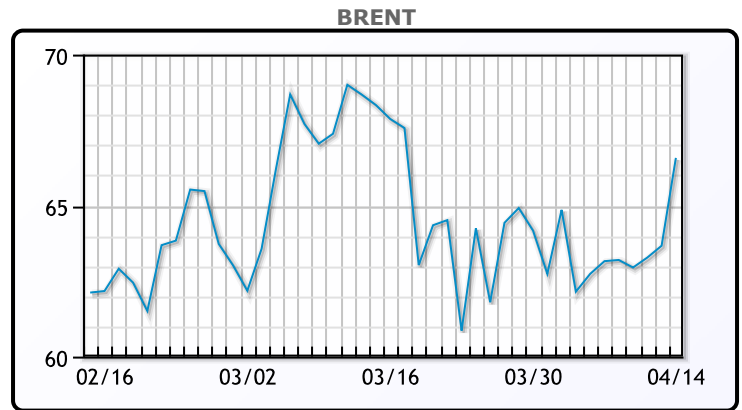
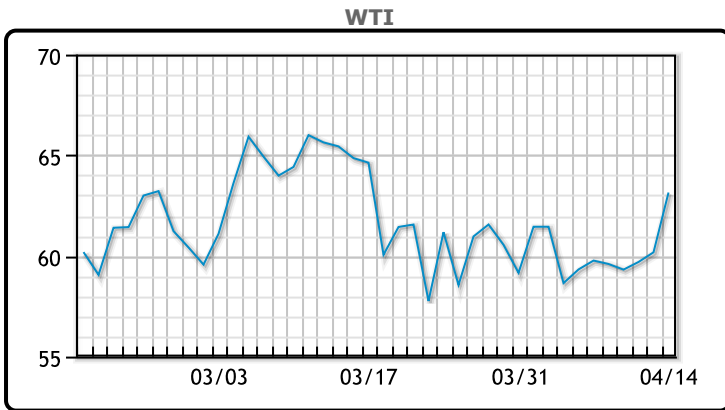
<https://www.pflpetroleum.com>
 1865 Veterans Park Dr. Suite 303
 Naples, Florida 34109
 Phone: 239-390-2885
 Fax: 239-949-0611
 Apr 14, 2021 7:19 PM

Major Energy Futures		
	Settle	Change
Brent	66.58	2.91
Gas Oil	528.25	-1.25
Natural Gas	2.618	-0.001
RBOB	203.55	5.98
ULSD	189	7.55
WTI	63.15	2.97

Market Commentary

Oil prices rallied today, buoyed by a strong crude inventory draw which is boosting optimism about rising demand. U.S. crude inventories fell by 5.9 MM/bbls last week, exceeding analysts' forecasts for a 2.9 MM/bbl drop. East Coast crude stocks also hit a record low. Gasoline supplied rose to 8.9MM/bpd, the highest since last August as the summer driving season starts to pick up. Gasoline inventories edged higher by 309K/bbls, less than expectations for a 786K/bbl rise. Distillate stocks fell by 2.1MM/bbls, versus expectations for a 971K/bbl rise. Earlier in the session oil prices rose on a report from the International Energy Agency that predicted global oil demand and supply were set to rebalance in the second half of the year. "That IEA report is one of the best ones we've seen them publish in a while in terms of being optimistic about the continued rebound in demand," said John Kilduff, partner at Again Capital in New York. WTI traded up \$2.97 or 4.94% to close at \$63.15. Brent traded up \$2.91 or 4.57% to close at \$66.58.

Crude & Product Markets

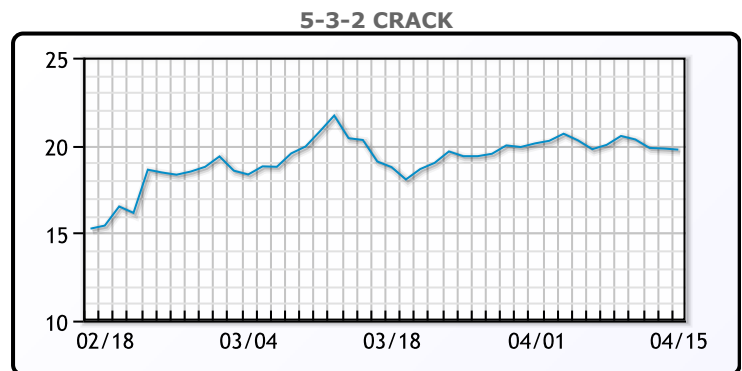
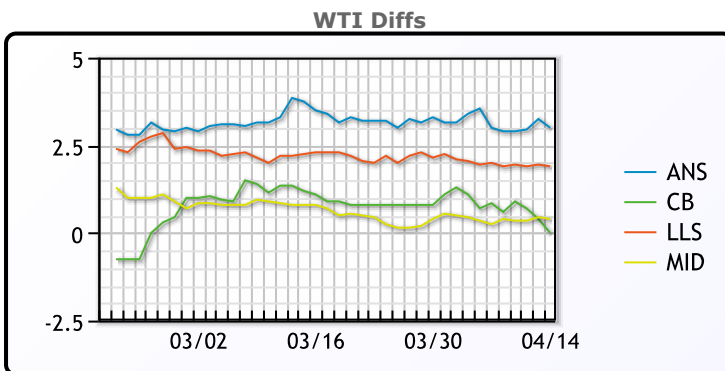


CRUDE

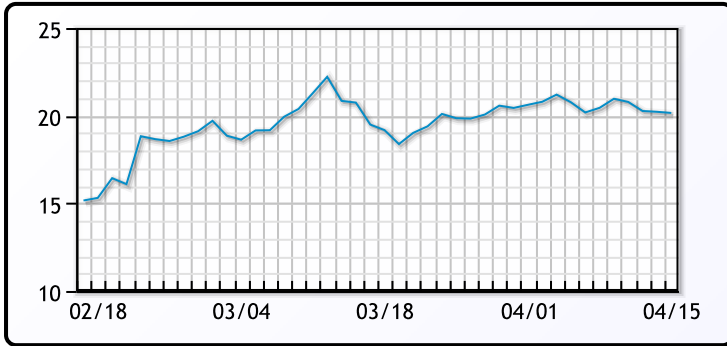
	Last	Week Ago	Month Ago
ANS	66.15	62.77	69.11
BLS	63.15	60.62	66.71
LLS	65.05	61.77	67.91
Mid	63.55	60.02	66.41
WTI	63.15	59.77	65.61

PRODUCTS

	Last	Week Ago	Month Ago
Gulf RBOB	200.3	192.68	213.5
Gulf ULSD	184.35	176.04	194.38
NYH RBOB	201.93	180.18	205.13
NYH ULSD	189	181.04	196.5
USGC 3%	58.38	53.88	58.38



3-2-1 Crack



Gulf 3-2-1 Crack



NGLs

MB

	Last	Week Ago	Month Ago
Butane	74.75	87.5	105.5
IsoButane	80.25	88.75	102.5
Natural Gasoline	134.75	138.5	154.75
Propane	77.375	88.125	94.75

CONWAY

	Last	Week Ago	Month Ago
Butane	76.25	85.25	96.5
IsoButane	101	106	120.5
Natural Gasoline	137.5	137	152.5
Propane	70.5	80	85

MB NON

	Last	Week Ago	Month Ago
Butane	81.25	89.5	103.5
IsoButane	80.25	88.75	102.5
Natural Gasoline	140.75	138.25	154.25
Propane	82.25	98	95

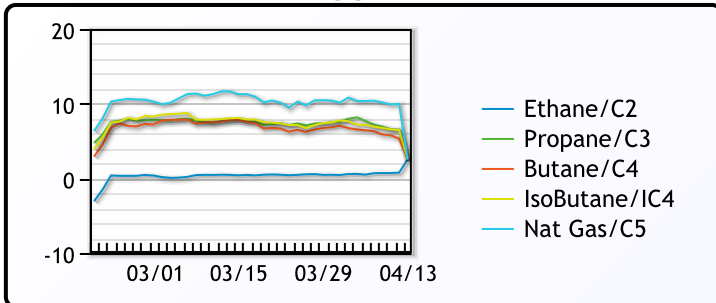
EDMONTON

	Last	Week Ago	Month Ago
Propane	46	53.5	52.25

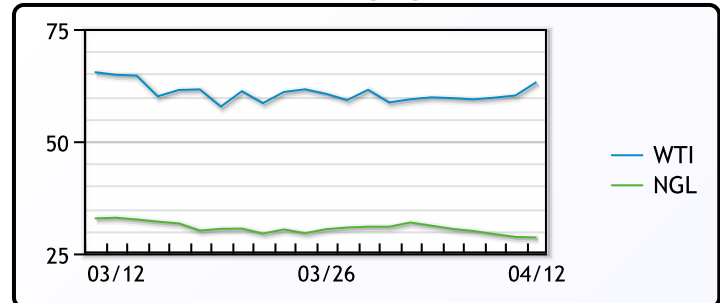
SARNIA

	Last	Week Ago	Month Ago
Propane	102.25	114.75	109.5

FRAC SPREAD



WTI vs NGL



FX

	Last	Change
CAD	1.2515	-0.0006
DXY	91.69	-0.16201
Gold	1736.19	-0.24

RATES

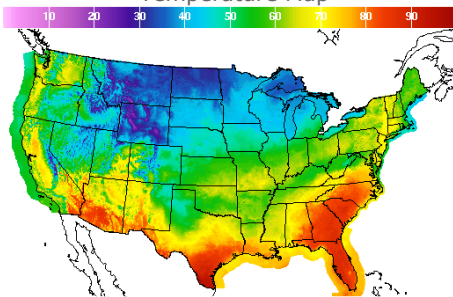
	Last	Change
US 2yr	0.161	0.0021
US 10yr	1.6323	0.0178
CAN 10yr	1.529	0.025

EQUITIES

	Last	Change
Nasdaq	13857.84	-138.26
TSX	1143.56	-1.455
S&P 500	4124.66	-16.93

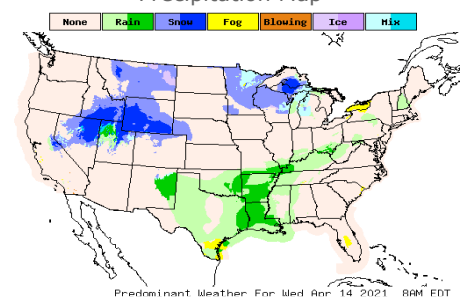
Weather Data

Temperature Map



City	HIGH °F	LOW °F
Calgary	54	29
Conway	31	25
Cushing	60	46
Denver	44	31
Houston	78	71
Mont Belvieu	76	69
Sarnia	50	38
Williston	31	22

Precipitation Map



This report has been prepared by PFL Petroleum Limited personnel for your information only and the views expressed are intended to provide market commentary and are not recommendations. This report is not an offer to sell or a solicitation of any offer to buy any security. The information contained herein has been compiled by PFL from sources believed to be reliable, but no representation or warranty, express or implied, is made by PFL Petroleum Limited, its affiliates or any other person as to its accuracy, completeness or correctness. Copyright 2017 PFL Petroleum Limited. All Rights Reserved