



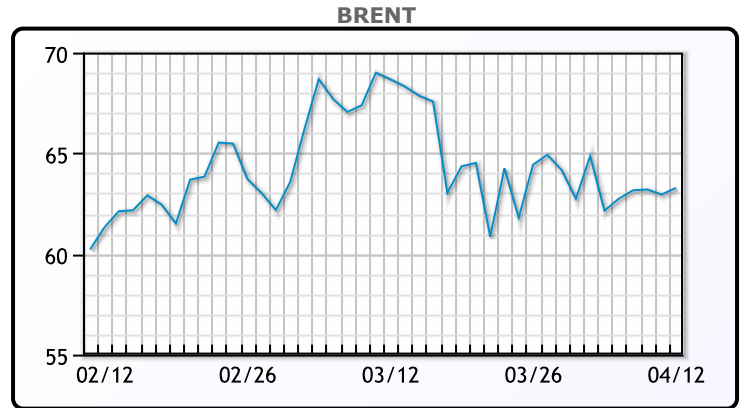
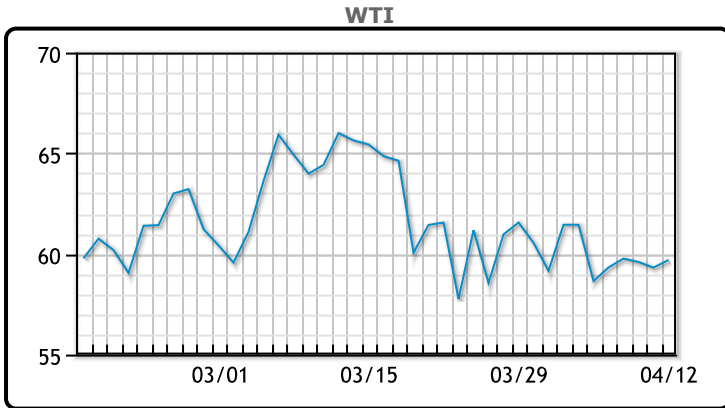
MARKET DAILY

<https://www.pflpetroleum.com>
 1865 Veterans Park Dr. Suite 303
 Naples, Florida 34109
 Phone: 239-390-2885
 Fax: 239-949-0611
 Apr 12, 2021 6:20 PM

Major Energy Futures		
	Settle	Change
Brent	63.28	0
Gas Oil	510.75	3
Natural Gas	2.561	0.004
RBOB	197	0.28
ULSD	180.8	-0.22
WTI	59.7	0

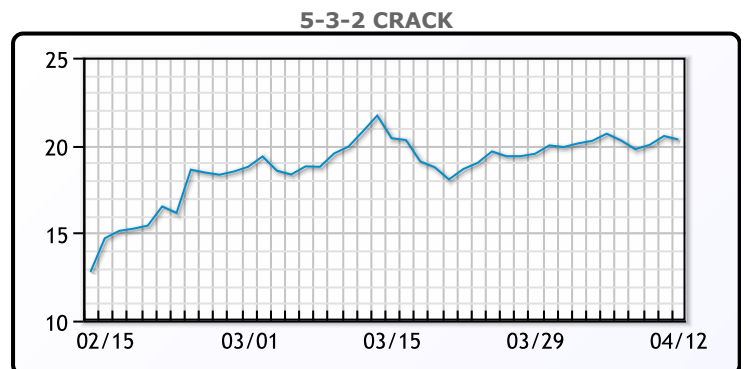
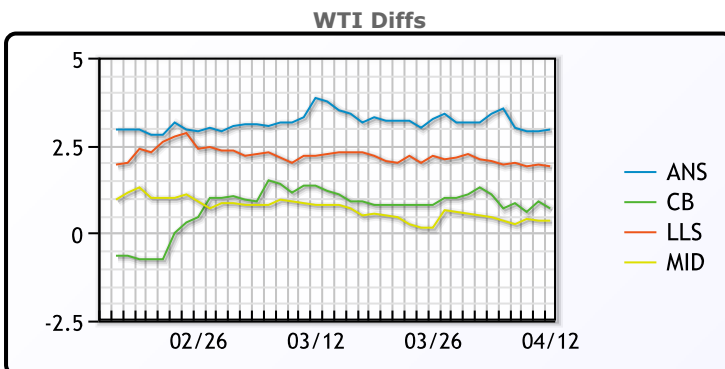
Market Commentary
 Oil prices rose today in a choppy session as the market has become more cautious as of late. Price have been range bound for the last month or so trading down from highs last seen early March. Geopolitical tensions are rising as Yemeni rebels attacked Saudi refineries and an attack occurred at an Iranian nuclear facility. Production is rising again in the US as Permian Basin output is set to reach 4.47MM/bpd in May. Chairman of the Fed Jerome Powell did an interview on Sunday in which he described the US economy as being at an "inflection point". He said we are "on the cusp" of growing more quickly but some risks remain. WTI traded up \$.38 or .64% to close at \$59.70. Brent traded up \$.25 or .4% to close at \$63.20.

Crude & Product Markets

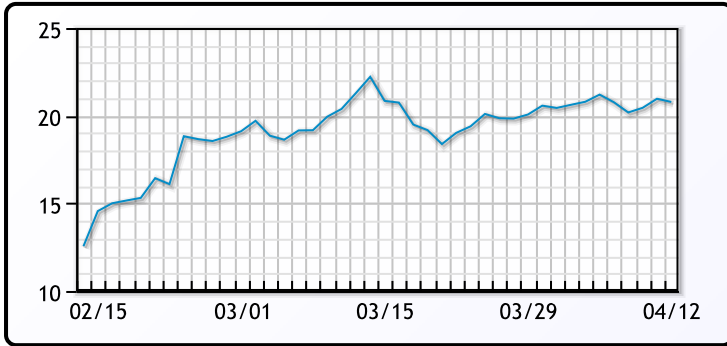


CRUDE			
	Last	Week Ago	Month Ago
ANS	62.65	62.05	69.11
BLS	60.4	59.75	66.71
LLS	61.6	60.7	67.91
Mid	60.05	59.1	66.41
WTI	59.7	58.65	65.61

PRODUCTS			
	Last	Week Ago	Month Ago
Gulf RBOB	194.25	192.61	213.5
Gulf ULSD	176.13	172.62	194.38
NYH RBOB	176	185.11	205.13
NYH ULSD	180.8	177.49	196.5
USGC 3%	54.13	51.88	58.38



3-2-1 Crack



Gulf 3-2-1 Crack



NGLs

MB

	Last	Week Ago	Month Ago
Butane	76.25	89.25	105.5
IsoButane	85	90.75	102.5
Natural Gasoline	133.88	144.75	148
Propane	81.5	96	94.75

CONWAY

	Last	Week Ago	Month Ago
Butane	81.25	85.5	96.5
IsoButane	103.5	107	120.5
Natural Gasoline	133.25	136	152.5
Propane	75	82	85

MB NON

	Last	Week Ago	Month Ago
Butane	85.25	91.25	103.5
IsoButane	85	90.75	102.5
Natural Gasoline	134.25	138.25	154.25
Propane	82.5	96.63	92

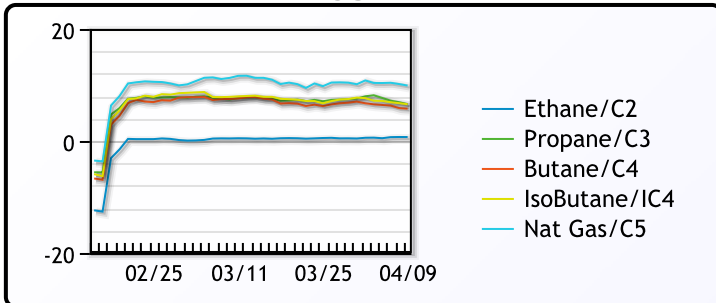
EDMONTON

	Last	Week Ago	Month Ago
Propane	45.63	53.5	51.75

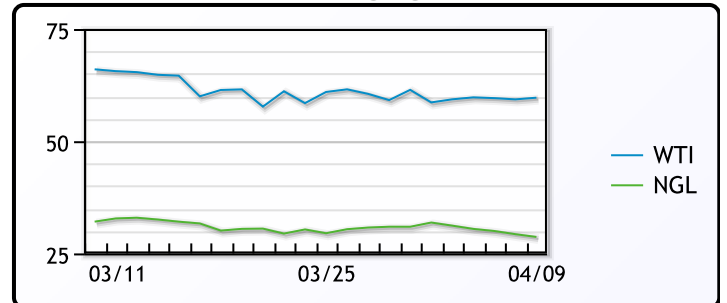
SARNIA

	Last	Week Ago	Month Ago
Propane	102.25	109.5	114

FRAC SPREAD



WTI vs NGL



FX

	Last	Change
CAD	1.2565	0.0002
DXY	92.089	-0.074
Gold	1732.75	-0.01

RATES

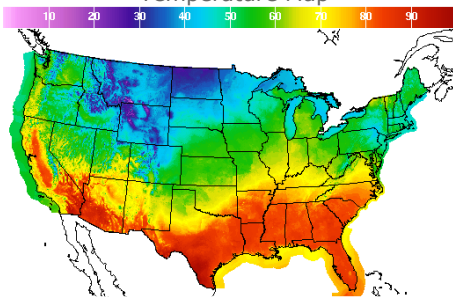
	Last	Change
US 2yr	0.1668	0.012
US 10yr	1.6657	0.0072
CAN 10yr	1.514	0.017

EQUITIES

	Last	Change
Nasdaq	13850	-50.19
TSX	1145.77	0.277
S&P 500	4127.99	-0.81

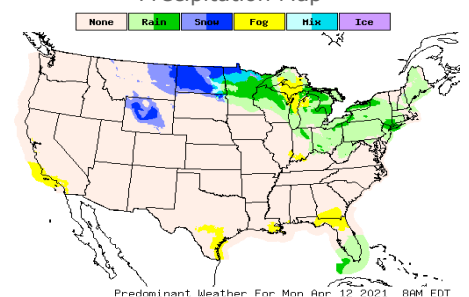
Weather Data

Temperature Map



City	HIGH °F	LOW °F
Calgary	37	27
Conway	40	26
Cushing	64	49
Denver	46	33
Houston	83	63
Mont Belvieu	79	63
Sarnia	54	47
Williston	32	26

Precipitation Map



This report has been prepared by PFL Petroleum Limited personnel for your information only and the views expressed are intended to provide market commentary and are not recommendations. This report is not an offer to sell or a solicitation of any offer to buy any security. The information contained herein has been compiled by PFL from sources believed to be reliable, but no representation or warranty, express or implied, is made by PFL Petroleum Limited, its affiliates or any other person as to its accuracy, completeness or correctness. Copyright 2017 PFL Petroleum Limited. All Rights Reserved