



MARKET DAILY

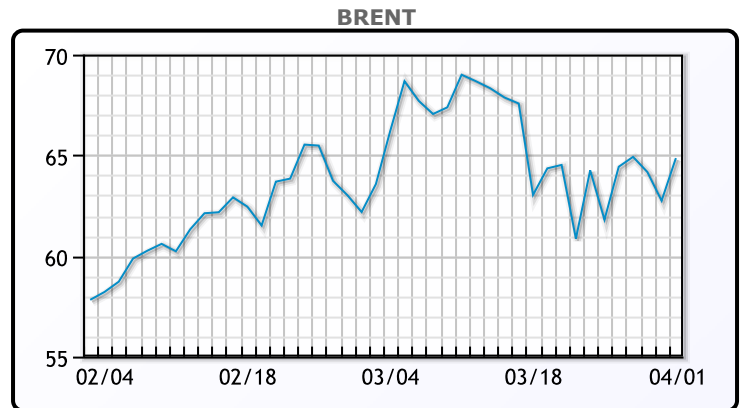
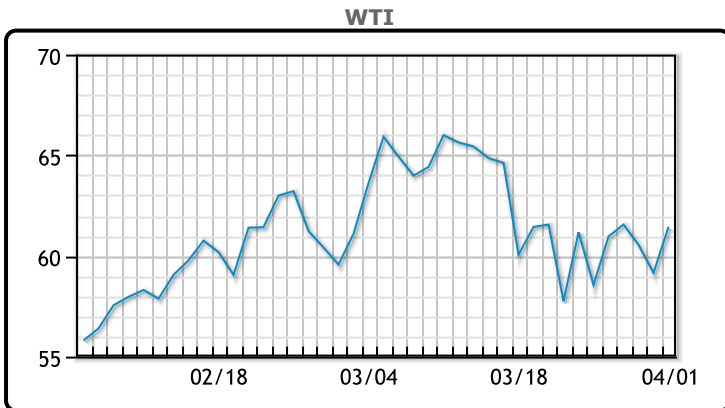
<https://www.pflpetroleum.com>
 1865 Veterans Park Dr. Suite 303
 Naples, Florida 34109
 Phone: 239-390-2885
 Fax: 239-949-0611
 Apr 1, 2021 6:48 PM

Major Energy Futures		
	Settle	Change
Brent	64.86	2.12
Gas Oil	496.25	-1.25
Natural Gas	2.639	-0.015
RBOB	202.23	-3.67
ULSD	183.16	-2.16
WTI	61.45	2.29

Market Commentary

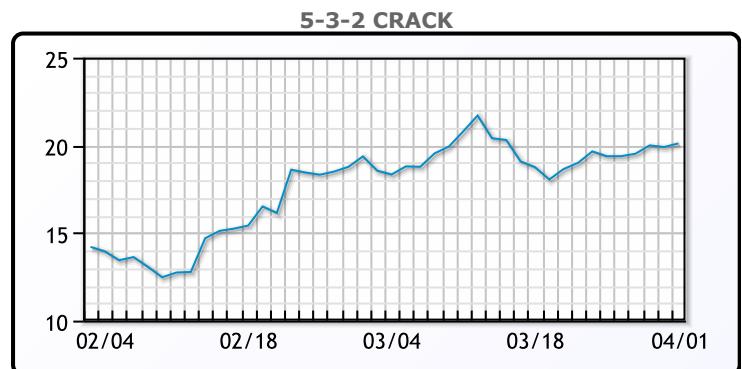
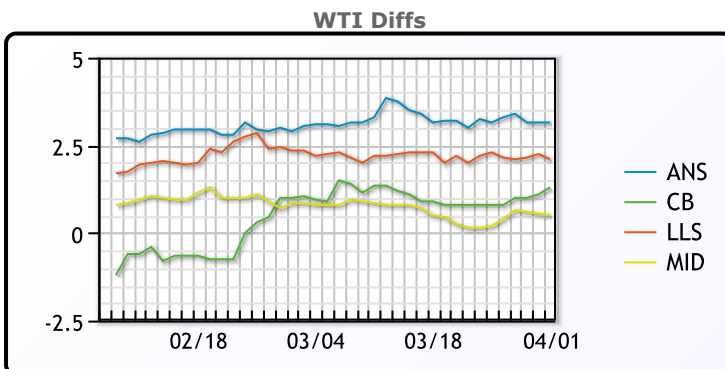
Oil prices rallied today coming back from yesterday's losses on preliminary news that OPEC+ would gradually lift production starting in May. According to Reuters, OPEC+ is considering increasing output by 350,000 bpd in May, 350,000 bpd in June and 400,000 bpd in July. "The major players have decided that its time to get barrels back in the market, which is surprising but does allow for some flexibility" said Bob Yawger, director of energy futures at Mizuho. Oil also found some support on the back of Biden's \$2.3 infrastructure plan, but sentiment was tempered by an unexpected rise in U.S. jobless claims. WTI traded up \$2.29 or 3.87% to close at \$61.45. Brent traded up \$2.12 or 3.38% to close \$64.86.

Crude & Product Markets

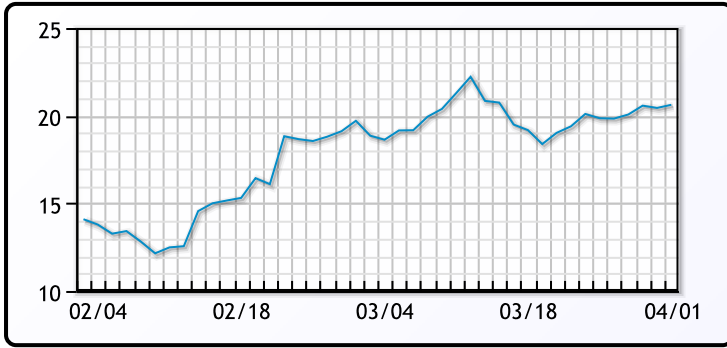


CRUDE			
	Last	Week Ago	Month Ago
ANS	64.6	61.64	63.69
BLS	62.75	59.29	61.69
LLS	63.55	60.79	62.99
Mid	61.95	58.69	61.49
WTI	61.45	58.49	60.64

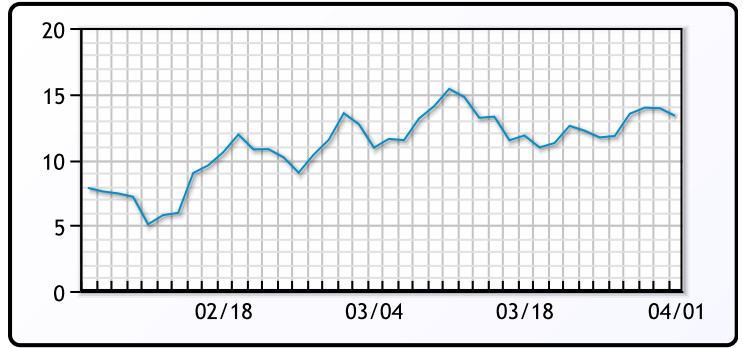
PRODUCTS			
	Last	Week Ago	Month Ago
Gulf RBOB	197.98	186.84	186.04
Gulf ULSD	178.26	170.91	180.04
NYH RBOB	190.23	181.59	186.04
NYH ULSD	182.91	174.66	182.54
USGC 3%	54.63	52.63	55.38



3-2-1 Crack



Gulf 3-2-1 Crack



NGLs

MB

	Last	Week Ago	Month Ago
Butane	93.25	91.25	104
IsoButane	94.5	88.25	105
Natural Gasoline	137.25	138.75	143
Propane	94.5	87.125	96.25

CONWAY

	Last	Week Ago	Month Ago
Butane	89	84.75	94
IsoButane	108	105	121
Natural Gasoline	139.5	130.5	139
Propane	83.5	80	92

MB NON

	Last	Week Ago	Month Ago
Butane	95.25	89.25	104
IsoButane	94.5	88.25	105
Natural Gasoline	143.25	132.5	140.25
Propane	91.5	89.25	94.75

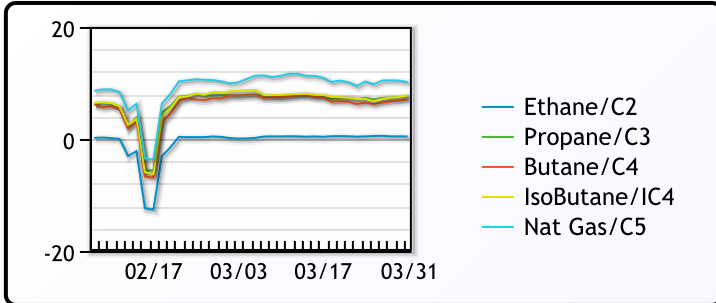
EDMONTON

	Last	Week Ago	Month Ago
Propane	54.5	52.5	74

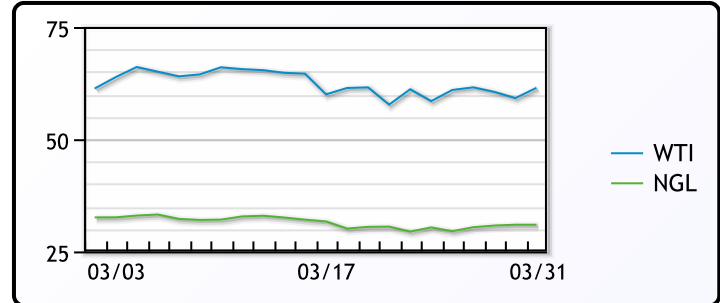
SARNIA

	Last	Week Ago	Month Ago
Propane	109.5	109.5	115

FRAC SPREAD



WTI vs NGL



FX

	Last	Change
CAD	1.2543	-0.0005
DXY	92.929	-0.303
Gold	1729.33	0.02

RATES

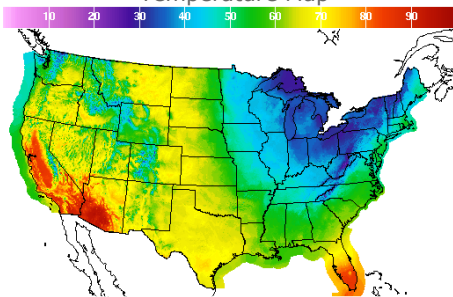
	Last	Change
US 2yr	0.1585	-0.0018
US 10yr	1.6699	-0.0705
CAN 10yr	1.51	-0.048

EQUITIES

	Last	Change
Nasdaq	13480.11	233.24
TSX	1133.01	15.861
S&P 500	4019.87	46.98

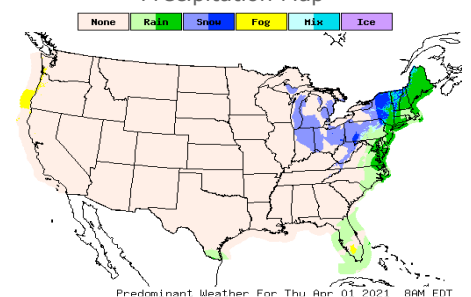
Weather Data

Temperature Map



City	HIGH °F	LOW °F
Calgary	57	33
Conway	56	24
Cushing	62	39
Denver	70	36
Houston	70	52
Mont Belvieu	69	48
Sarnia	30	24
Williston	66	30

Precipitation Map



This report has been prepared by PFL Petroleum Limited personnel for your information only and the views expressed are intended to provide market commentary and are not recommendations. This report is not an offer to sell or a solicitation of any offer to buy any security. The information contained herein has been compiled by PFL from sources believed to be reliable, but no representation or warranty, express or implied, is made by PFL Petroleum Limited, its affiliates or any other person as to its accuracy, completeness or correctness. Copyright 2017 PFL Petroleum Limited. All Rights Reserved