



MARKET DAILY

<https://www.pflpetroleum.com>
 1865 Veterans Park Dr. Suite 303
 Naples, Florida 34109
 Phone: 239-390-2885
 Fax: 239-949-0611
 Apr 23, 2021 4:43 PM

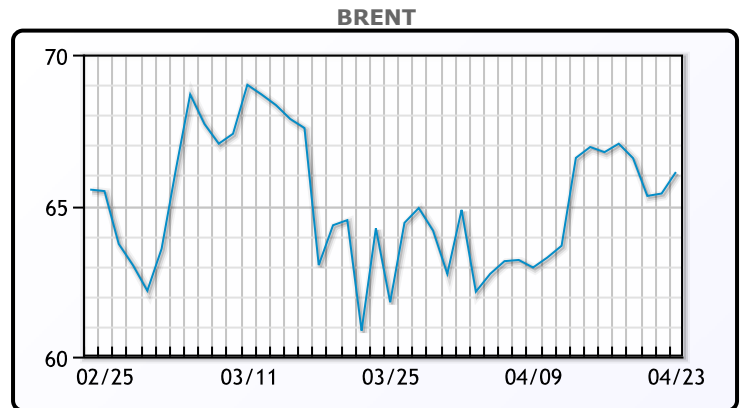
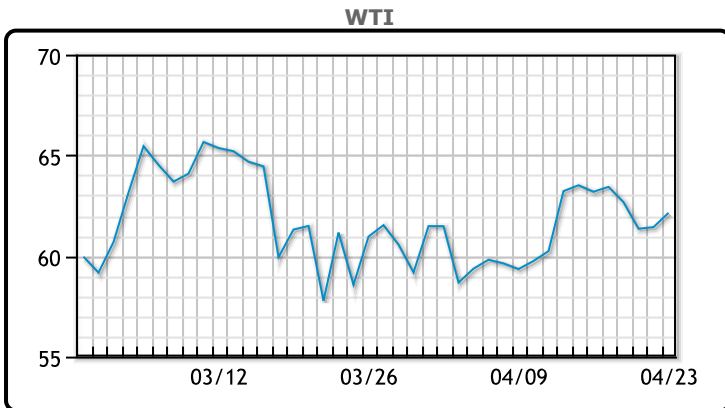
Major Energy Futures		
	Settle	Change
Brent	66.11	0.73
Gas Oil	525	1
Natural Gas	2.73	0.057
RBOB	199.57	-0.87
ULSD	187.35	0.71
WTI	62.14	0.72

Market Commentary

Brent rose today 73 cents to end the week at \$66.11. WIT also rose 72 cents to finish the week at \$62.14.

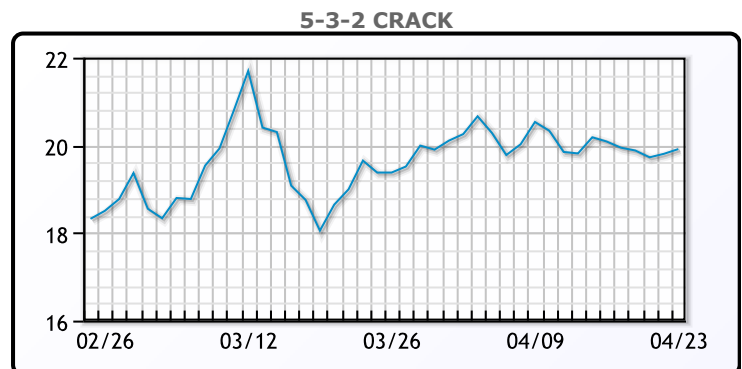
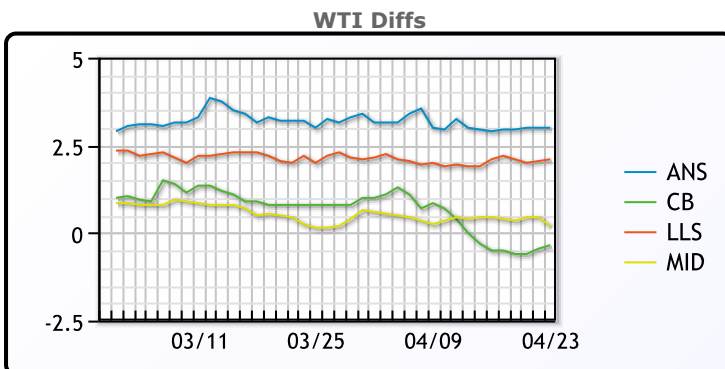
DAPL's latest petition was declined today by US Court of Appeals for D.C. Energy Transfer Partners has struggled with many roadblocks such as Native American protests, violence during construction and even a court ordered shut down. It is estimated that ending DAPL could add another \$5 per barrel to the cost of shipping North Dakota's crude oil making it almost impossible to stay competitive.

Crude & Product Markets



CRUDE			
	Last	Week Ago	Month Ago
ANS	65.18	66.03	60.71
BLS	61.83	62.63	58.51
LLS	64.28	65.23	59.71
Mid	62.38	63.58	57.86
WTI	62.18	63.13	57.71

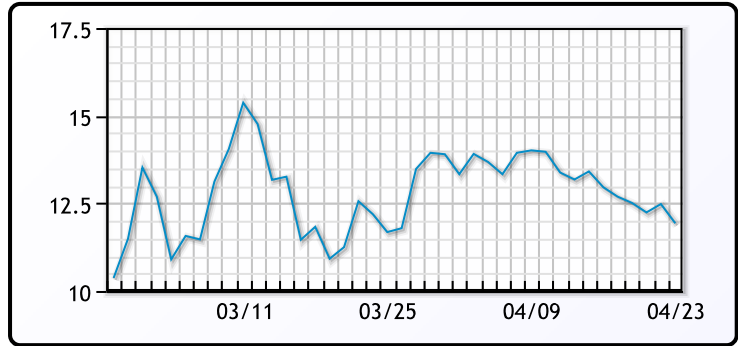
PRODUCTS			
	Last	Week Ago	Month Ago
Gulf RBOB	195.26	198.24	184.09
Gulf ULSD	182.87	184.88	171.27
NYH RBOB	197.45	203.12	178.64
NYH ULSD	187.35	189.69	174.16
USGC 3%	58.38	59.63	51.13



3-2-1 Crack



Gulf 3-2-1 Crack



NGLs

MB

	Last	Week Ago	Month Ago
Butane	78.25	77.75	93
IsoButane	83.25	82.25	90
Natural Gasoline	136.25	142.25	137.5
Propane	77.875	77.75	88

CONWAY

	Last	Week Ago	Month Ago
Butane	80.25	79.5	88
IsoButane	102	100.5	108
Natural Gasoline	138	139.5	130.5
Propane	73.75	73.125	81.5

MB NON

	Last	Week Ago	Month Ago
Butane	84.25	83.25	91
IsoButane	83.25	82.25	90
Natural Gasoline	138.5	142.25	130
Propane	77.13	78.13	89.75

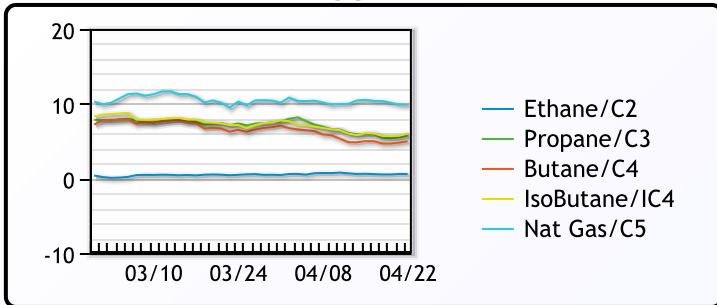
EDMONTON

	Last	Week Ago	Month Ago
Propane	46	45.25	53.25

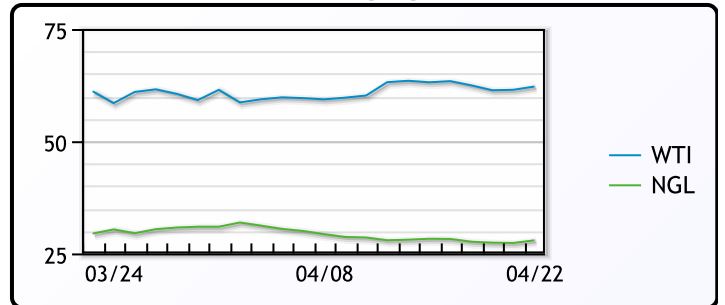
SARNIA

	Last	Week Ago	Month Ago
Propane	88.75	94.5	109.5

FRAC SPREAD



WTI vs NGL



FX

	Last	Change
CAD	1.2477	-0.003
DXY	90.821	-0.51201
Gold	1776.8	-7.14

RATES

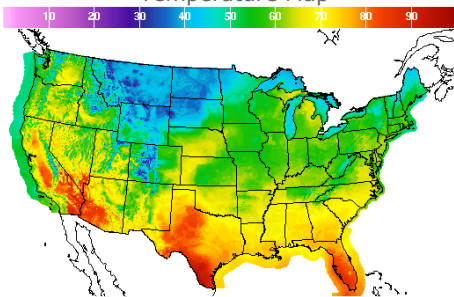
	Last	Change
US 2yr	0.1575	0.0103
US 10yr	1.556	0.018
CAN 10yr	1.516	0.001

EQUITIES

	Last	Change
Nasdaq	14016.81	198.4
TSX	1136.4	3.931
S&P 500	4180.17	45.19

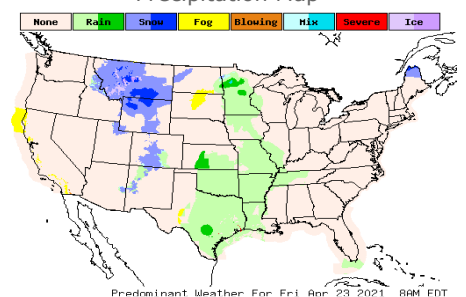
Weather Data

Temperature Map



City	HIGH °F	LOW °F
Calgary	37	24
Conway	46	28
Cushing	63	47
Denver	55	37
Houston	75	67
Mont Belvieu	74	66
Sarnia	63	32
Williston	40	29

Precipitation Map



This report has been prepared by PFL Petroleum Limited personnel for your information only and the views expressed are intended to provide market commentary and are not recommendations. This report is not an offer to sell or a solicitation of any offer to buy any security. The information contained herein has been compiled by PFL from sources believed to be reliable, but no representation or warranty, express or implied, is made by PFL Petroleum Limited, its affiliates or any other person as to its accuracy, completeness or correctness. Copyright 2017 PFL Petroleum Limited. All Rights Reserved