



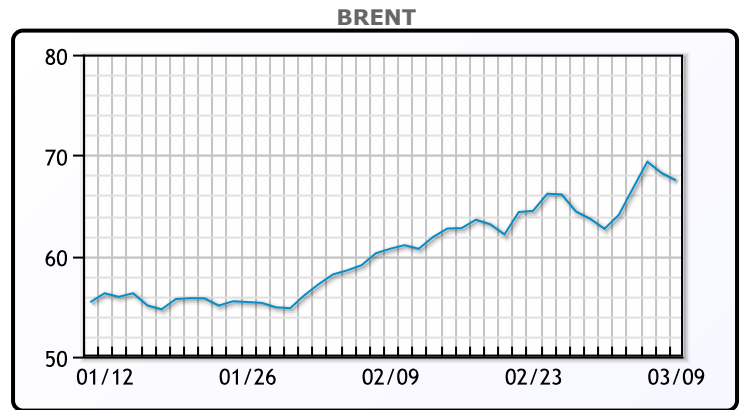
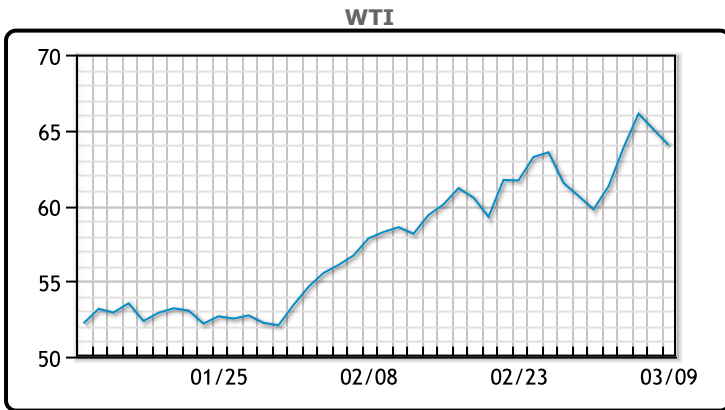
# MARKET DAILY

<https://www.pflpetroleum.com>  
 1865 Veterans Park Dr. Suite 303  
 Naples, Florida 34109  
 Phone: 239-390-2885  
 Fax: 239-949-0611  
 Mar 9, 2021 6:33 PM

Major Energy Futures		
	Settle	Change
Brent	67.52	-0.72
Gas Oil	537.75	-1.5
Natural Gas	2.662	-0.002
RBOB	205.02	0.15
ULSD	190.73	-0.12
WTI	64.01	-1.04

**Market Commentary**  
 Oil prices fell today after a choppy session, coming off yesterday's post-pandemic highs following an attack on Saudi crude production assets. Market sentiment is turning more cautious as analysts and investment banks are expecting some correction from these levels. A stronger US dollar (easing off of three-month highs reached earlier in the week) is also capping gains. "There's an expectation that we're going to see another increase in U.S. crude supplies because refineries remain shut down," said Phil Flynn, senior analyst at Price Futures group in regards to tomorrow's EIA report. He continued, "The market seems to be softening on those concerns. It's had an incredible run, and it's due for a correction." As OPEC+ is working to tighten supply, Libya just announced they intend to lift oil output to 1.45MM/bpd by year end. WTI traded down \$1.04 or -1.60% to close at \$64.01. Brent traded down \$.72 or -1.06% to close at \$67.52

## Crude & Product Markets

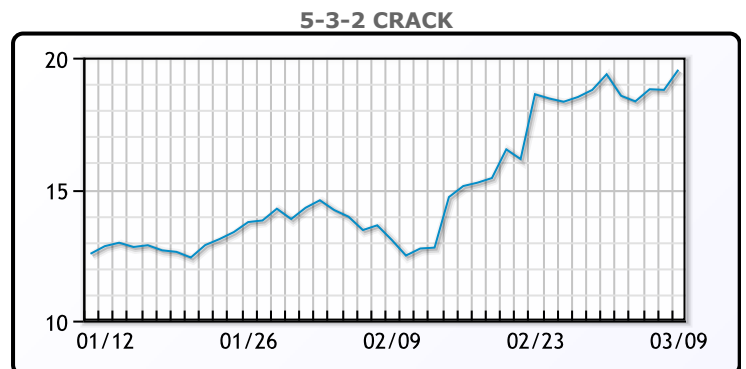
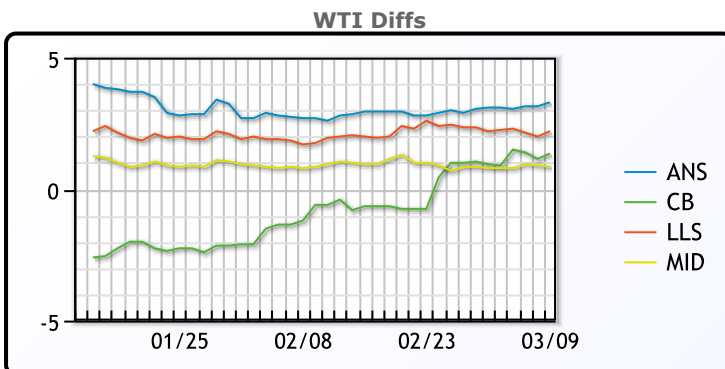


**CRUDE**

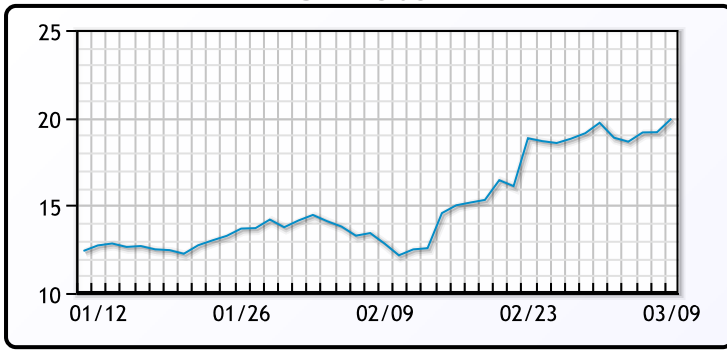
	Last	Week Ago	Month Ago
ANS	67.31	62.85	61.2
BLS	65.36	60.7	58
LLS	66.21	61.95	60.4
Mid	64.86	60.55	59.45
WTI	64.01	59.75	58.4

**PRODUCTS**

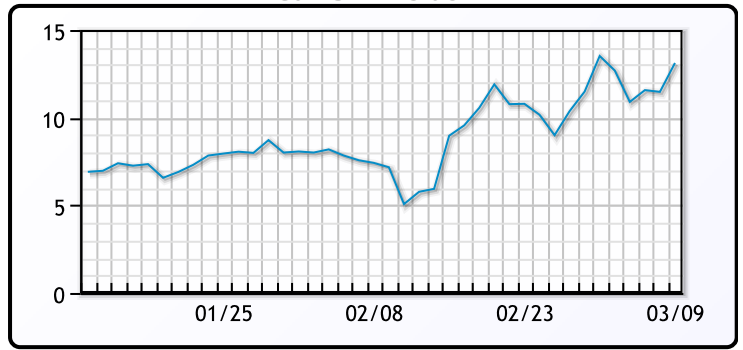
	Last	Week Ago	Month Ago
Gulf RBOB	199.77	188.89	161.11
Gulf ULSD	187.98	179.06	170.27
NYH RBOB	194.02	185.14	168.11
NYH ULSD	189.85	181.06	175.94
USGC 3%	57.88	54.13	53.38



**3-2-1 Crack**



**Gulf 3-2-1 Crack**



**NGLs**

**MB**

	Last	Week Ago	Month Ago
Butane	102	109.5	93.5
IsoButane	98.25	110.5	91.5
Natural Gasoline	151	141	132
Propane	91.75	97	86.5

**CONWAY**

	Last	Week Ago	Month Ago
Butane	95	96	89
IsoButane	121.5	124	115
Natural Gasoline	148.75	139.5	128.5
Propane	84.5	89.75	98.25

**MB NON**

	Last	Week Ago	Month Ago
Butane	100	109.5	90.5
IsoButane	98.25	110.5	91.5
Natural Gasoline	148.75	138.5	131.5
Propane	93.5	96.5	87.25

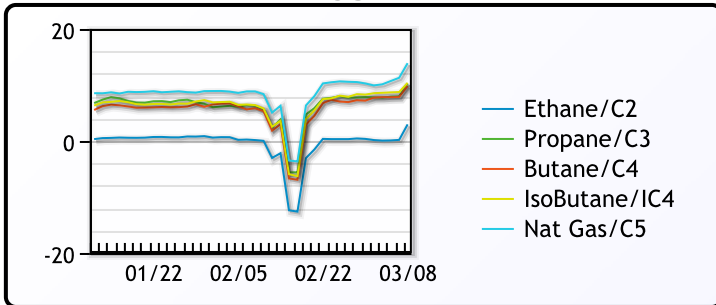
**EDMONTON**

	Last	Week Ago	Month Ago
Propane	54.75	62.63	59

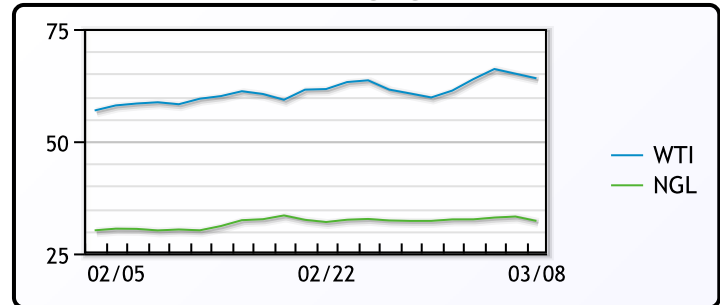
**SARNIA**

	Last	Week Ago	Month Ago
Propane	114	112.5	106.5

**FRAC SPREAD**



**WTI vs NGL**



**FX**

	Last	Change
CAD	1.2641	0.0003
DXY	91.95801	-0.35499
Gold	1714.96	-1.14

**RATES**

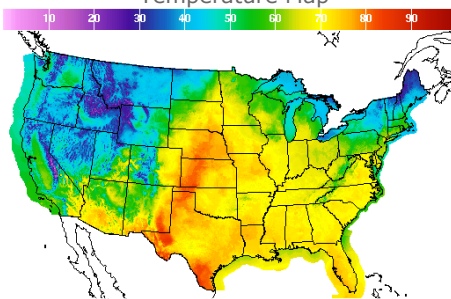
	Last	Change
US 2yr	0.1607	-0.0019
US 10yr	1.5263	-0.0644
CAN 10yr	1.447	-0.083

**EQUITIES**

	Last	Change
Nasdaq	13073.82	464.66
TSX	1107.82	6.323
S&P 500	3875.44	54.09

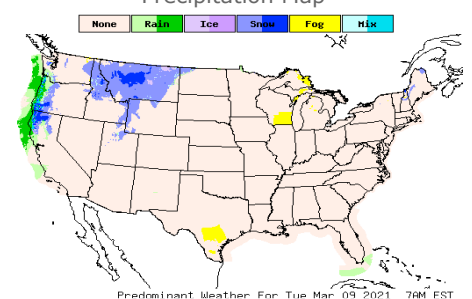
**Weather Data**

**Temperature Map**



City	HIGH °F	LOW °F
Calgary	40	20
Conway	50	29
Cushing	68	54
Denver	62	45
Houston	73	60
Mont Belvieu	69	57
Sarnia	48	34
Williston	43	31

**Precipitation Map**



This report has been prepared by PFL Petroleum Limited personnel for your information only and the views expressed are intended to provide market commentary and are not recommendations. This report is not an offer to sell or a solicitation of any offer to buy any security. The information contained herein has been compiled by PFL from sources believed to be reliable, but no representation or warranty, express or implied, is made by PFL Petroleum Limited, its affiliates or any other person as to its accuracy, completeness or correctness. Copyright 2017 PFL Petroleum Limited. All Rights Reserved