



MARKET DAILY

<https://www.pflpetroleum.com>
 1865 Veterans Park Dr. Suite 303
 Naples, Florida 34109
 Phone: 239-390-2885
 Fax: 239-949-0611
 Mar 8, 2021 5:27 PM

Major Energy Futures		
	Settle	Change
Brent	68.24	-1.28
Gas Oil	546	12.25
Natural Gas	2.664	-0.045
RBOB	204.87	6.68
ULSD	190.85	4.8
WTI	65.05	-1.04

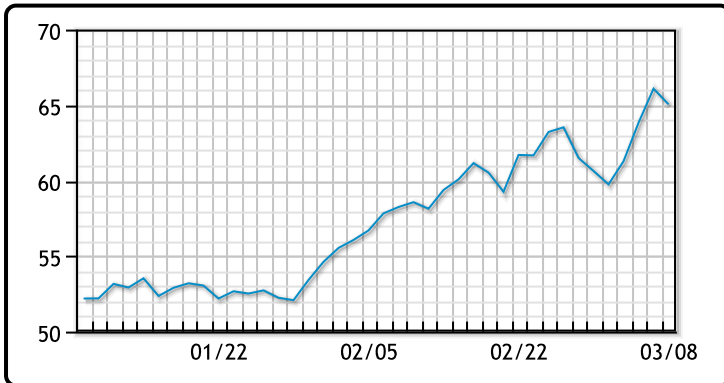
Market Commentary

The oil rally slowed today with news of a strengthening dollar despite the attack on the crude oil terminal in Saudi Arabia. Production and export capabilities following the attack in Saudi Arabia "came out relatively unscathed, so the market has taken that as a cue for some profit-taking," said Tony Headrick, energy commodity broker at CHS Hedging. "But underlying it all is a fundamental setup that is supportive. Global crude and product inventories continue to drain down, encouraged as of late by the recent OPEC+ decision."

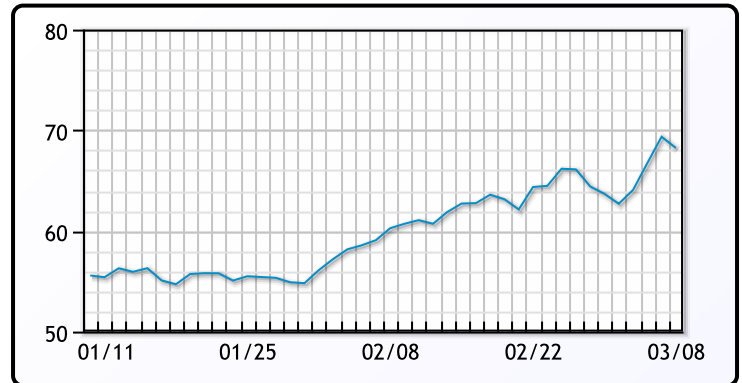
In Texas 7 of the 18 downed refineries resumed normal operation allowing for 2 mill barrels / pay crude processing.

Crude & Product Markets

WTI



BRENT



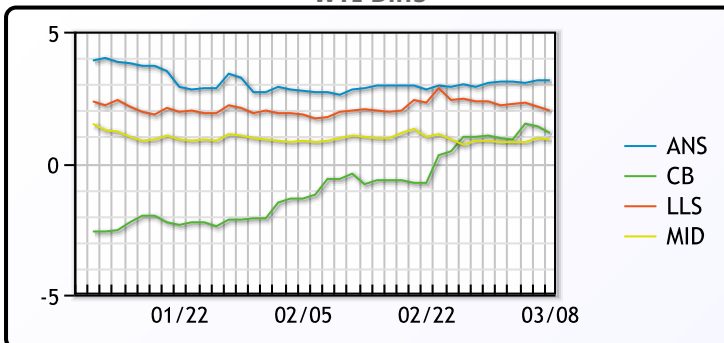
CRUDE

	Last	Week Ago	Month Ago
ANS	68.2	63.69	60.57
BLS	66.2	61.69	57.37
LLS	67.05	62.99	59.92
Mid	65.95	61.49	58.92
WTI	65.05	60.64	57.97

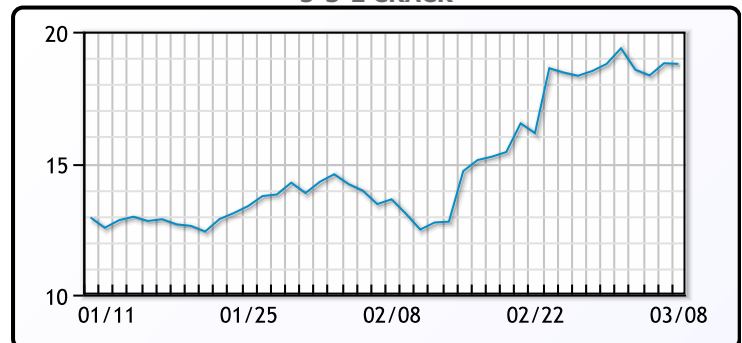
PRODUCTS

	Last	Week Ago	Month Ago
Gulf RBOB	194.62	186.04	162.33
Gulf ULSD	188.1	180.04	169.63
NYH RBOB	194.37	186.04	168.35
NYH ULSD	190.6	182.54	175.01
USGC 3%	58.38	55.38	52.88

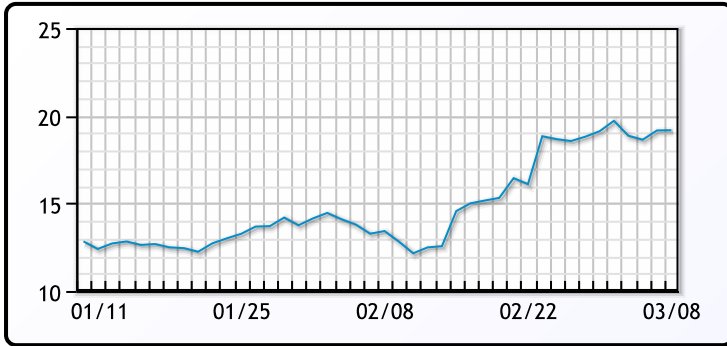
WTI Diffs



5-3-2 CRACK



3-2-1 Crack



Gulf 3-2-1 Crack



NGLs

MB

	Last	Week Ago	Month Ago
Butane	102.75	104	96
IsoButane	99.75	105	94.5
Natural Gasoline	151.75	143	130.25
Propane	94	96.25	88.25

CONWAY

	Last	Week Ago	Month Ago
Butane	96	94	92.5
IsoButane	122	121	117
Natural Gasoline	149	139	128
Propane	87.5	92	96

MB NON

	Last	Week Ago	Month Ago
Butane	102.75	104	93
IsoButane	99.75	105	94.5
Natural Gasoline	149.75	140.25	132
Propane	96.5	94.75	85.25

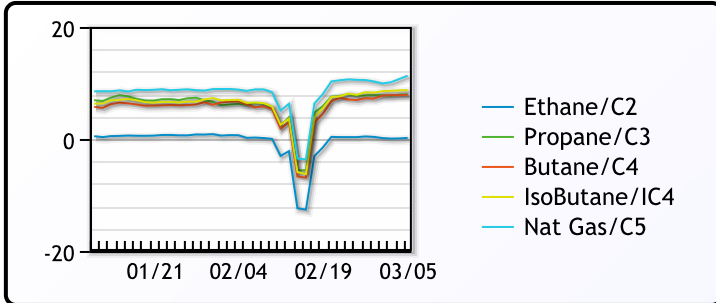
EDMONTON

	Last	Week Ago	Month Ago
Propane	58	74	51.25

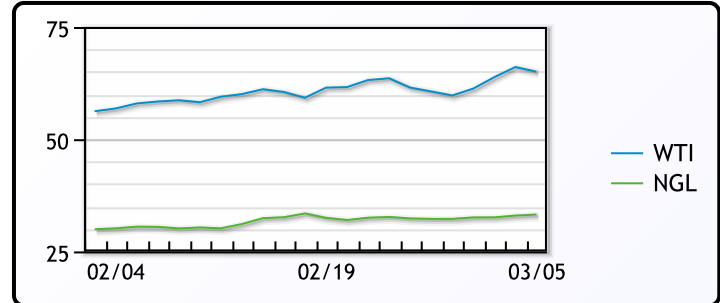
SARNIA

	Last	Week Ago	Month Ago
Propane	114	115	103.25

FRAC SPREAD



WTI vs NGL



FX

	Last	Change
CAD	1.2666	0.0001
DXY	92.389	0.41199
Gold	1683.59	0.05

RATES

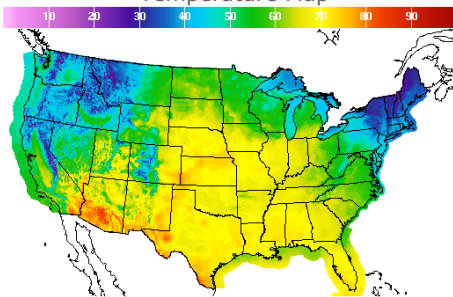
	Last	Change
US 2yr	0.1626	0.0257
US 10yr	1.5907	0.0246
CAN 10yr	1.53	0.026

EQUITIES

	Last	Change
Nasdaq	12609.16	-310.99
TSX	1101.5	4.778
S&P 500	3821.35	-20.59

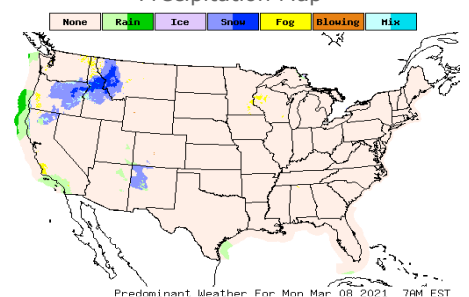
Weather Data

Temperature Map



City	HIGH °F	LOW °F
Calgary	40	23
Conway	57	34
Cushing	69	46
Denver	65	45
Houston	70	53
Mont Belvieu	67	48
Sarnia	60	26
Williston	59	37

Precipitation Map



This report has been prepared by PFL Petroleum Limited personnel for your information only and the views expressed are intended to provide market commentary and are not recommendations. This report is not an offer to sell or a solicitation of any offer to buy any security. The information contained herein has been compiled by PFL from sources believed to be reliable, but no representation or warranty, express or implied, is made by PFL Petroleum Limited, its affiliates or any other person as to its accuracy, completeness or correctness. Copyright 2017 PFL Petroleum Limited. All Rights Reserved