



# MARKET DAILY

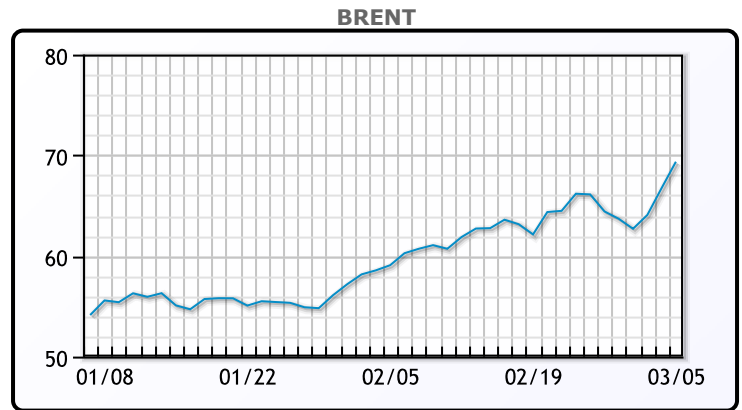
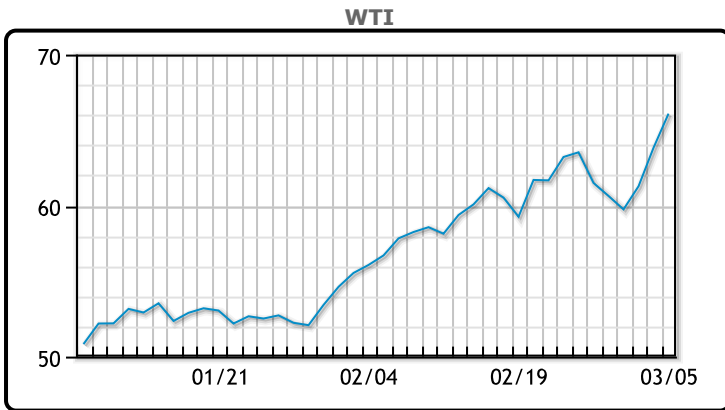
<https://www.pflpetroleum.com>  
 1865 Veterans Park Dr. Suite 303  
 Naples, Florida 34109  
 Phone: 239-390-2885  
 Fax: 239-949-0611  
 Mar 5, 2021 6:48 PM

Major Energy Futures		
	Settle	Change
Brent	69.36	2.62
Gas Oil	547.5	15.25
Natural Gas	2.701	-0.07
RBOB	206.47	4.61
ULSD	194.4	6.03
WTI	66.09	2.26

**Market Commentary**

Oil prices continued to climb today along with equity markets as a stronger-than-expected US jobs report. Brent is up over 4% on the week and WTI is up over 7% on the week. Investors were surprised that Saudi Arabia had decided to maintain its voluntary cut of 1 million bpd through April even after the oil price rally of the past two months on the back of COVID-19 vaccination programs around the globe. After the decisions, forecasters were quick to raise the price expectations – GS raised Brent \$5 to \$75, UBS raised Brent to \$75 and WTI to \$72 for 2H 2021. WTI traded up \$2.26 or 3.54% to close at \$66.09. Brent traded up \$2.62 or 3.93 to close at \$69.36.

## Crude & Product Markets

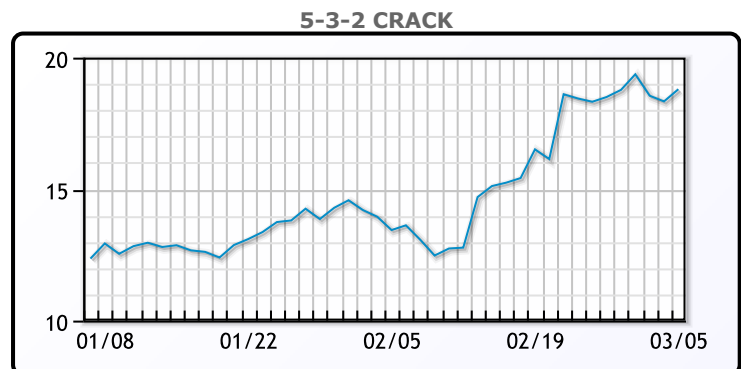
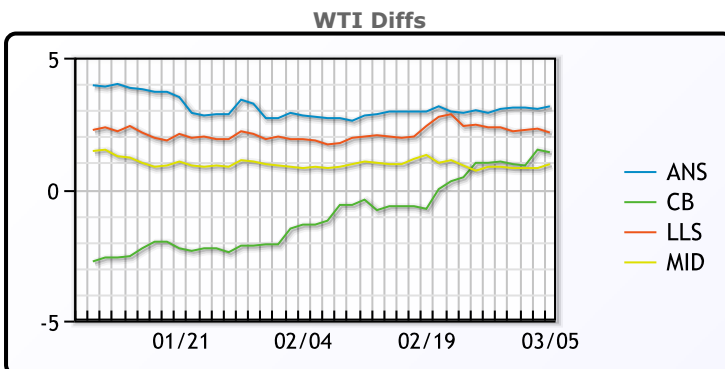


**CRUDE**

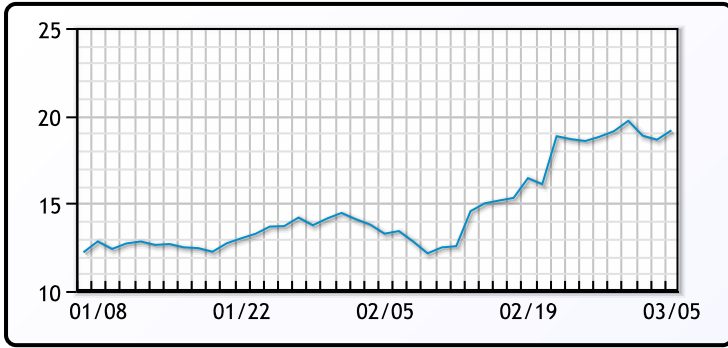
	Last	Week Ago	Month Ago
ANS	69.24	64.4	59.55
BLS	67.49	62.5	56.25
LLS	68.24	63.85	58.6
Mid	67.04	62.35	57.7
WTI	66.09	61.5	56.85

**PRODUCTS**

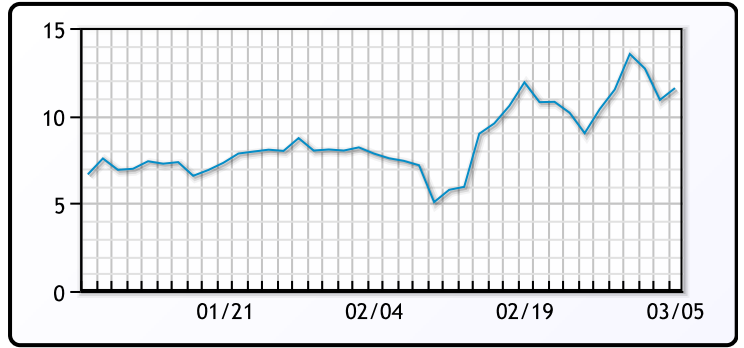
	Last	Week Ago	Month Ago
Gulf RBOB	197.35	183.8	159.68
Gulf ULSD	192	181.61	166.47
NYH RBOB	195.47	186.98	166.31
NYH ULSD	194.4	185.53	171.69
USGC 3%	59.88	55.38	52.38



**3-2-1 Crack**



**Gulf 3-2-1 Crack**



**NGLs**

**MB**

	Last	Week Ago	Month Ago
Butane	107.5	101.75	96.5
IsoButane	103.5	102.25	94.5
Natural Gasoline	146.5	145	128
Propane	97	94.75	86.25

**CONWAY**

	Last	Week Ago	Month Ago
Butane	98	97.25	92.25
IsoButane	123	119	118
Natural Gasoline	149.5	143	126
Propane	89.5	103	89

**MB NON**

	Last	Week Ago	Month Ago
Butane	107.5	101.75	93.5
IsoButane	103.5	102.25	94.5
Natural Gasoline	152	144.75	130.25
Propane	97.13	96	83.5

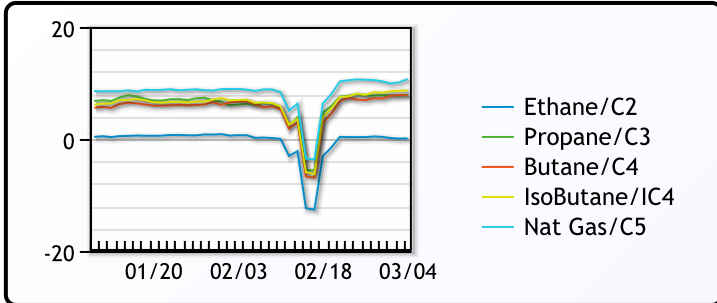
**EDMONTON**

	Last	Week Ago	Month Ago
Propane	58	88	48.25

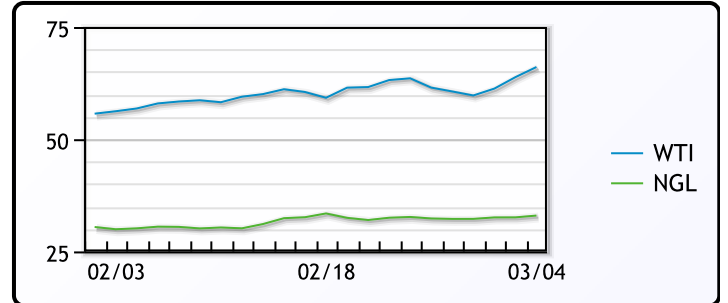
**SARNIA**

	Last	Week Ago	Month Ago
Propane	114	115	103.25

**FRAC SPREAD**



**WTI vs NGL**



**FX**

	Last	Change
CAD	1.2659	-0.0008
DXY	91.97701	0.34601
Gold	1700.64	3.12

**RATES**

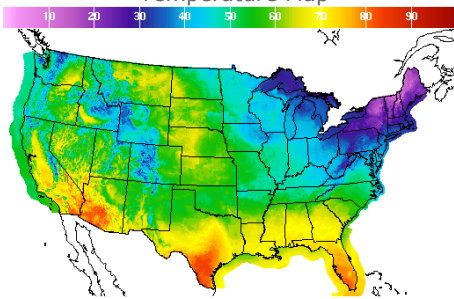
	Last	Change
US 2yr	0.1369	-0.0078
US 10yr	1.5661	0.0021
CAN 10yr	1.504	0.004

**EQUITIES**

	Last	Change
Nasdaq	12920.15	196.68
TSX	1096.72	17.026
S&P 500	3841.94	73.47

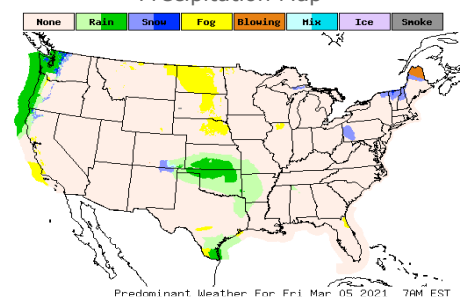
**Weather Data**

**Temperature Map**



City	HIGH °F	LOW °F
Calgary	52	30
Conway	45	30
Cushing	56	44
Denver	56	36
Houston	73	57
Mont Belvieu	65	52
Sarnia	35	22
Williston	56	34

**Precipitation Map**



This report has been prepared by PFL Petroleum Limited personnel for your information only and the views expressed are intended to provide market commentary and are not recommendations. This report is not an offer to sell or a solicitation of any offer to buy any security. The information contained herein has been compiled by PFL from sources believed to be reliable, but no representation or warranty, express or implied, is made by PFL Petroleum Limited, its affiliates or any other person as to its accuracy, completeness or correctness. Copyright 2017 PFL Petroleum Limited. All Rights Reserved