



# MARKET DAILY

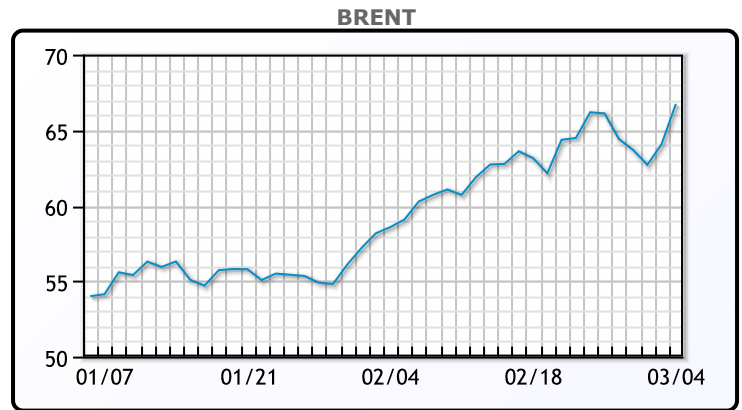
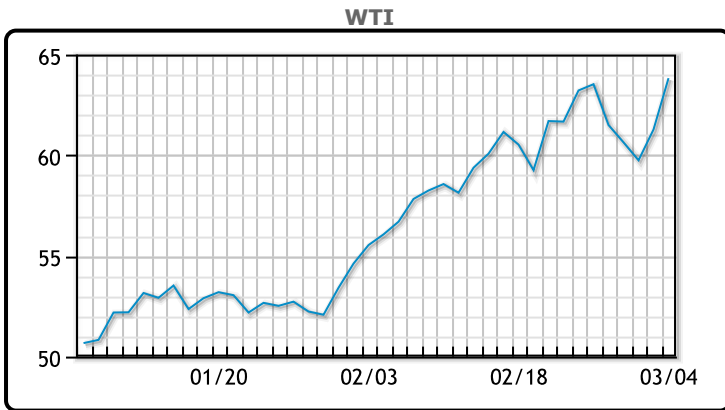
<https://www.pflpetroleum.com>  
 1865 Veterans Park Dr. Suite 303  
 Naples, Florida 34109  
 Phone: 239-390-2885  
 Fax: 239-949-0611  
 Mar 4, 2021 7:23 PM

Major Energy Futures		
	Settle	Change
Brent	66.74	2.67
Gas Oil	535.25	2.25
Natural Gas	2.746	-0.07
RBOB	199.79	4.61
ULSD	189.6	6.03
WTI	63.83	2.55

**Market Commentary**

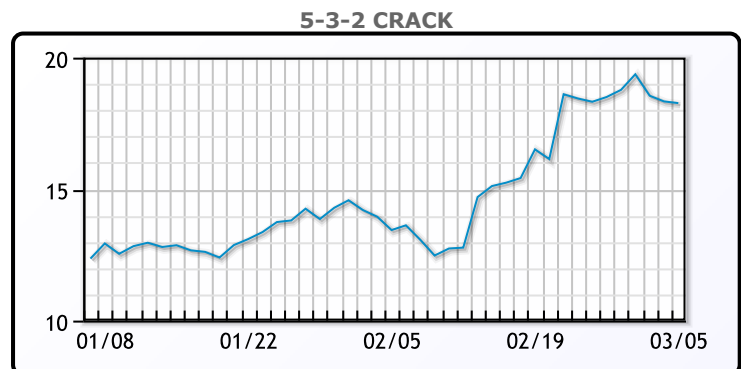
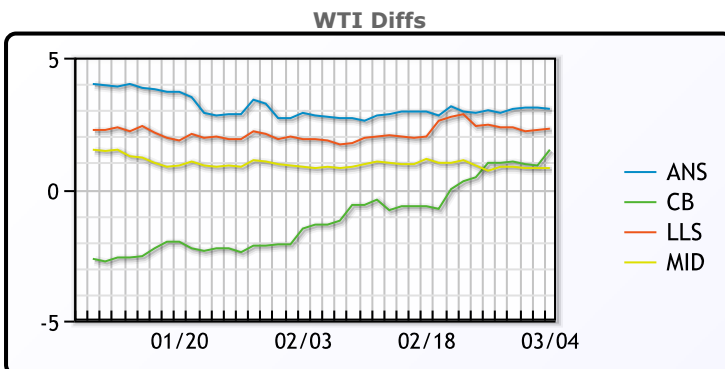
Oil prices had another strong session, with both contracts rallying around 5% on positive news from OPEC+. Prices again hit fresh highs not seen in over a year. The cartel and its allies announced that they intend to keep production unchanged heading into April. "OPEC surprised us by rolling over the cuts... The message OPEC is sending market is that they're quite willing to see oil prices run hot and ultimately, go a long way in reducing the inventory overhang built last year because of COVID-19," said Bart Melek, head of commodity strategies at TD Securities. This is bullish for the US, as at these levels production can be boosted even on the more expensive projects. WTI traded up \$2.55 or 4.16% to close at \$63.83. Brent traded up \$2.67 or 4.17% to close at \$66.74.

## Crude & Product Markets

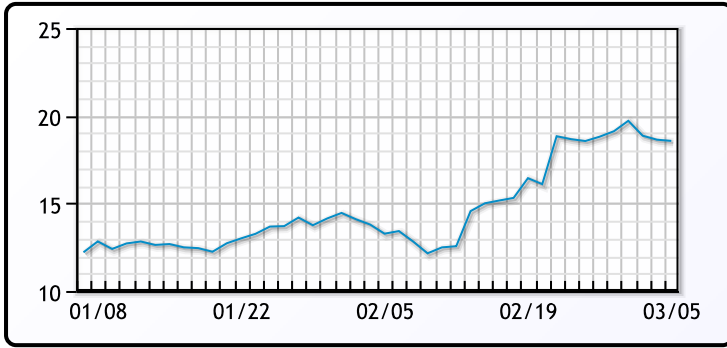


CRUDE			
	Last	Week Ago	Month Ago
ANS	66.88	66.57	58.93
BLS	65.33	64.57	55.03
LLS	66.13	66.02	57.93
Mid	64.63	64.27	57.03
WTI	63.83	63.57	56.23

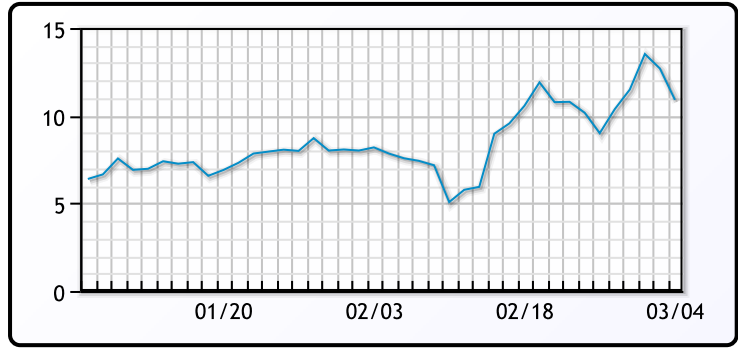
PRODUCTS			
	Last	Week Ago	Month Ago
Gulf RBOB	191.29	186.76	159.13
Gulf ULSD	187.1	188.04	164.9
NYH RBOB	189.66	188.51	166.1
NYH ULSD	189.73	190.66	170.25
USGC 3%	57.88	56.13	51.63



**3-2-1 Crack**



**Gulf 3-2-1 Crack**



**NGLs**

**MB**

	Last	Week Ago	Month Ago
Butane	108.5	100	97.25
IsoButane	106.5	100.5	94.25
Natural Gasoline	140.88	145.5	129
Propane	97.375	96	84.25

**CONWAY**

	Last	Week Ago	Month Ago
Butane	96.5	97	92
IsoButane	124.5	121	120
Natural Gasoline	144	144.25	124
Propane	88.5	120	86.5

**MB NON**

	Last	Week Ago	Month Ago
Butane	108.5	100	94.25
IsoButane	106.5	100.5	94.25
Natural Gasoline	145.5	147	130.25
Propane	96.75	97	81.75

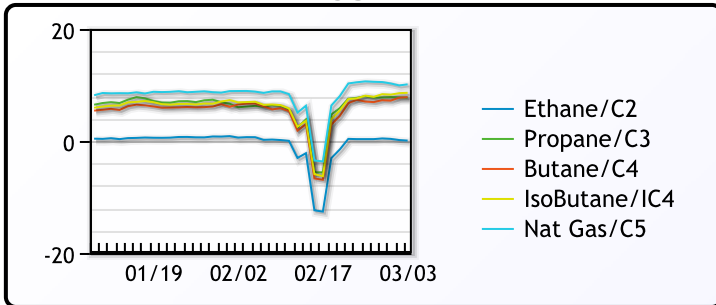
**EDMONTON**

	Last	Week Ago	Month Ago
Propane	58	100	47.38

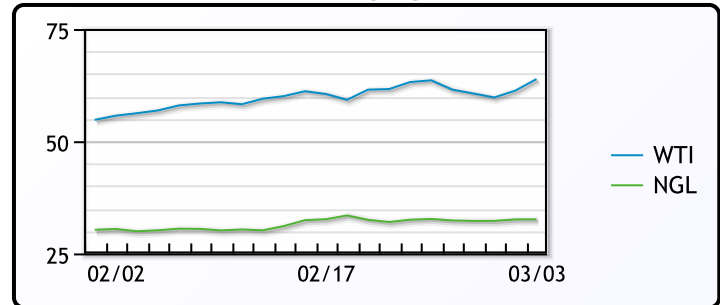
**SARNIA**

	Last	Week Ago	Month Ago
Propane	112.5	115	104.5

**FRAC SPREAD**



**WTI vs NGL**



**FX**

	Last	Change
CAD	1.2679	0.0012
DXY	91.631	0.68399
Gold	1693.29	-4.23

**RATES**

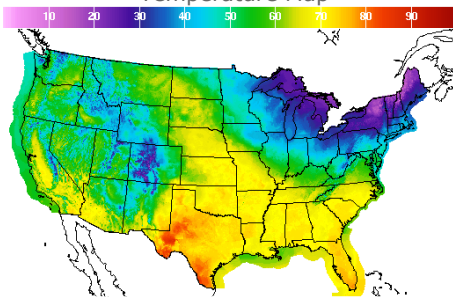
	Last	Change
US 2yr	0.1467	0.002
US 10yr	1.5727	0.0087
CAN 10yr	1.5	0.088

**EQUITIES**

	Last	Change
Nasdaq	12723.47	-274.28
TSX	1079.69	-10.531
S&P 500	3768.47	-51.25

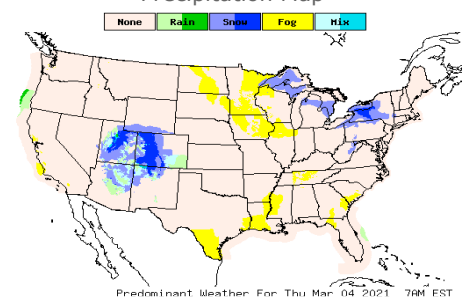
**Weather Data**

**Temperature Map**



City	HIGH °F	LOW °F
Calgary	47	25
Conway	43	26
Cushing	66	45
Denver	41	37
Houston	63	53
Mont Belvieu	59	48
Sarnia	30	23
Williston	50	36

**Precipitation Map**



This report has been prepared by PFL Petroleum Limited personnel for your information only and the views expressed are intended to provide market commentary and are not recommendations. This report is not an offer to sell or a solicitation of any offer to buy any security. The information contained herein has been compiled by PFL from sources believed to be reliable, but no representation or warranty, express or implied, is made by PFL Petroleum Limited, its affiliates or any other person as to its accuracy, completeness or correctness. Copyright 2017 PFL Petroleum Limited. All Rights Reserved