



# MARKET DAILY

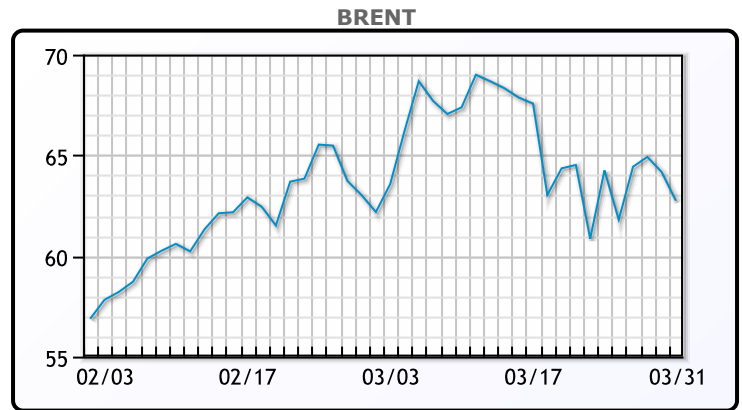
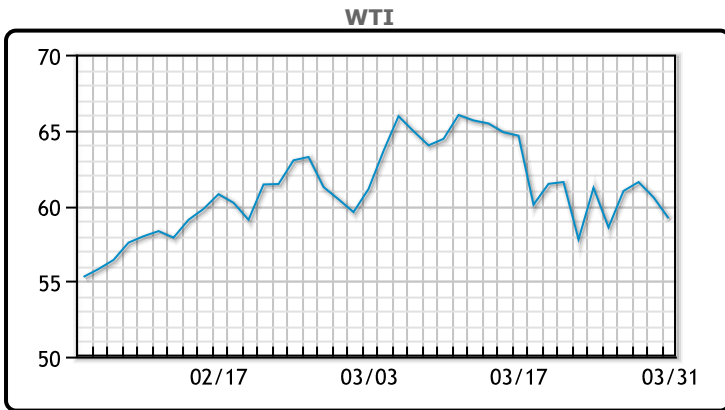
<https://www.pflpetroleum.com>  
 1865 Veterans Park Dr. Suite 303  
 Naples, Florida 34109  
 Phone: 239-390-2885  
 Fax: 239-949-0611  
 Mar 31, 2021 7:11 PM

Major Energy Futures		
	Settle	Change
Brent	62.74	-1.43
Gas Oil	505.25	1.25
Natural Gas	2.608	-0.015
RBOB	195.97	-3.67
ULSD	176.98	-2.16
WTI	59.16	-1.39

**Market Commentary**

Oil prices were mixed today, trading down earlier in the session and trading up before the close. US commercial crude inventories had a draw of 876K/bbls, a little larger than the forecasted draw of -568K/bbls. Gasoline inventories had a draw of 1.74MM/bbls, vs a forecasted build of 692K/bbls. Distillate inventories has a build of 2.54MM/bbls, larger than the forecasted build of 510K/bbls. "Refineries continue to increase utilization and operable capacity and recovery mode from the deep freeze," said Tony Headrick, energy market analyst CHS Hedging. OPEC+ has lowered its oil demand growth forecast for this year by 300,000 bpd, a report from its experts panel meeting seen by Reuters showed. In light of this it seems likely the group will maintain its production quotas. WTI traded down \$1.01 or -1.64% to close at \$59.16. Brent traded down \$.84 or -1.29% to close at \$62.74.

## Crude & Product Markets

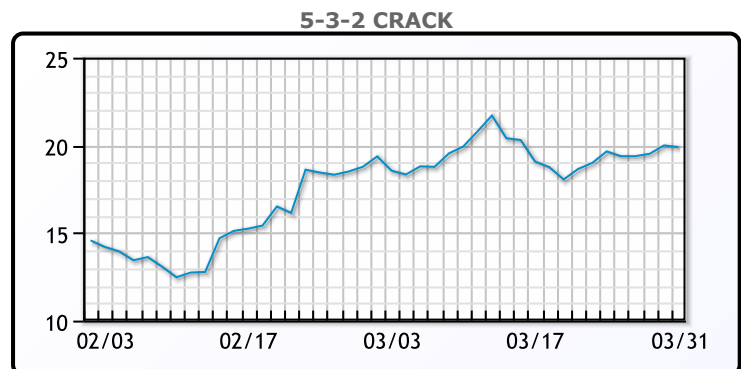
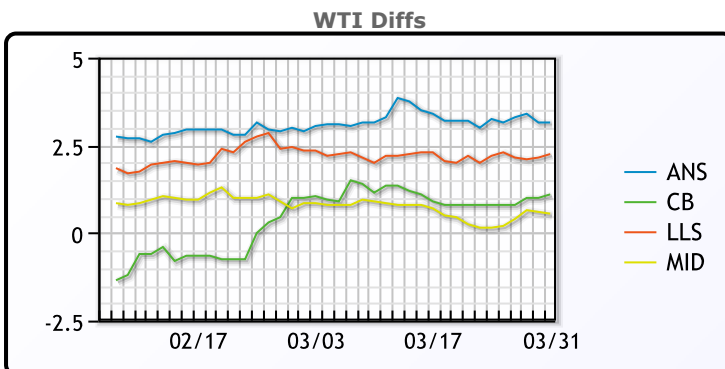


**CRUDE**

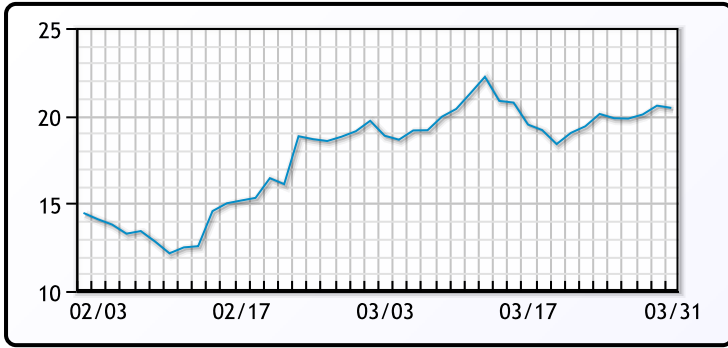
	Last	Week Ago	Month Ago
ANS	62.31	64.38	64.4
BLS	60.26	61.93	62.5
LLS	61.41	63.33	63.85
Mid	59.71	61.28	62.35
WTI	59.16	61.13	61.5

**PRODUCTS**

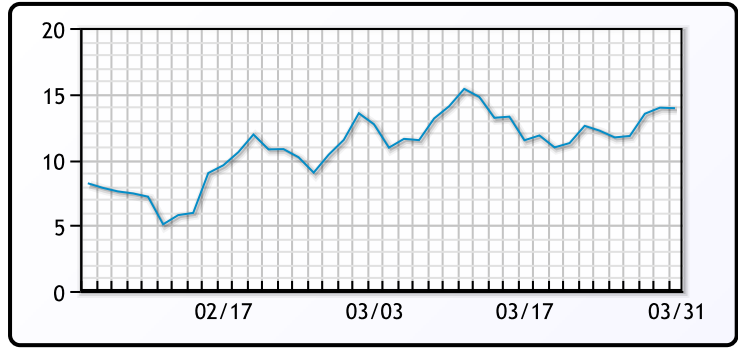
	Last	Week Ago	Month Ago
Gulf RBOB	191.72	193.5	183.8
Gulf ULSD	172.21	178.9	181.61
NYH RBOB	184.33	188.4	186.98
NYH ULSD	177.13	182.06	185.53
USGC 3%	52.63	54.88	55.38



**3-2-1 Crack**



**Gulf 3-2-1 Crack**



**NGLs**

**MB**

	Last	Week Ago	Month Ago
Butane	98.5	93.75	101.75
IsoButane	97.25	90.75	102.25
Natural Gasoline	140.5	130.25	143
Propane	92.25	89.5	94.75

**CONWAY**

	Last	Week Ago	Month Ago
Butane	92	87.5	97.25
IsoButane	106	108.5	119
Natural Gasoline	136	135	143
Propane	85	82.5	103

**MB NON**

	Last	Week Ago	Month Ago
Butane	98.5	91.75	101.75
IsoButane	97.25	90.75	102.25
Natural Gasoline	137	137.5	144.75
Propane	90.38	87.25	94.75

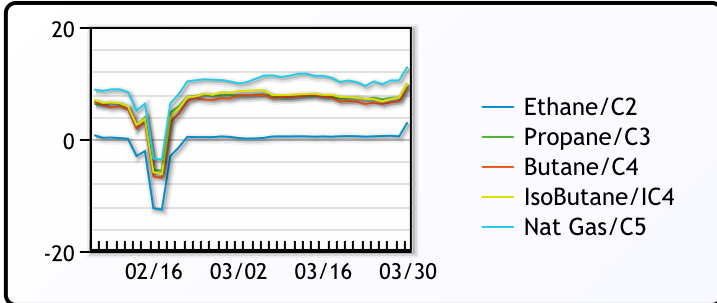
**EDMONTON**

	Last	Week Ago	Month Ago
Propane	54.88	49.5	74

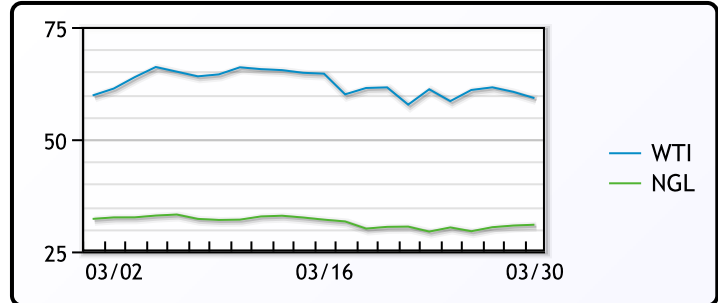
**SARNIA**

	Last	Week Ago	Month Ago
Propane	109.5	109.5	115

**FRAC SPREAD**



**WTI vs NGL**



**FX**

	Last	Change
CAD	1.2558	-0.0004
DXY	93.232	-0.065
Gold	1708.44	0.73

**RATES**

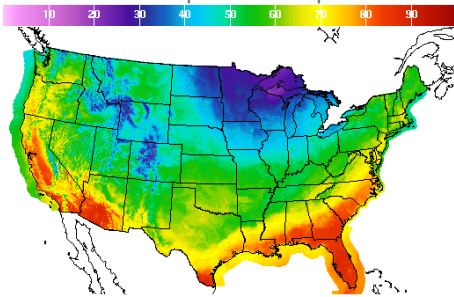
	Last	Change
US 2yr	0.1603	0.0138
US 10yr	1.7404	0.0375
CAN 10yr	1.558	0.025

**EQUITIES**

	Last	Change
Nasdaq	13246.87	201.48
TSX	1117.15	-1.71
S&P 500	3972.89	14.34

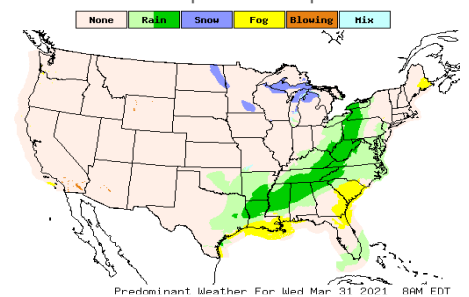
**Weather Data**

**Temperature Map**



City	HIGH °F	LOW °F
Calgary	51	23
Conway	32	14
Cushing	61	42
Denver	52	29
Houston	77	56
Mont Belvieu	76	53
Sarnia	54	31
Williston	45	12

**Precipitation Map**



This report has been prepared by PFL Petroleum Limited personnel for your information only and the views expressed are intended to provide market commentary and are not recommendations. This report is not an offer to sell or a solicitation of any offer to buy any security. The information contained herein has been compiled by PFL from sources believed to be reliable, but no representation or warranty, express or implied, is made by PFL Petroleum Limited, its affiliates or any other person as to its accuracy, completeness or correctness. Copyright 2017 PFL Petroleum Limited. All Rights Reserved