



MARKET DAILY

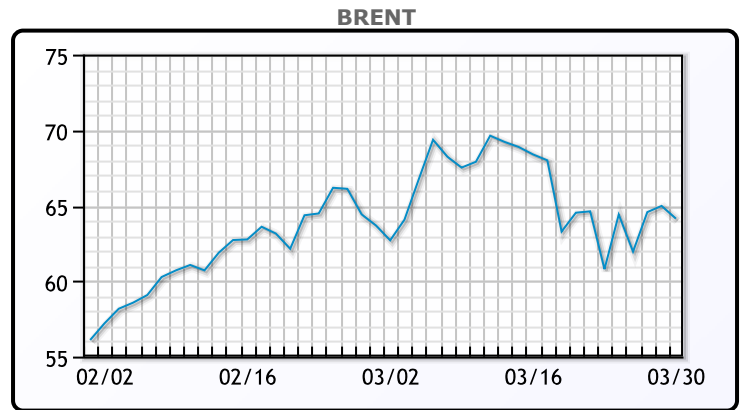
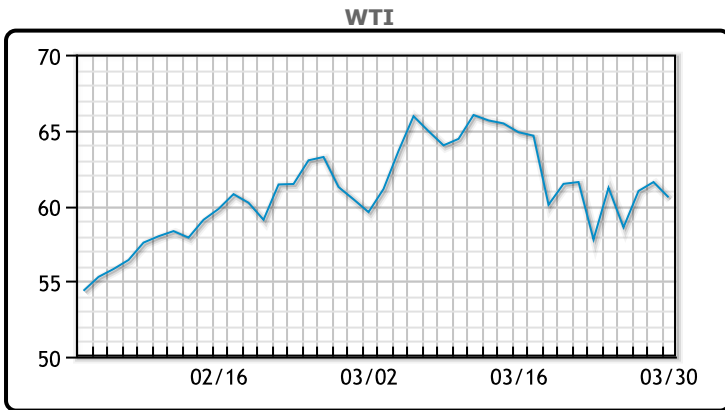
<https://www.pflpetroleum.com>
 1865 Veterans Park Dr. Suite 303
 Naples, Florida 34109
 Phone: 239-390-2885
 Fax: 239-949-0611
 Mar 30, 2021 6:49 PM

Major Energy Futures		
	Settle	Change
Brent	64.14	-0.84
Gas Oil	506.5	-5.5
Natural Gas	2.623	-0.03
RBOB	198.9	2.79
ULSD	178.92	-2.06
WTI	60.55	-1.01

Market Commentary

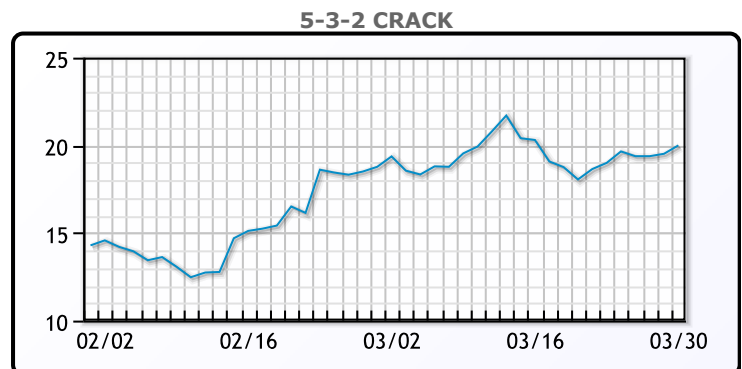
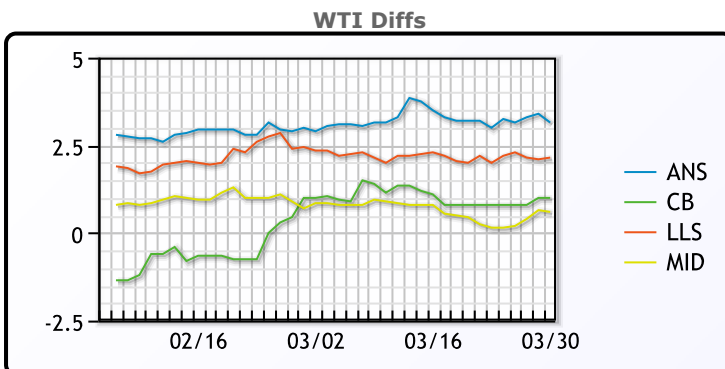
Oil prices slid today as the Suez Canal reopened to traffic. The backlog is now currently 422 ships, which could be cleared in 3 and ½ days. All eyes turned to the OPEC+ meeting scheduled for later this week with both major players (Russia, Saudi Arabia) expected to support extending cuts through May. JP Morgan believes OPEC+ will largely roll over its production cuts into May and that Saudi Arabia will extend its voluntary cut by two more months until the end of June "The wobble we have seen in prices means that OPEC+ will likely need to take a cautious approach once again," bank ING said. "We are of the view that the group will likely hold output levels unchanged." WTI traded down \$1.01 or -1.64% to close at \$60.55. Brent traded down \$.84 or -1.29% to close at \$64.14.

Crude & Product Markets

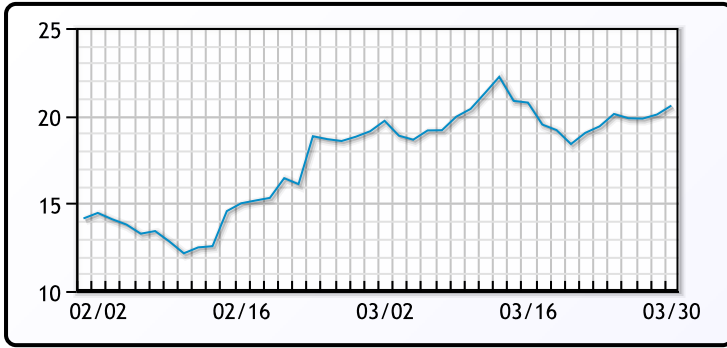


CRUDE			
	Last	Week Ago	Month Ago
ANS	63.7	60.71	64.4
BLS	61.55	58.51	62.5
LLS	62.7	59.71	63.85
Mid	61.15	57.86	62.35
WTI	60.55	57.71	61.5

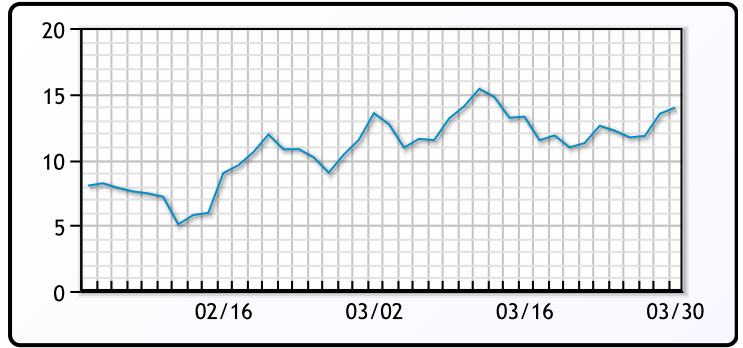
PRODUCTS			
	Last	Week Ago	Month Ago
Gulf RBOB	194.64	184.09	183.8
Gulf ULSD	174.39	171.27	181.61
NYH RBOB	188.02	178.64	186.98
NYH ULSD	178.67	174.16	185.53
USGC 3%	54.13	51.13	55.38



3-2-1 Crack



Gulf 3-2-1 Crack



NGLs

MB

	Last	Week Ago	Month Ago
Butane	96.5	93	101.75
IsoButane	95.25	90	102.25
Natural Gasoline	141	137.5	143
Propane	91	88	94.75

CONWAY

	Last	Week Ago	Month Ago
Butane	93	88	97.25
IsoButane	104	108	119
Natural Gasoline	136.5	130.5	143
Propane	85.25	81.5	103

MB NON

	Last	Week Ago	Month Ago
Butane	96.5	91	101.75
IsoButane	95.25	90	102.25
Natural Gasoline	139.5	130	144.75
Propane	90.13	89.75	94.75

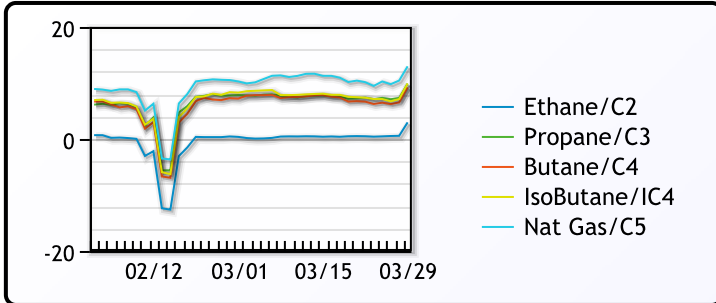
EDMONTON

	Last	Week Ago	Month Ago
Propane	54.5	53.25	74

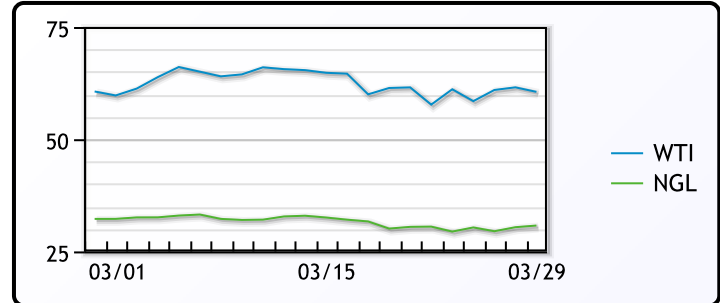
SARNIA

	Last	Week Ago	Month Ago
Propane	109.5	109.5	115

FRAC SPREAD



WTI vs NGL



FX

	Last	Change
CAD	1.2629	-0.0005
DXY	93.297	0.35299
Gold	1684.8	-0.4

RATES

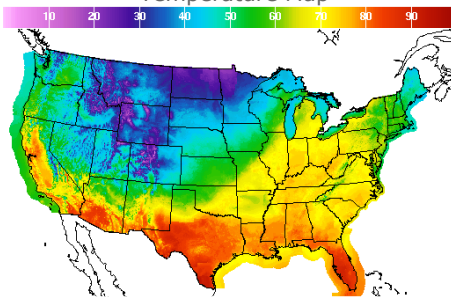
	Last	Change
US 2yr	0.1465	0.0058
US 10yr	1.7029	-0.0052
CAN 10yr	1.533	-0.003

EQUITIES

	Last	Change
Nasdaq	13045.39	-14.26
TSX	1118.86	-1.01
S&P 500	3958.55	-12.54

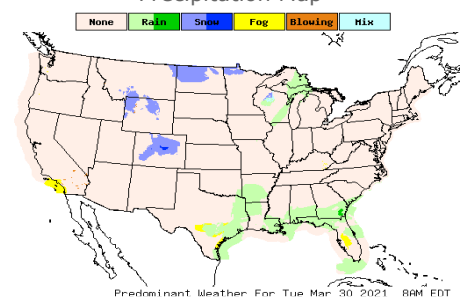
Weather Data

Temperature Map



City	HIGH °F	LOW °F
Calgary	37	12
Conway	31	18
Cushing	63	48
Denver	38	26
Houston	81	62
Mont Belvieu	80	60
Sarnia	66	39
Williston	27	19

Precipitation Map



This report has been prepared by PFL Petroleum Limited personnel for your information only and the views expressed are intended to provide market commentary and are not recommendations. This report is not an offer to sell or a solicitation of any offer to buy any security. The information contained herein has been compiled by PFL from sources believed to be reliable, but no representation or warranty, express or implied, is made by PFL Petroleum Limited, its affiliates or any other person as to its accuracy, completeness or correctness. Copyright 2017 PFL Petroleum Limited. All Rights Reserved